











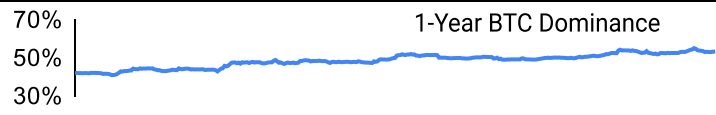
Crypto Leaderboard

Rank	Name	Ticker	Price	24h	7d	30d	24h Vol \$m	MC \$m	1-Year Chart
1	Bitcoin	BTC	\$41,519	0%	1%	13%	21,809	814,042	
2	Ethereum	ETH	\$2,162	-2%	-3%	10%	12,884	260,486	
3	Tether	USDT	\$1.00	0%	0%	0%	39,383	90,845	
4	BNB	BNB	\$238	-1%	-3%	-3%	834	36,693	
5	XRP Ledger	XRP	\$0.60	-3%	-4%	-2%	1,383	32,349	
6	Solana	SOL	\$71.	-2%	1%	21%	2,207	30,461	
7	USD Coin	USDC	\$1.00	0%	0%	0%	8,615	24,512	
8	Cardano	ADA	\$0.57	-3%	3%	51%	656	19,984	
9	Lido stETH	STETH	\$2,163	-2%	-2%	11%	33	19,831	
10	Avalanche	AVAX	\$39.5	-5%	4%	80%	1,363	14,488	

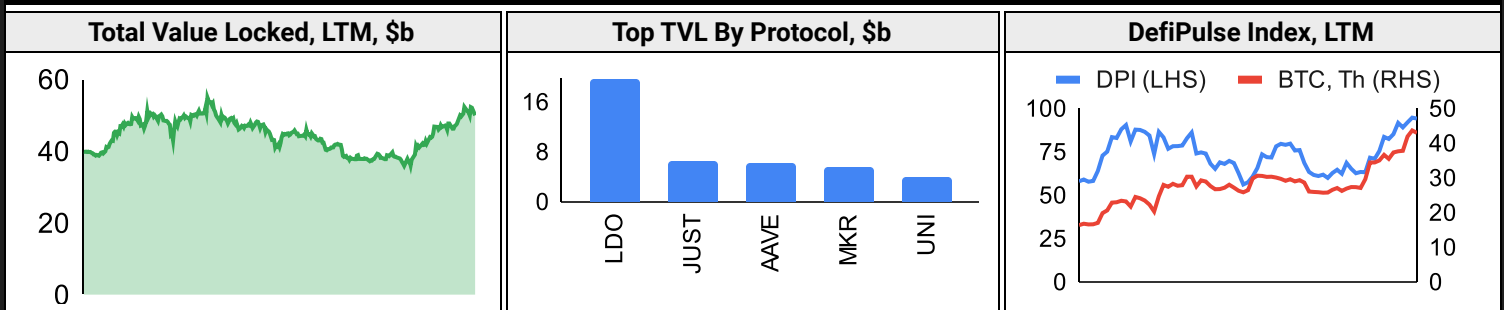
Top & Bottom Performers - Top 100 Tokens

24h		7 Days		30 Days		90 Days		365 Days	
ASTR	34%	ICP	93%	BONK	596%	BONK	9636%	INJ	2209%
TKX	18%	OSMO	67%	HNT	275%	TAO	497%	KAS	1775%
INJ	8%	BONK	67%	ICP	136%	HNT	430%	RNDR	855%
WOO	6%	HNT	67%	BTT	130%	WEMIX	381%	WEMIX	740%
ETHDYDX	-8%	MINA	-14%	RUNE	-8%	MKR	0%	LEO	-6%
TIA	-8%	LUNC	-16%	LDO	-8%	FDUSD	0%	EOS	-14%
LUNC	-9%	BTT	-19%	XDC	-11%	USDD	-1%	CHZ	-34%
OSMO	-9%	SNX	-20%	KAS	-24%	XDC	-12%	APE	-54%

Category Performance

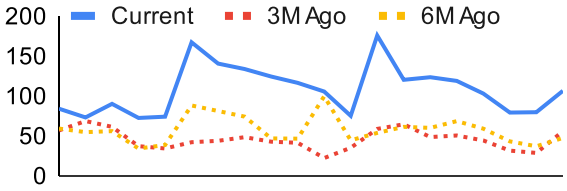
Category	7d	30d	90d	180d	365d	Ecosystem	7d	30d	90d	180d	365d
IoT/Data/Comp.	13%	55%	122%	123%	110%	Cosmos	18%	36%	123%	126%	342%
Smart Contract	4%	22%	87%	64%	83%	BSC	12%	29%	86%	63%	178%
Scaling	0%	21%	59%	23%	49%	Polygon	6%	19%	69%	47%	119%
Gaming/Entertai	-5%	19%	82%	80%	43%	Polkadot	2%	18%	56%	38%	41%
Meme	-1%	15%	55%	21%	65%	Solana	-2%	13%	93%	98%	172%
DEX	-6%	14%	93%	92%	98%	Avalanche	-4%	10%	58%	56%	67%
Other DeFi	-2%	10%	72%	60%	262%	Ethereum	-6%	3%	45%	40%	67%
Currency	0%	9%	28%	35%	58%	Tron	-4%	2%	26%	33%	55%
CEXs	-7%	6%	64%	51%	61%						
Privacy	-2%	5%	24%	10%	-16%						
Lending	-3%	5%	57%	68%	75%						

DeFi

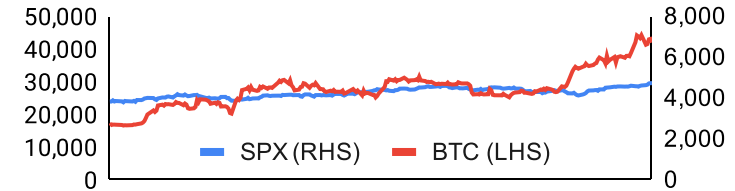


Trading Volume

Aggregate Volumes by Product, \$b					Top Derivatives Exchanges, \$m and bps					Top Spot Exchanges, \$m		
Product	1d	7d	30d	O/I	Exchange	1d Vol	O/I	Mkr	Tkr	Exchange	Score	1d Vol
Spot	34	252	943	n/a	Binance	52,484	11,643	2.0	4.0	Binance	9.9	14,662
Perpetuals	280	2,570	7,250	139	Bybit	15,960	7,026	2.0	5.5	Coinbase	8.4	1,934
Futures	1	3	13	1	OKX	21,262	4,377	2.0	5.0	Kraken	8.2	889
Options	1	8	43	n/a	KuCoin	1,547	1,648	2.0	6.0	KuCoin	7.6	1,029

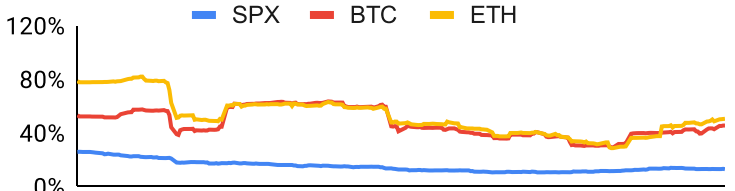
Daily Spot Volume, Top 100 Tokens Last 20d, \$b				Top Volume, 1d, \$m		Top Volume, %20d Avg		Low Volume, %20d Avg	
				USDT	45,794	ASTR	1024%	BUSD	14%
				BTC	23,180	HNT	320%	IOTA	24%
				ETH	9,976	ICP	288%	LUNC	32%
				USDC	5,596	BONK	207%	XEC	36%
				FDUSD	3,335	WOO	181%	BTT	48%

Traditional Finance

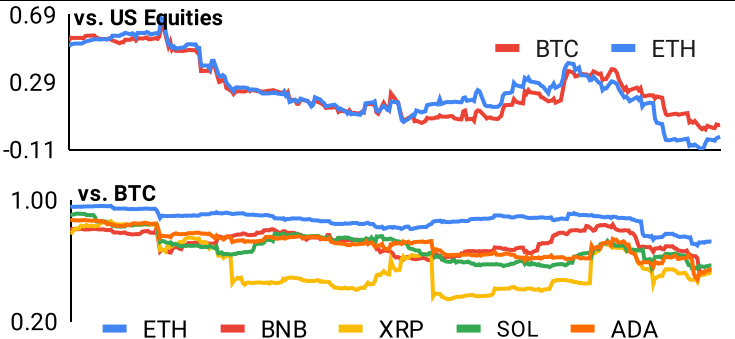
Global Equity Markets							SPX vs. BTC, LTM	
	US	USGrwth	UK	Germany	Japan	HK		
1D	0%	0%	-2%	-1%	-1%	1%	SPX (RHS)	BTC (LHS)
7D	2%	3%	1%	1%	1%	5%		
90D	6%	9%	1%	7%	0%	-2%		
365D	23%	47%	8%	21%	17%	-16%		

10-Year Treasury Yields							Commodities & FX					
	US	Brazil	UK	Germany	Japan	HK		WTI	Gas	Gold	USD/EUR	USD/JPY
Last	3.96%	10.62%	3.74%	2.07%	0.66%	3.39%	Last	74.5	2.57	2,037	0.92	143.0
1d Chg	0.03	0.00	0.05	0.06	-0.01	-0.06	1d % Chg	3.7%	3.3%	0.1%	-0.3%	0.6%

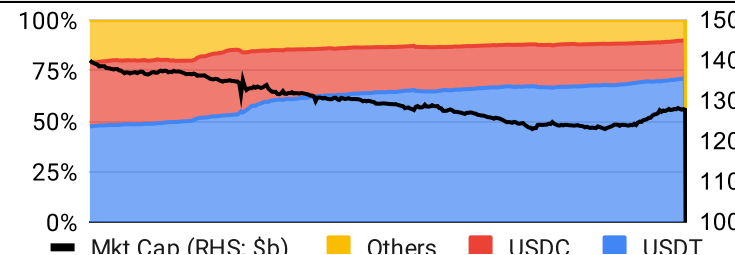
Volatility

Annualized Volatility							Rolling 3M Annualized Volatility, LTM			
	BTC	ETH	BNB	XRP	SOL	ADA				
30D	46%	51%	50%	47%	96%	107%	SPX	BTC	ETH	
90D	43%	49%	39%	49%	106%	73%				
180D	38%	42%	37%	116%	92%	70%				
365D	43%	46%	42%	93%	97%	67%				

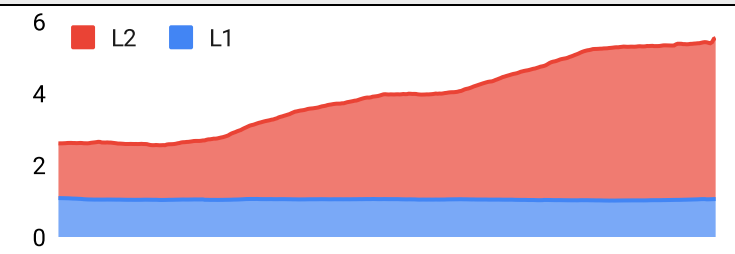
Correlations

Intra-Crypto Correlations, LTM							Rolling 3M Correlations, LTM					
	BTC	ETH	BNB	XRP	SOL	ADA						
BTC							vs. US Equities	BTC	ETH			
ETH	0.83						vs. BTC	ETH	BNB	XRP	SOL	ADA
BNB	0.68	0.68										
XRP	0.40	0.47	0.39									
SOL	0.62	0.64	0.54	0.39								
ADA	0.65	0.68	0.62	0.63	0.62							

Stablecoins

Stablecoin Market Size and Volume, \$m					Stablecoin Dominance (LHS) & Market Cap \$b (RHS), LTM	
Ticker	Price	1d Vol	20d Avg Vol	Market Cap		
USDT	1.00	45,794	46,112	90,847		
USDC	1.00	5,596	5,496	24,501		
DAI	1.00	221	324	5,349		
TUSD	1.00	171	208	2,436		
BUSD	1.00	39	287	1,206		
USDD	0.99	34	45	716		

Ethereum Mainnet & Layer 2s

Mainnet & Layer 2 Transactions (m/day) and L2 TVL (\$m)					Transactions (m/day), Rolling 90-Day Average, LTM	
Network	1d	30d Avg	TVL	Tech Type		
Ethereum	1.1	1.1	-	Mainnet		
zkSync Era	2.9	1.0	525	ZKR		
Arbitrum One	0.6	1.0	7,920	ORU		
Linea	0.9	0.6	173	ZKR		
dYdX v3	0.2	0.3	350	App-specific ZKR		
Starknet	0.1	0.3	135	ZKR		
OP Mainnet	0.3	0.3	4,480	ORU		
Base	0.3	0.2	695	ORU		
Immutable X	0.2	0.2	207	App-specific Validium		
Mantle	0.4	0.2	240	Optimium		

Layer 2 Token Performance & Market Cap (\$m)					
	MATIC	IMX	OP	MNT	ARB
30d Return	-2%	82%	25%	13%	6%
Market Cap	7,270	2,530	1,930	1,770	1,370

NFTs and DAOs

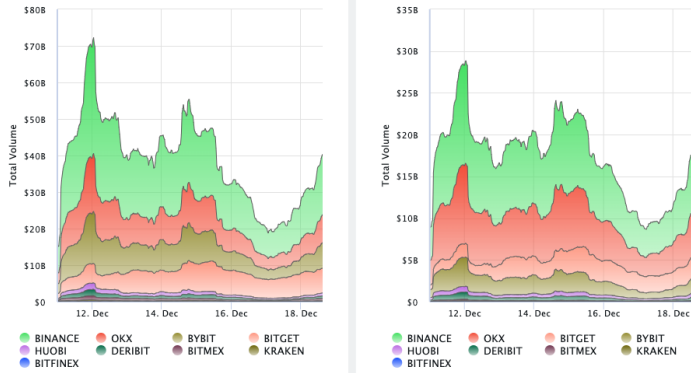
NFT Collection Stats (in ETH)						DAO Treasury Amount (\$m) and Composition					
Collection	Floor	Listings	3M Ret.	3M Vol	Market Cap	DAO	Treasury	Stables	BTC/ETH	Own Tokens	Other
CryptoPunks	54.0	970	20%	32,868	539,900	Arbitrum	3,693	0%	0%	100%	0%
Bored Ape	26.0	362	7%	178,062	259,599	Uniswap	2,318	0%	0%	100%	0%
Mutant Ape	5.1	920	6%	77,174	100,114	Mantle	2,174	7%	12%	74%	7%
Squiggle	9.0	223	-10%	2,765	89,846	Optimism	1,808	0%	0%	100%	0%
Autoglyphs	175.0	3	-12%	265	89,600	Ethereum	670	0%	100%	0%	0%
Pudgy Penguins	9.3	514	128%	54,379	82,561	ENS	581	3%	1%	96%	0%
Fidenza	62.9	46	1%	1,680	62,817	Golem	370	0%	96%	4%	0%
Azuki	5.7	541	51%	33,926	56,540	Gnosis	353	10%	27%	47%	17%
The Sandbox	0.3	445	3%	552	46,741	Lido	309	1%	27%	72%	0%
The Captainz	4.4	124	47%	20,124	43,996	Volta Club	294	31%	0%	1%	69%

Crypto News

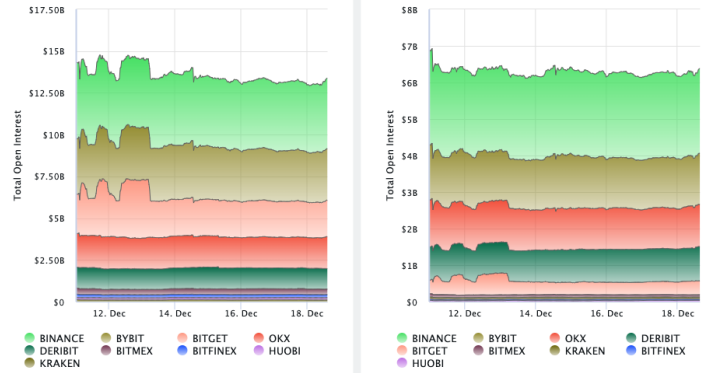
- [Bitcoin Hovers Over \\$41K as Memecoin, Ordinals Frenzy Clogs up Blockchains - CoinDesk](#)
- [First Mover Americas: Bitcoin Struggles to Gain Momentum: FTX Files Plan to End Bankruptcy - CoinDesk](#)
- [OKX NFT Marketplace tops Blur and OpenSea in daily trading volume - Cointelegraph](#)
- [Belgium to Push European Blockchain Network During EU Council Presidency, Digital Minister Says - CoinDesk](#)
- [Daily gas spent on EVM inscriptions surges to record high of \\$8M - Cointelegraph](#)
- [Algorand fork Voi tries a blockchain reboot - Blockworks](#)
- [Crypto hiring: Blockchain.com to expand workforce by 25%, hires new SVP - Blockworks](#)
- [Coinbase files petition for review after SEC rejects rulemaking petition - Blockworks](#)
- [Arbitrum suffers 'partial outage' amid traffic influx - Blockworks](#)

Crypto Futures

Futures Volume (BTC LHS ; ETH RHS), 1d



Futures Open Interest (BTC LHS ; ETH RHS)



Volume Weighted Funding Rate (BTC LHS ; ETH RHS), 1d

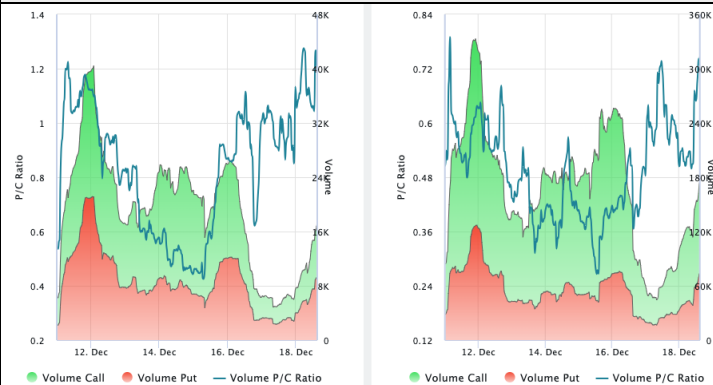


Liquidations (BTC LHS ; ETH RHS), 1d

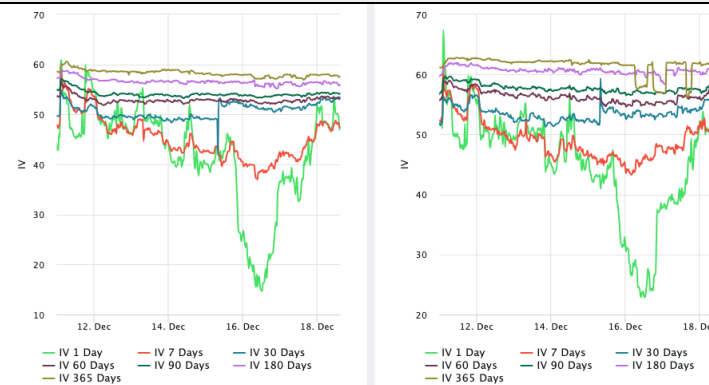


Crypto Options

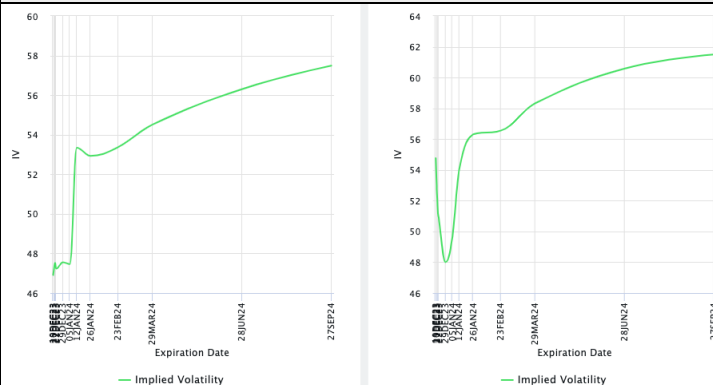
Options Volume & Put/Call Ratio (BTC LHS ; ETH RHS), 1d



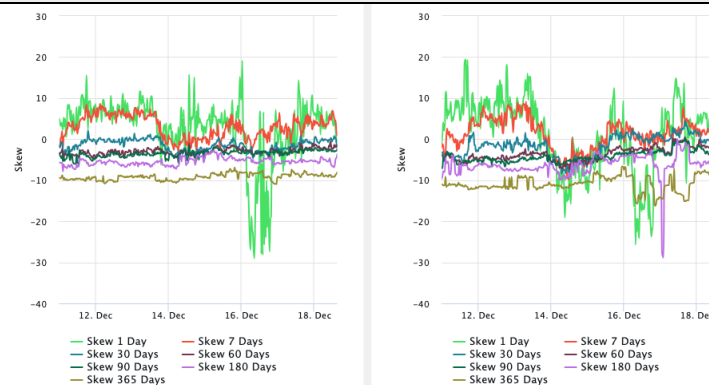
ATM Implied Volatility (BTC LHS ; ETH RHS)



ATM Implied Vol Term Structure (BTC LHS ; ETH RHS)



25 Delta Skew (BTC LHS ; ETH RHS)





December 18, 2023

About GSR

GSR has over a decade of extensive experience in the crypto market, serving as a trusted liquidity provider and active, multi-stage investor. Our suite of services includes OTC Trading, Derivatives, and Market Making. GSR is actively involved in every major sector of the digital asset ecosystem, working with token issuers, institutional investors, miners, and leading trading venues.

For more information or if we can help with anything, please see gsr.io or contact us at gsr@gsr.io.

Follow GSR for more content: [Twitter](#) [Telegram](#) [LinkedIn](#)

Authors

Matt Kunke, Research Analyst [Twitter](#) [Telegram](#) [LinkedIn](#)
Brian Rudick, Senior Strategist [Twitter](#) [Telegram](#) [LinkedIn](#)

Required Disclosures

This material is provided by GSR (the "Firm") solely for informational purposes, is intended only for sophisticated, institutional investors and does not constitute an offer or commitment, a solicitation of an offer or commitment, or any advice or recommendation, to enter into or conclude any transaction (whether on the terms shown or otherwise), or to provide investment services in any state or country where such an offer or solicitation or provision would be illegal. The Firm is not and does not act as an advisor or fiduciary in providing this material. GSR is not authorised or regulated in the UK by the Financial Conduct Authority. The protections provided by the UK regulatory system will not be available to you. Specifically, information provided herein is intended for institutional persons only and is not suitable for retail persons in the United Kingdom, and no solicitation or recommendation is being made to you in regards to any products or services.

This material is not a research report, and not subject to any of the independence and disclosure standards applicable to research reports prepared pursuant to FINRA or CFTC research rules. This material is not independent of the Firm's proprietary interests, which may conflict with the interests of any counterparty of the Firm. The Firm trades instruments discussed in this material for its own account, may trade contrary to the views expressed in this material, and may have positions in other related instruments.

Information contained herein is based on sources considered to be reliable, but is not guaranteed to be accurate or complete. Any opinions or estimates expressed herein reflect a judgment made by the author(s) as of the date of publication, and are subject to change without notice. Trading and investing in digital assets involves significant risks including price volatility and illiquidity and may not be suitable for all investors. The Firm is not liable whatsoever for any direct or consequential loss arising from the use of this material. Copyright of this material belongs to GSR. Neither this material nor any copy thereof may be taken, reproduced or redistributed, directly or indirectly, without prior written permission of GSR

Notes & Sources

All options data is based on Deribit and derivatives graphics are from Laevidas. Market returns are based on price returns for the following ETFs: VOO, QQQ, EWU, EWG, EWJ, and EWH. Onchain volumes are not considered and thus certain token volumes may be understated (e.g., stETH).

CoinGecko	Santiment	DefiLlama	CoinMarketCap	Laevidas
L2Beat	Google Finance	TradingView	Deribit	WorldCoinIndex
Cryptorank	Investing.com	NFT Price Floor	CryptoSlate	