











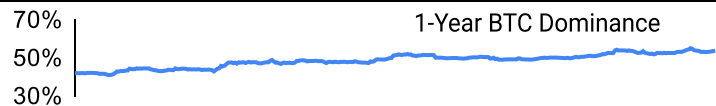
Crypto Leaderboard

Rank	Name	Ticker	Price	24h	7d	30d	24h Vol \$m	MC \$m	1-Year Chart
1	Bitcoin	BTC	\$43,643	1.80%	2%	16%	22,578	854,334	
2	Ethereum	ETH	\$2,244	0.80%	-1%	11%	14,569	270,090	
3	Tether	USDT	\$1.00	0.10%	0%	0%	38,330	91,158	
4	BNB	BNB	\$259	2.90%	2%	2%	1,673	39,870	
5	Solana	SOL	\$79.	5.70%	12%	40%	2,565	33,754	
6	XRP Ledger	XRP	\$0.62	1.50%	-2%	1%	1,200	33,394	
7	USD Coin	USDC	\$1.00	0.00%	0%	0%	10,579	24,734	
8	Cardano	ADA	\$0.60	1.70%	-10%	57%	599	20,997	
9	Lido stETH	STETH	\$2,243	0.80%	-1%	10%	32	20,512	
10	Avalanche	AVAX	\$43.3	6.10%	10%	106%	1,280	15,796	

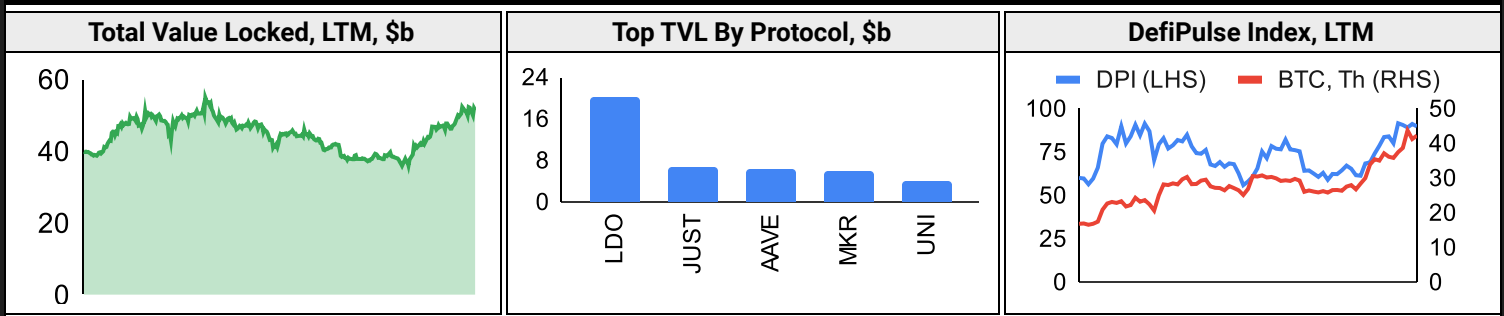
Top & Bottom Performers - Top 100 Tokens

24h		7 Days		30 Days		90 Days		365 Days	
STX	24%	HNT	73%	BONK	374%	BONK	9396%	INJ	2965%
NEAR	18%	WOO	52%	HNT	345%	TAO	529%	KAS	2002%
MINA	16%	ICP	49%	INJ	166%	HNT	519%	RNDR	935%
BEAM	16%	SEI	44%	BTT	136%	INJ	495%	WEMIX	819%
LUNC	-8%	SNX	-14%	MKR	-7%	USDT	0%	MATIC	-1%
BONK	-4%	BTT	-14%	XDC	-7%	USDD	-1%	TON	-9%
BGB	-3%	KAS	-15%	LDO	-12%	TON	-6%	EOS	-11%
KAS	-1%	KCS	-21%	KAS	-18%	XDC	-7%	CHZ	-27%

Category Performance

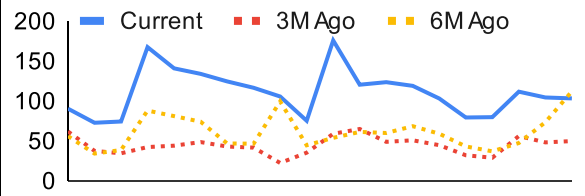
Category	7d	30d	90d	180d	365d	Ecosystem	7d	30d	90d	180d	365d
IoT/Data/Comp.	14%	64%	146%	132%	131%	Cosmos	9%	41%	147%	137%	423%
Smart Contract	6%	28%	105%	70%	97%	BSC	10%	31%	103%	71%	234%
Gaming/Entertai	-2%	24%	92%	92%	60%	Polygon	7%	24%	86%	54%	156%
Meme	0%	22%	65%	22%	73%	Solana	2%	22%	114%	101%	201%
Other DeFi	2%	19%	99%	78%	342%	Polkadot	1%	16%	64%	35%	47%
DEX	-2%	19%	107%	89%	107%	Avalanche	-1%	14%	72%	61%	75%
Scaling	1%	18%	72%	29%	55%	Tron	-1%	6%	33%	35%	58%
Currency	-3%	13%	38%	29%	63%	Ethereum	-3%	4%	53%	44%	73%
CEXs	-6%	9%	73%	52%	74%						
Lending	-1%	9%	66%	73%	92%						
Privacy	-2%	4%	27%	5%	-16%						

DeFi

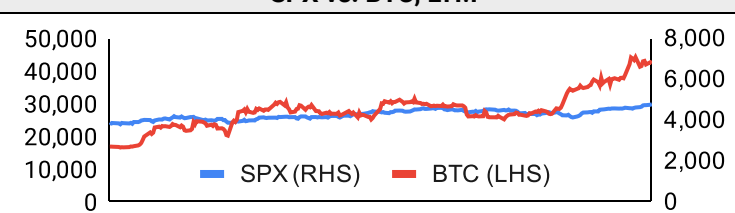


Trading Volume

Aggregate Volumes by Product, \$b					Top Derivatives Exchanges, \$m and bps					Top Spot Exchanges, \$m		
Product	1d	7d	30d	O/I	Exchange	1d Vol	O/I	Mkr	Tkr	Exchange	Score	1d Vol
Spot	33	246	1,030	n/a	Binance	46,629	12,219	2.0	4.0	Binance	9.9	14,011
Perpetuals	140	2,530	8,060	134	Bybit	14,882	7,458	2.0	5.5	Coinbase	8.6	2,168
Futures	1	3	14	1	OKX	20,093	4,491	2.0	5.0	Kraken	8.2	984
Options	1	8	46	n/a	Bitget	11,438	3,223	2.0	6.0	KuCoin	7.7	1,015

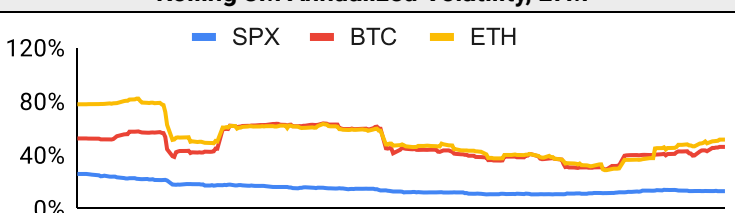
Daily Spot Volume, Top 100 Tokens Last 20d, \$b				Top Volume, 1d, \$m		Top Volume, %20d Avg		Low Volume, %20d Avg	
				USDT	43,553	TUSD	385%	BUSD	12%
				BTC	22,071	RETH	370%	IOTA	22%
				ETH	10,467	SUI	309%	XEC	24%
				USDC	5,256	SEI	279%	WEMIX	33%
				FDUSD	3,113	NEAR	237%	BTT	36%

Traditional Finance

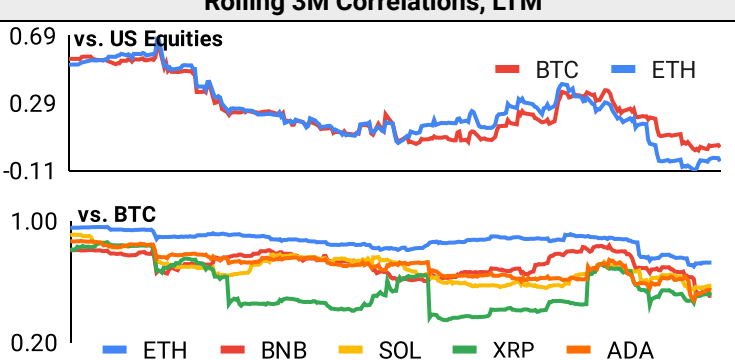
Global Equity Markets							SPX vs. BTC, LTM	
	US	USGrwth	UK	Germany	Japan	HK		
1D	1%	1%	1%	1%	0%	1%	40,000	6,000
7D	3%	3%	3%	2%	0%	5%	30,000	4,000
90D	9%	12%	3%	9%	1%	0%	20,000	2,000
365D	27%	53%	12%	24%	17%	-15%	10,000	0

10-Year Treasury Yields							Commodities & FX					
	US	Brazil	UK	Germany	Japan	HK	Last	WTI	Gas	Gold	USD/EUR	USD/JPY
Last	3.88%	10.62%	3.55%	1.96%	0.55%	3.32%	Last	75.0	2.52	2,047	0.91	143.4
1d Chg	-0.08	0.01	-0.10	-0.06	0.00	-0.06	1d % Chg	1.5%	1.0%	-0.2%	0.2%	-0.3%

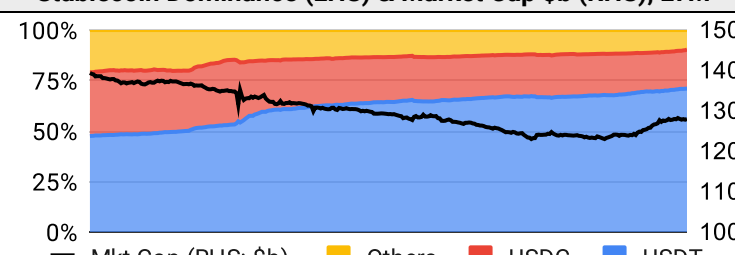
Volatility

Annualized Volatility							Rolling 3M Annualized Volatility, LTM			
	BTC	ETH	BNB	SOL	XRP	ADA				
30D	48%	52%	53%	95%	45%	109%	120%	80%	40%	0%
90D	43%	48%	40%	106%	49%	73%	80%	40%	0%	
180D	38%	42%	37%	93%	116%	70%	40%	0%		
365D	44%	46%	42%	97%	93%	67%	0%			

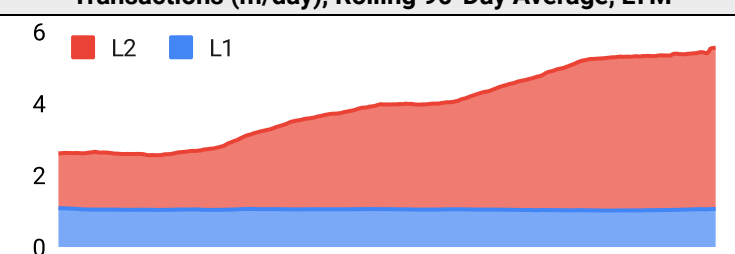
Correlations

Intra-Crypto Correlations, LTM							Rolling 3M Correlations, LTM			
	BTC	ETH	BNB	SOL	XRP	ADA				
BTC							0.69	0.29	-0.11	1.00
ETH	0.83						0.29	1.00	0.20	
BNB	0.67	0.67					0.29	0.67	0.20	
SOL	0.63	0.64	0.54				0.29	0.64	0.20	
XRP	0.39	0.47	0.38	0.39			0.29	0.47	0.20	
ADA	0.65	0.68	0.61	0.62	0.62		0.29	0.68	0.20	

Stablecoins

Stablecoin Market Size and Volume, \$m					Stablecoin Dominance (LHS) & Market Cap \$b (RHS), LTM	
Ticker	Price	1d Vol	20d Avg Vol	Market Cap		
USDT	1.00	43,553	47,402	90,929		
USDC	1.00	5,256	5,595	24,749		
DAI	1.00	298	313	5,348		
TUSD	1.00	1,031	268	2,440		
BUSD	1.00	31	257	1,015		
USDD	0.99	32	44	717		
						— Mkt Cap (RHS: \$b) Others USDC USDT

Ethereum Mainnet & Layer 2s

Mainnet & Layer 2 Transactions (m/day) and L2 TVL (\$m)					Transactions (m/day), Rolling 90-Day Average, LTM	
Network	1d	30d Avg	TVL	Tech Type		
Ethereum	1.2	1.1	-	Mainnet		
Arbitrum One	1.5	1.1	8,180	ORU		
zkSync Era	0.8	1.0	528	ZKR		
Linea	0.5	0.6	183	ZKR		
dYdX v3	0.3	0.3	343	App-specific ZKR		
Starknet	0.3	0.3	138	ZKR		
OP Mainnet	0.5	0.3	4,640	ORU		
Base	0.2	0.2	713	ORU		
Immutable X	0.2	0.2	216	App-specific Validium		
Mantle	0.2	0.2	245	Optimium		

Layer 2 Token Performance & Market Cap (\$m)					
	MATIC	IMX	OP	MNT	ARB
30d Return	-8%	70%	23%	15%	6%
Market Cap	7,290	3,010	2,000	1,790	1,420

NFTs and DAOs

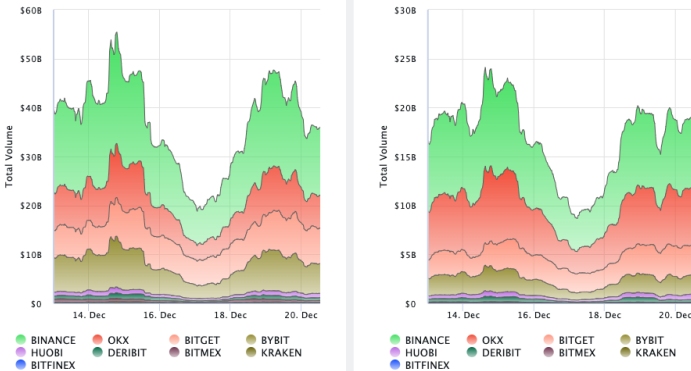
NFT Collection Stats (in ETH)						DAO Treasury Amount (\$m) and Composition					
Collection	Floor	Listings	3M Ret.	3M Vol	Market Cap	DAO	Treasury	Stables	BTC/ETH	Own Tokens	Other
CryptoPunks	54.0	959	17%	32,584	539,900	Arbitrum	3,908	0%	0%	100%	0%
Bored Ape	26.4	342	13%	177,868	263,940	Uniswap	2,403	0%	0%	100%	0%
Mutant Ape	5.2	921	9%	78,046	101,125	Mantle	2,255	6%	12%	75%	7%
Pudgy Penguins	10.7	493	141%	55,748	94,826	Optimism	1,895	0%	0%	100%	0%
Autoglyphs	175.0	4	-12%	265	89,600	Ethereum	696	0%	100%	0%	0%
Squiggle	8.8	227	-13%	2,780	87,448	ENS	606	3%	1%	96%	0%
Fidenza	60.0	51	15%	1,664	59,930	Golem	385	0%	96%	4%	0%
Azuki	5.7	511	50%	36,268	56,810	Gnosis	346	10%	28%	45%	17%
The Sandbox	0.3	444	7%	550	47,071	Lido	322	1%	27%	72%	0%
The Captainz	4.4	120	48%	20,102	43,995	Volta Club	298	30%	0%	1%	69%

Crypto News

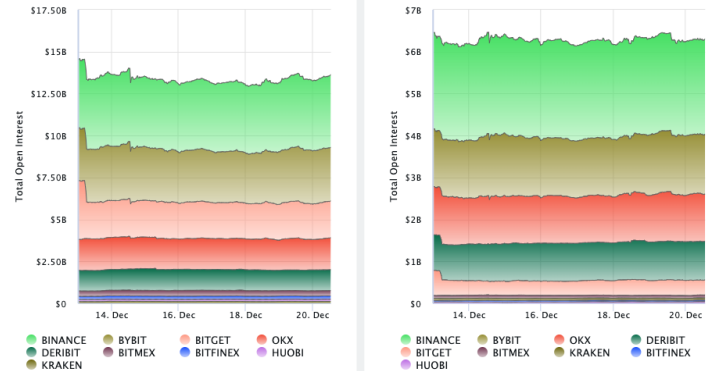
- [Bitcoin Halving Has Miners Prepping as Marathon Aims to Beef Up Rigs - Decrypt](#)
- [Spot Bitcoin ETF Approval Signals Mainstream Shift for Crypto - TheStreet](#)
- [Ordinals are driving up Bitcoin fees — but that may be good for the network - Blockworks](#)
- [UK set to launch crypto sandbox Jan. 8 - Blockworks](#)
- [New Bitwise ad reflects expected bitcoin ETF marketing blitz - Blockworks](#)
- [First Mover Americas: BlackRock, SEC Discuss ETF Listing Rules - CoinDesk](#)
- [Lido Tests of 'Distributed Validator Technology' Portend 2024 Decentralization Push - CoinDesk](#)
- [China Vows to Clarify Web3, NFT Development Path - CoinDesk](#)
- [Global Securities Regulator IOSCO Issues DeFi Policy Recommendations - CoinDesk](#)

Crypto Futures

Futures Volume (BTC LHS ; ETH RHS), 1d



Futures Open Interest (BTC LHS ; ETH RHS)



Volume Weighted Funding Rate (BTC LHS ; ETH RHS), 1d

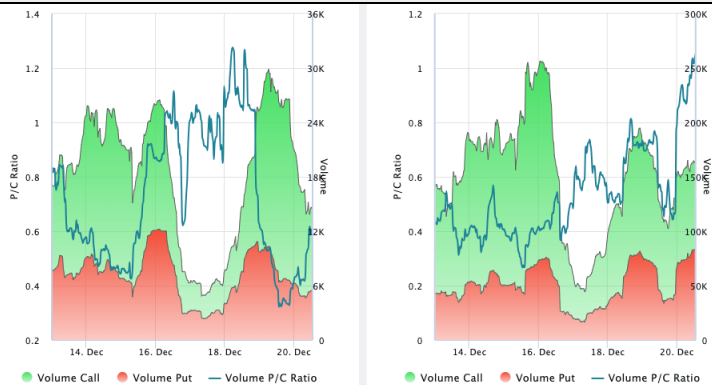


Liquidations (BTC LHS ; ETH RHS), 1d

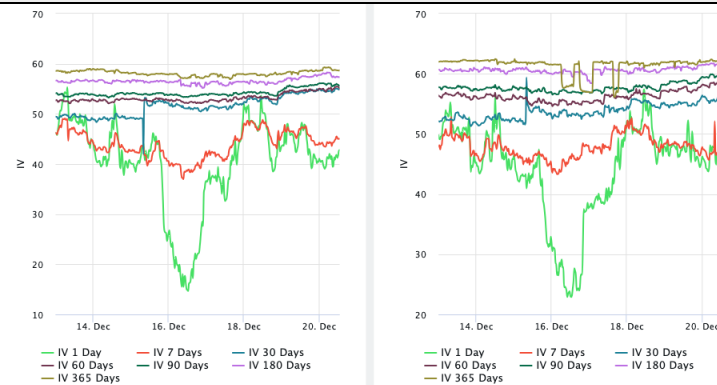


Crypto Options

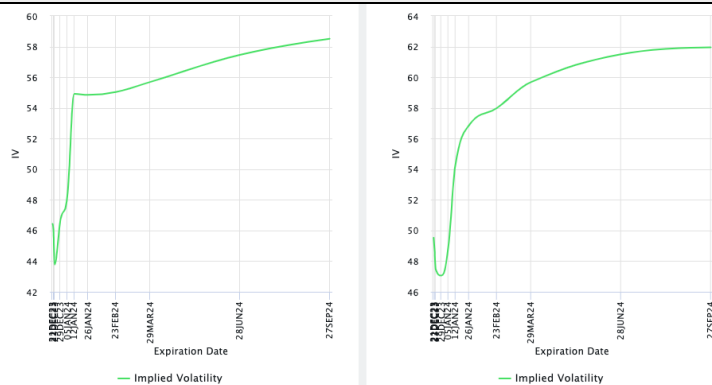
Options Volume & Put/Call Ratio (BTC LHS ; ETH RHS), 1d



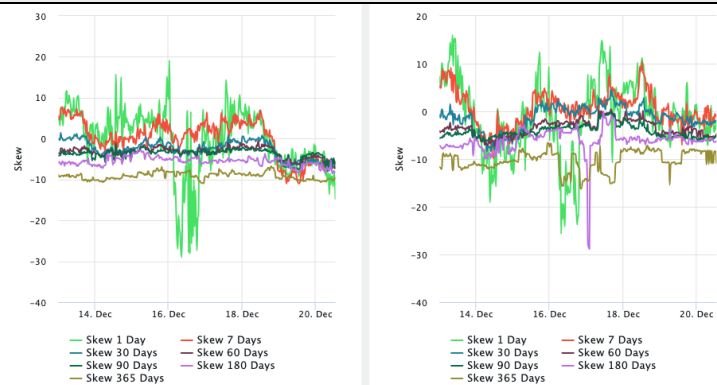
ATM Implied Volatility (BTC LHS ; ETH RHS)



ATM Implied Vol Term Structure (BTC LHS ; ETH RHS)



25 Delta Skew (BTC LHS ; ETH RHS)



About GSR

GSR has over a decade of extensive experience in the crypto market, serving as a trusted liquidity provider and active, multi-stage investor. Our suite of services includes OTC Trading, Derivatives, and Market Making. GSR is actively involved in every major sector of the digital asset ecosystem, working with token issuers, institutional investors, miners, and leading trading venues.

For more information or if we can help with anything, please see gsr.io or contact us at gsr@gsr.io.

Follow GSR for more content: [Twitter](#) [Telegram](#) [LinkedIn](#)

Authors

Matt Kunke, Research Analyst [Twitter](#) [Telegram](#) [LinkedIn](#)
Brian Rudick, Senior Strategist [Twitter](#) [Telegram](#) [LinkedIn](#)

Required Disclosures

This material is provided by GSR (the "Firm") solely for informational purposes, is intended only for sophisticated, institutional investors and does not constitute an offer or commitment, a solicitation of an offer or commitment, or any advice or recommendation, to enter into or conclude any transaction (whether on the terms shown or otherwise), or to provide investment services in any state or country where such an offer or solicitation or provision would be illegal. The Firm is not and does not act as an advisor or fiduciary in providing this material. GSR is not authorised or regulated in the UK by the Financial Conduct Authority. The protections provided by the UK regulatory system will not be available to you. Specifically, information provided herein is intended for institutional persons only and is not suitable for retail persons in the United Kingdom, and no solicitation or recommendation is being made to you in regards to any products or services.

This material is not a research report, and not subject to any of the independence and disclosure standards applicable to research reports prepared pursuant to FINRA or CFTC research rules. This material is not independent of the Firm's proprietary interests, which may conflict with the interests of any counterparty of the Firm. The Firm trades instruments discussed in this material for its own account, may trade contrary to the views expressed in this material, and may have positions in other related instruments.

Information contained herein is based on sources considered to be reliable, but is not guaranteed to be accurate or complete. Any opinions or estimates expressed herein reflect a judgment made by the author(s) as of the date of publication, and are subject to change without notice. Trading and investing in digital assets involves significant risks including price volatility and illiquidity and may not be suitable for all investors. The Firm is not liable whatsoever for any direct or consequential loss arising from the use of this material. Copyright of this material belongs to GSR. Neither this material nor any copy thereof may be taken, reproduced or redistributed, directly or indirectly, without prior written permission of GSR

Notes & Sources

All options data is based on Deribit and derivatives graphics are from Laevidas. Market returns are based on price returns for the following ETFs: VOO, QQQ, EWU, EWG, EWJ, and EWH. Onchain volumes are not considered and thus certain token volumes may be understated (e.g., stETH).

CoinGecko	Santiment	DefiLlama	CoinMarketCap	Laevidas
L2Beat	Google Finance	TradingView	Deribit	WorldCoinIndex
Cryptorank	Investing.com	NFT Price Floor	CryptoSlate	