

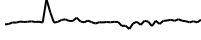









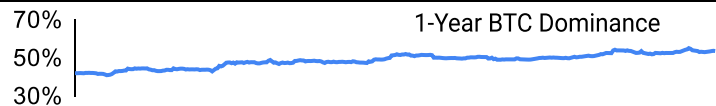
Crypto Leaderboard

Rank	Name	Ticker	Price	24h	7d	30d	24h Vol \$m	MC \$m	1-Year Chart
1	Bitcoin	BTC	\$43,983	2%	2%	23%	23,772	861,033	
2	Ethereum	ETH	\$2,255	1%	-3%	16%	22,159	271,023	
3	Tether	USDT	\$1.00	0%	0%	0%	49,132	90,813	
4	BNB	BNB	\$270	4%	7%	20%	1,229	41,668	
5	Solana	SOL	\$86.6	12%	15%	67%	4,661	36,918	
6	XRP Ledger	XRP	\$0.62	0%	-2%	7%	1,267	33,346	
7	USD Coin	USDC	\$1.00	0%	0%	0%	14,399	24,813	
8	Cardano	ADA	\$0.60	2%	-6%	69%	700	21,195	
9	Lido stETH	STETH	\$2,253	1%	-3%	15%	93	20,597	
10	Avalanche	AVAX	\$44.9	5%	14%	136%	1,843	16,481	

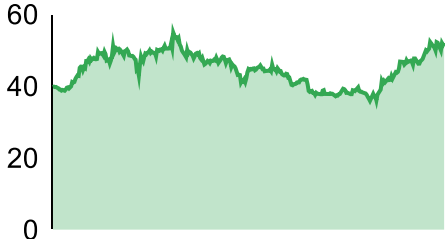
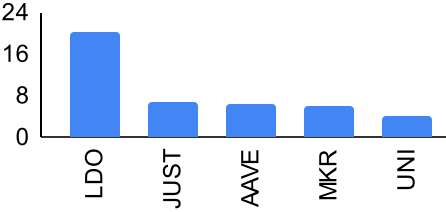
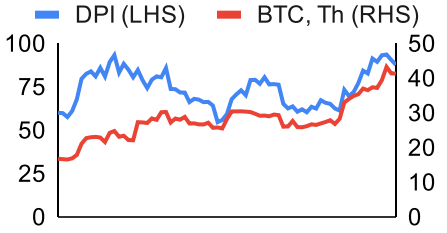
Top & Bottom Performers - Top 100 Tokens

24h		7 Days		30 Days		90 Days		365 Days	
NEAR	19%	SEI	55%	BONK	427%	BONK	9516%	INJ	2902%
SEI	13%	NEAR	47%	HNT	303%	TAO	511%	KAS	1934%
CAKE	12%	ICP	39%	INJ	178%	HNT	453%	RNDR	957%
BEAM	12%	STX	37%	SEI	170%	INJ	453%	WEMIX	882%
FET	-6%	LUNC	-12%	OKB	-3%	DAI	0%	DAI	0%
INJ	-7%	KAS	-12%	XDC	-3%	USDD	-1%	TON	-6%
WOO	-9%	TAO	-16%	LEO	-4%	LEO	-2%	EOS	-10%
HNT	-11%	BONK	-22%	MKR	-5%	XDC	-6%	CAKE	-26%

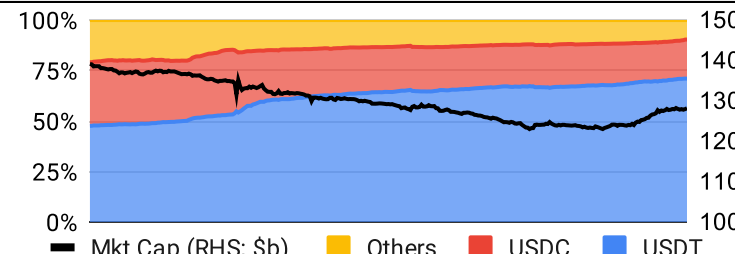
Category Performance

Category	7d	30d	90d	180d	365d	Ecosystem	7d	30d	90d	180d	365d
IoT/Data/Comp.	8%	78%	143%	130%	121%	BSC	14%	54%	112%	82%	241%
Smart Contract	6%	46%	112%	74%	109%	Cosmos	4%	54%	144%	137%	409%
DEX	3%	40%	123%	109%	136%	Solana	6%	46%	135%	123%	236%
Gaming/Entertai	-3%	38%	95%	89%	62%	Polygon	3%	36%	84%	53%	154%
Scaling	0%	33%	74%	31%	63%	Polkadot	1%	27%	65%	38%	48%
Meme	-2%	30%	63%	23%	75%	Avalanche	-2%	25%	72%	63%	80%
Other DeFi	1%	30%	94%	79%	341%	Tron	-2%	15%	34%	38%	62%
Currency	-3%	19%	38%	24%	66%	Ethereum	-5%	12%	50%	46%	75%
Privacy	-1%	16%	31%	8%	-13%						
Lending	-2%	15%	66%	75%	86%						
CEXs	-3%	14%	71%	56%	78%						

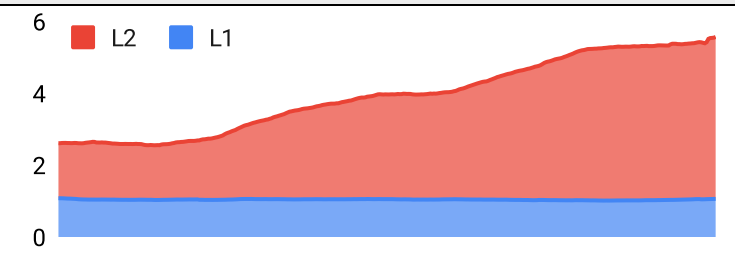
DeFi

Total Value Locked, LTM, \$b	Top TVL By Protocol, \$b	DefiPulse Index, LTM
		

Stablecoins

Stablecoin Market Size and Volume, \$m					Stablecoin Dominance (LHS) & Market Cap \$b (RHS), LTM	
Ticker	Price	1d Vol	20d Avg Vol	Market Cap		
USDT	1.00	54,371	48,654	91,059		
USDC	1.00	6,418	5,682	24,869		
DAI	1.00	243	312	5,348		
TUSD	1.00	523	281	2,433		
BUSD	1.00	36	241	1,015		
USDD	0.99	19	42	717		

Ethereum Mainnet & Layer 2s

Mainnet & Layer 2 Transactions (m/day) and L2 TVL (\$m)					Transactions (m/day), Rolling 90-Day Average, LTM	
Network	1d	30d Avg	TVL	Tech Type		
Ethereum	1.2	1.1	-	Mainnet		
Arbitrum One	0.7	1.1	8,260	ORU		
zkSync Era	1.6	1.0	538	ZKR		
Linea	0.4	0.6	181	ZKR		
dYdX v3	0.4	0.3	349	App-specific ZKR		
Starknet	0.4	0.3	140	ZKR		
OP Mainnet	0.3	0.3	4,830	ORU		
Mantle	1.2	0.2	247	Optimium		
Immutable X	0.3	0.2	221	App-specific Validium		
Base	0.2	0.2	720	ORU		

Layer 2 Token Performance & Market Cap (\$m)					
	MATIC	IMX	OP	MNT	ARB
30d Return	1%	82%	39%	22%	13%
Market Cap	7,500	3,090	2,160	1,820	1,470

NFTs and DAOs

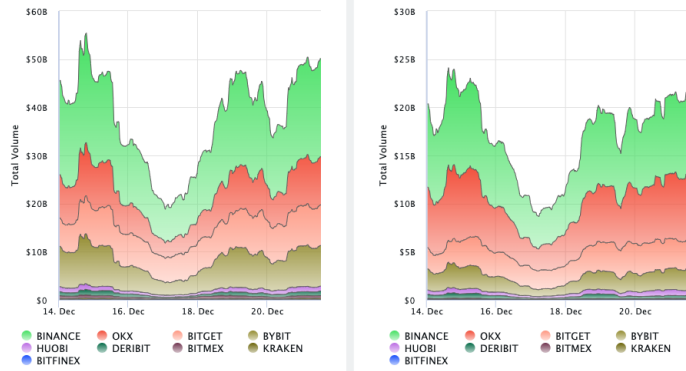
NFT Collection Stats (in ETH)						DAO Treasury Amount (\$m) and Composition					
Collection	Floor	Listings	3M Ret.	3M Vol	Market Cap	DAO	Treasury	Stables	BTC/ETH	Own Tokens	Other
CryptoPunks	55.4	949	20%	33,448	554,000	Arbitrum	3,873	0%	0%	100%	0%
Bored Ape	26.7	347	14%	177,055	267,500	Uniswap	2,379	0%	0%	100%	0%
Mutant Ape	5.3	931	10%	78,121	102,627	Mantle	2,235	6%	12%	75%	8%
Pudgy Penguins	10.6	508	140%	56,293	94,186	Optimism	1,965	0%	0%	100%	0%
Squiggle	9.1	230	-9%	2,768	91,345	Ethereum	693	0%	100%	0%	0%
Autoglyphs	175.0	4	-12%	265	89,600	ENS	618	3%	1%	96%	0%
Fidenza	68.0	47	30%	1,664	67,932	Golem	383	0%	96%	4%	0%
Azuki	6.0	490	58%	37,273	59,770	Gnosis	335	10%	29%	44%	18%
The Sandbox	0.3	441	9%	552	47,071	Lido	321	1%	27%	72%	0%
The Captainz	4.4	116	47%	20,046	43,896	Volta Club	298	30%	0%	0%	69%

Crypto News

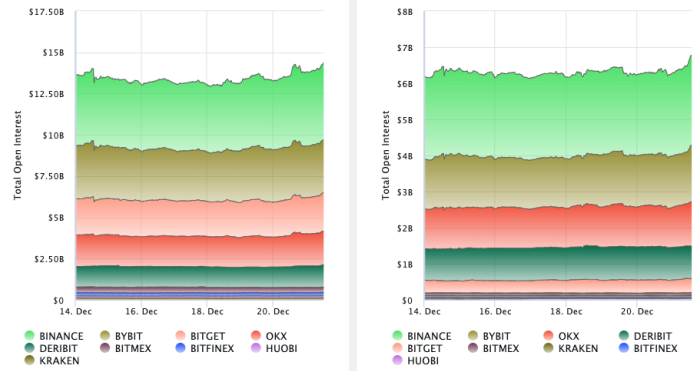
- [Bitcoin ETF issuers push 3 crypto ads in 48 hours - Cointelegraph](#)
- [U.S. court approves forfeiture of 69K BTC in Silk Road case - Cointelegraph](#)
- [El Salvador tops Bitcoin-interest charts as Brazil overtakes Nigeria - Cointelegraph](#)
- [Blockchain Tech Predictions for 2024, From Experts at Ripple, Coinbase, a16z, Starknet - CoinDesk](#)
- [First \\$14M cross-border e-CNY gold purchase completed in Shanghai - Cointelegraph](#)
- [Global securities regulator says governments need to know who runs DeFi protocols - Blockworks](#)
- [Former FTX CEO Sam Bankman-Fried denied sentencing extension - Blockworks](#)
- [BlackRock's bitcoin ETF team has met 5 times with the SEC - Blockworks](#)
- [Solana flips XRP once more, closes in on Ethereum - Blockworks](#)

Crypto Futures

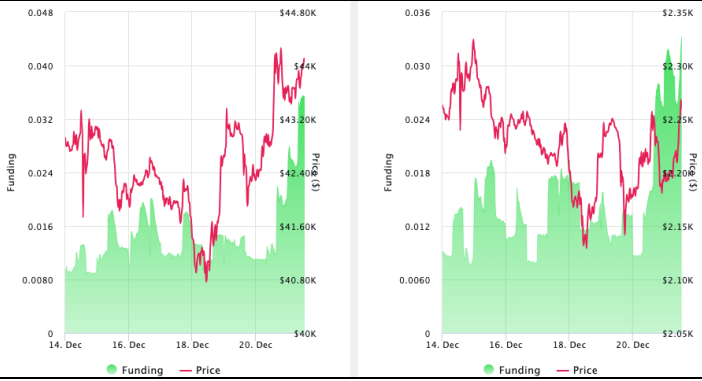
Futures Volume (BTC LHS ; ETH RHS), 1d



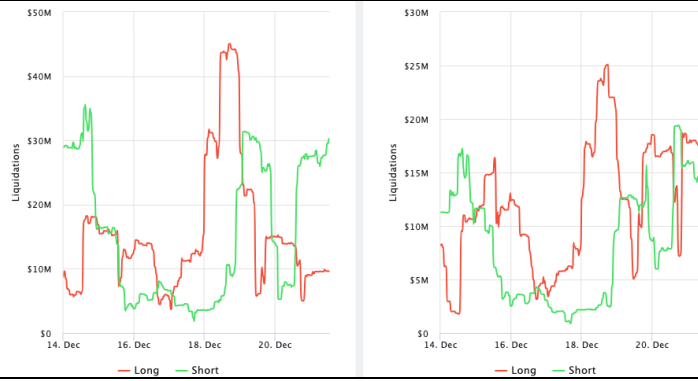
Futures Open Interest (BTC LHS ; ETH RHS)



Volume Weighted Funding Rate (BTC LHS ; ETH RHS), 1d

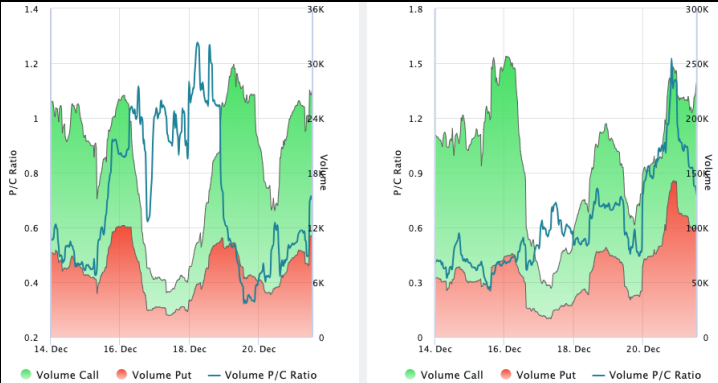


Liquidations (BTC LHS ; ETH RHS), 1d

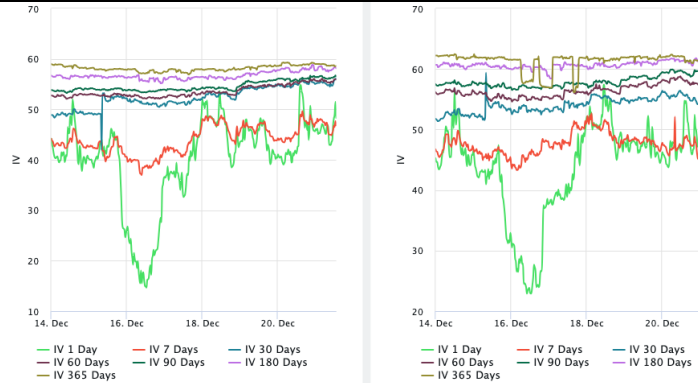


Crypto Options

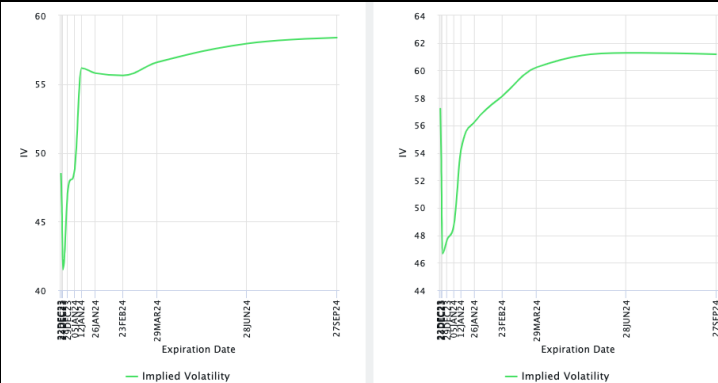
Options Volume & Put/Call Ratio (BTC LHS ; ETH RHS), 1d



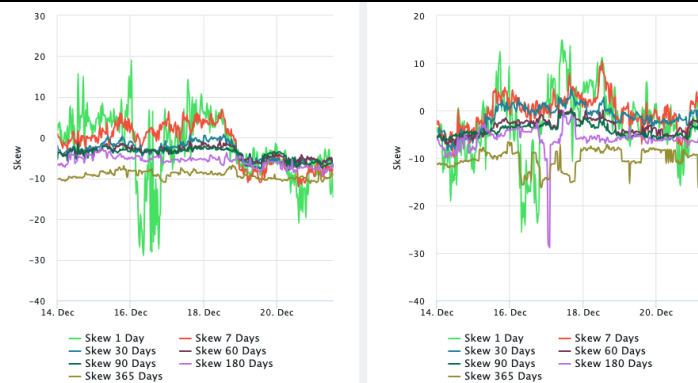
ATM Implied Volatility (BTC LHS ; ETH RHS)



ATM Implied Vol Term Structure (BTC LHS ; ETH RHS)



25 Delta Skew (BTC LHS ; ETH RHS)





December 21, 2023

About GSR

GSR has over a decade of extensive experience in the crypto market, serving as a trusted liquidity provider and active, multi-stage investor. Our suite of services includes OTC Trading, Derivatives, and Market Making. GSR is actively involved in every major sector of the digital asset ecosystem, working with token issuers, institutional investors, miners, and leading trading venues.

For more information or if we can help with anything, please see gsr.io or contact us at gsr@gsr.io.

Follow GSR for more content: [Twitter](#) [Telegram](#) [LinkedIn](#)

Authors

Matt Kunke, Research Analyst [Twitter](#) [Telegram](#) [LinkedIn](#)
Brian Rudick, Senior Strategist [Twitter](#) [Telegram](#) [LinkedIn](#)

Required Disclosures

This material is provided by GSR (the "Firm") solely for informational purposes, is intended only for sophisticated, institutional investors and does not constitute an offer or commitment, a solicitation of an offer or commitment, or any advice or recommendation, to enter into or conclude any transaction (whether on the terms shown or otherwise), or to provide investment services in any state or country where such an offer or solicitation or provision would be illegal. The Firm is not and does not act as an advisor or fiduciary in providing this material. GSR is not authorised or regulated in the UK by the Financial Conduct Authority. The protections provided by the UK regulatory system will not be available to you. Specifically, information provided herein is intended for institutional persons only and is not suitable for retail persons in the United Kingdom, and no solicitation or recommendation is being made to you in regards to any products or services.

This material is not a research report, and not subject to any of the independence and disclosure standards applicable to research reports prepared pursuant to FINRA or CFTC research rules. This material is not independent of the Firm's proprietary interests, which may conflict with the interests of any counterparty of the Firm. The Firm trades instruments discussed in this material for its own account, may trade contrary to the views expressed in this material, and may have positions in other related instruments.

Information contained herein is based on sources considered to be reliable, but is not guaranteed to be accurate or complete. Any opinions or estimates expressed herein reflect a judgment made by the author(s) as of the date of publication, and are subject to change without notice. Trading and investing in digital assets involves significant risks including price volatility and illiquidity and may not be suitable for all investors. The Firm is not liable whatsoever for any direct or consequential loss arising from the use of this material. Copyright of this material belongs to GSR. Neither this material nor any copy thereof may be taken, reproduced or redistributed, directly or indirectly, without prior written permission of GSR

Notes & Sources

All options data is based on Deribit and derivatives graphics are from Laevidas. Market returns are based on price returns for the following ETFs: VOO, QQQ, EWU, EWG, EWJ, and EWH. Onchain volumes are not considered and thus certain token volumes may be understated (e.g., stETH).

CoinGecko	Santiment	DefiLlama	CoinMarketCap	Laevidas
L2Beat	Google Finance	TradingView	Deribit	WorldCoinIndex
Cryptorank	Investing.com	NFT Price Floor	CryptoSlate	