











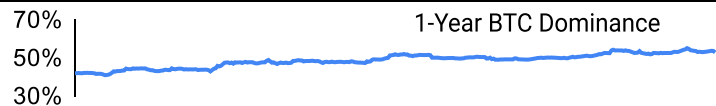
Crypto Leaderboard

Rank	Name	Ticker	Price	24h	7d	30d	24h Vol \$m	MC \$m	1-Year Chart
1	Bitcoin	BTC	\$43,661	-1%	4%	17%	22,049	854,763	
2	Ethereum	ETH	\$2,302	2%	4%	11%	24,668	276,604	
3	Tether	USDT	\$1.00	0%	0%	0%	50,442	91,134	
4	BNB	BNB	\$268	-2%	9%	14%	1,167	41,259	
5	Solana	SOL	\$94.	8%	30%	63%	5,976	40,263	
6	XRP Ledger	XRP	\$0.62	0%	1%	1%	1,370	33,476	
7	USD Coin	USDC	\$1.00	0%	0%	0%	14,468	24,803	
8	Cardano	ADA	\$0.62	2%	3%	62%	1,006	21,597	
9	Lido stETH	STETH	\$2,299	2%	2%	10%	23	21,007	
10	Avalanche	AVAX	\$44.4	-2%	11%	113%	1,889	16,223	

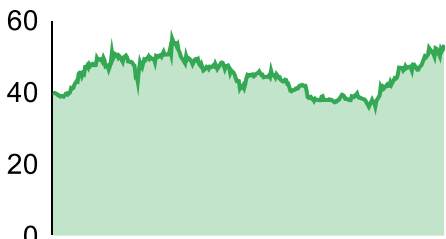
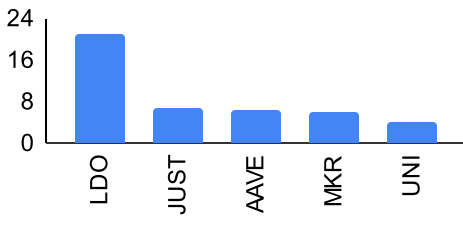
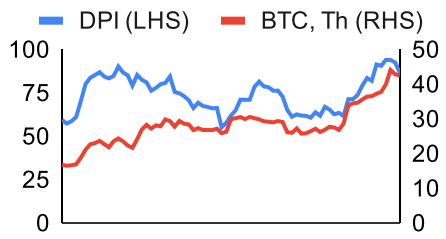
Top & Bottom Performers - Top 100 Tokens

24h		7 Days		30 Days		90 Days		365 Days	
OP	27%	NEAR	55%	BONK	326%	BONK	9960%	INJ	2814%
ARB	20%	SEI	46%	HNT	212%	INJ	452%	KAS	1806%
ALGO	14%	OP	42%	BTT	144%	TAO	430%	RNDR	939%
XTZ	10%	STX	35%	INJ	141%	HNT	399%	WEMIX	792%
TAO	-8%	AAVE	-8%	RUNE	-6%	USDC	0%	DAI	0%
HNT	-10%	TIA	-8%	MKR	-7%	DAI	0%	TON	-2%
BGB	-10%	BONK	-18%	LDO	-12%	USDD	-1%	EOS	-5%
SEI	-15%	TAO	-19%	KAS	-15%	XDC	-7%	CAKE	-26%

Category Performance

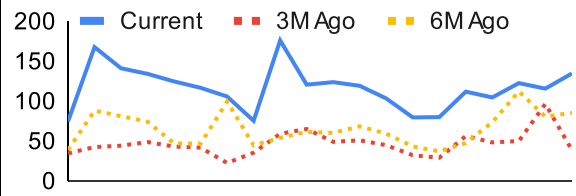
Category	7d	30d	90d	180d	365d	Ecosystem	7d	30d	90d	180d	365d
IoT/Data/Comp.	6%	60%	137%	119%	119%	BSC	20%	47%	115%	80%	243%
Smart Contract	14%	42%	119%	80%	116%	Solana	17%	47%	165%	143%	272%
Scaling	18%	40%	95%	47%	84%	Cosmos	10%	42%	150%	138%	407%
DEX	14%	39%	154%	121%	165%	Polygon	8%	28%	84%	52%	153%
Gaming/Entertai	5%	29%	97%	81%	60%	Polkadot	10%	25%	71%	41%	54%
Meme	2%	23%	64%	24%	78%	Avalanche	6%	18%	77%	59%	84%
Other DeFi	6%	20%	98%	74%	336%	Tron	2%	10%	34%	38%	60%
Currency	2%	16%	39%	27%	67%	Ethereum	3%	4%	56%	41%	82%
Privacy	3%	12%	33%	8%	-11%						
Lending	2%	10%	68%	65%	95%						
CEXs	0%	6%	69%	51%	71%						

DeFi

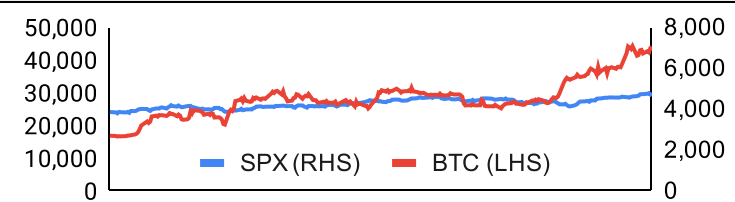
Total Value Locked, LTM, \$b	Top TVL By Protocol, \$b	DefiPulse Index, LTM
		

Trading Volume

Aggregate Volumes by Product, \$b					Top Derivatives Exchanges, \$m and bps					Top Spot Exchanges, \$m		
Product	1d	7d	30d	O/I	Exchange	1d Vol	O/I	Mkr	Tkr	Exchange	Score	1d Vol
Spot	36	241	1,040	n/a	Binance	60,184	12,957	2.0	4.0	Binance	9.9	16,818
Perpetuals	451	2,300	8,080	202	Bybit	19,525	7,773	2.0	5.5	Coinbase	8.5	3,018
Futures	1	3	15	1	OKX	25,233	4,816	2.0	5.0	Kraken	8.2	1,351
Options	2	9	46	n/a	KuCoin	2,345	1,900	2.0	6.0	KuCoin	7.7	1,261

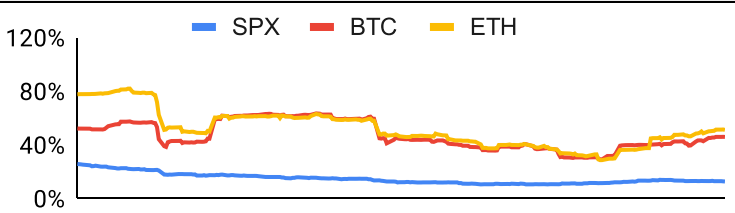
Daily Spot Volume, Top 100 Tokens Last 20d, \$b				Top Volume, 1d, \$m		Top Volume, %20d Avg		Low Volume, %20d Avg	
				USDT	56,715	ALGO	275%	BUSD	18%
				BTC	23,709	NEAR	269%	LUNC	28%
				ETH	16,410	ARB	251%	IOTA	31%
				USDC	6,840	DOT	248%	BTT	35%
				SOL	6,070	SOL	219%	XEC	39%

Traditional Finance

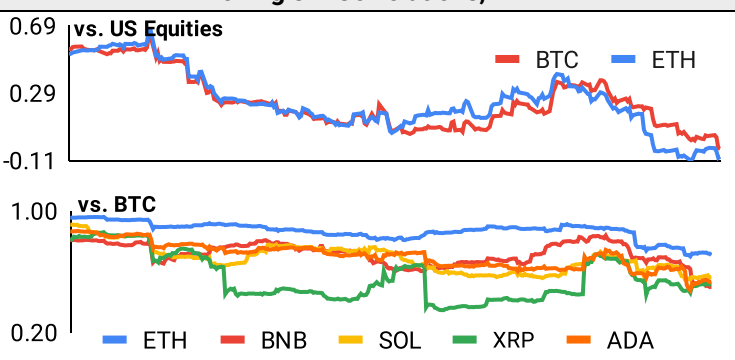
Global Equity Markets							SPX vs. BTC, LTM	
	US	USGrwth	UK	Germany	Japan	HK		
1D	1%	1%	1%	1%	2%	3%		
7D	1%	1%	0%	0%	0%	2%		
90D	10%	14%	5%	11%	4%	0%		
365D	24%	50%	11%	22%	17%	-15%		

10-Year Treasury Yields							Commodities & FX					
	US	Brazil	UK	Germany	Japan	HK		WTI	Gas	Gold	USD/EUR	USD/JPY
Last	3.86%	10.44%	3.53%	1.95%	0.62%	3.27%	Last	74.4	2.58	2,072	0.91	142.1
1d Chg	-0.04	0.01	0.00	0.00	-0.01	-0.06	1d % Chg	0.6%	0.2%	1.0%	-0.1%	0.0%

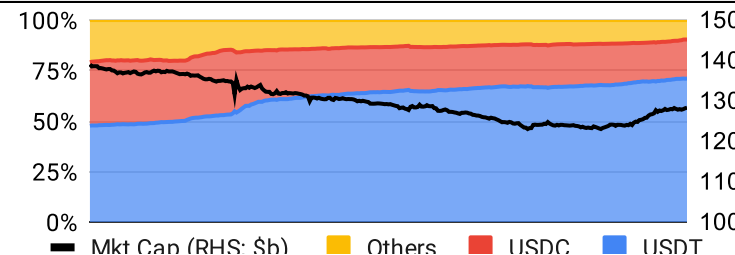
Volatility

Annualized Volatility							Rolling 3M Annualized Volatility, LTM			
	BTC	ETH	BNB	SOL	XRP	ADA				
30D	43%	44%	37%	99%	36%	108%				
90D	43%	48%	41%	111%	49%	75%				
180D	38%	42%	37%	95%	116%	71%				
365D	44%	46%	42%	98%	93%	67%				

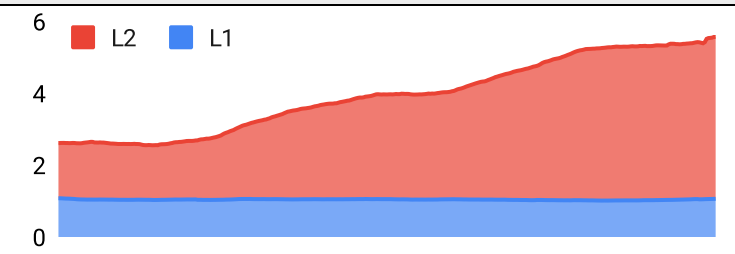
Correlations

Intra-Crypto Correlations, LTM							Rolling 3M Correlations, LTM			
	BTC	ETH	BNB	SOL	XRP	ADA				
BTC										
ETH	0.83									
BNB	0.66	0.66								
SOL	0.62	0.63	0.55							
XRP	0.39	0.47	0.38	0.39						
ADA	0.64	0.67	0.61	0.63	0.62					

Stablecoins

Stablecoin Market Size and Volume, \$m					Stablecoin Dominance (LHS) & Market Cap \$b (RHS), LTM	
Ticker	Price	1d Vol	20d Avg Vol	Market Cap		
USDT	1.00	56,715	49,643	91,123		
USDC	1.00	6,840	5,809	24,777		
DAI	1.00	232	306	5,345		
TUSD	1.00	284	279	2,432		
BUSD	1.00	41	225	1,014		
USDD	0.98	22	42	714		

Ethereum Mainnet & Layer 2s

Mainnet & Layer 2 Transactions (m/day) and L2 TVL (\$m)					Transactions (m/day), Rolling 90-Day Average, LTM	
Network	1d	30d Avg	TVL	Tech Type		
Ethereum	1.2	1.1	-	Mainnet		
Arbitrum One	0.8	1.1	8,660	ORU		
zkSync Era	1.0	1.0	574	ZKR		
Linea	0.1	0.6	190	ZKR		
dYdX v3	0.3	0.3	349	App-specific ZKR		
Starknet	0.1	0.3	144	ZKR		
OP Mainnet	0.4	0.3	5,420	ORU		
Mantle	0.3	0.2	252	Optimium		
Immutable X	0.2	0.2	204	App-specific Validium		
Base	0.3	0.2	736	ORU		

Layer 2 Token Performance & Market Cap (\$m)					
	MATIC	IMX	OP	MNT	ARB
30d Return	12%	68%	75%	28%	34%
Market Cap	8,000	2,960	2,720	1,860	1,730

NFTs and DAOs

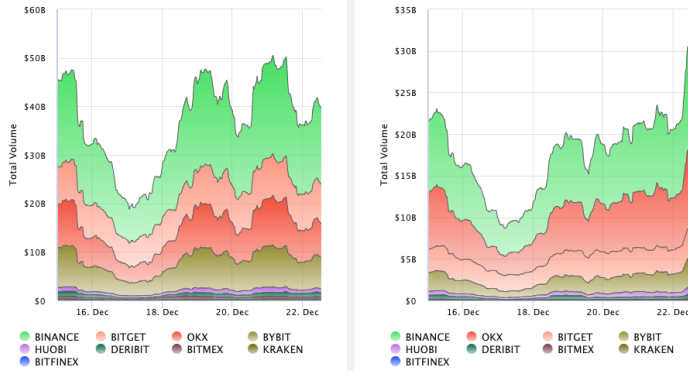
NFT Collection Stats (in ETH)						DAO Treasury Amount (\$m) and Composition					
Collection	Floor	Listings	3M Ret.	3M Vol	Market Cap	DAO	Treasury	Stables	BTC/ETH	Own Tokens	Other
CryptoPunks	55.6	952	22%	33,401	556,000	Arbitrum	4,647	0%	0%	100%	0%
Bored Ape	26.3	364	12%	176,656	262,890	Uniswap	2,543	0%	0%	100%	0%
Mutant Ape	5.2	1,049	10%	78,726	101,458	Optimism	2,541	0%	0%	100%	0%
Pudgy Penguins	10.9	498	145%	56,917	97,128	Mantle	2,348	6%	12%	75%	8%
Autoglyphs	175.0	4	-12%	265	89,600	Ethereum	725	0%	100%	0%	0%
Squiggle	8.7	228	-13%	2,763	86,748	ENS	639	3%	1%	96%	0%
Fidenza	59.9	44	14%	1,610	59,820	Golem	400	0%	96%	4%	0%
Azuki	5.7	528	52%	38,895	56,800	Lido	349	1%	26%	73%	1%
The Sandbox	0.3	441	9%	548	47,198	Gnosis	345	10%	29%	43%	18%
The Captainz	4.3	112	43%	20,020	42,996	Volta Club	304	30%	0%	0%	70%

Crypto News

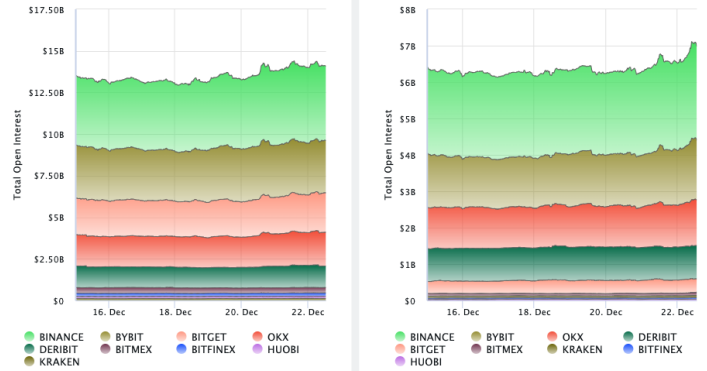
- [Coinbase could serve as TradFi's 'index play on crypto' — Analyst - Cointelegraph](#)
- [Argentina's new government gives early nod to bitcoin, says crypto can be used in contracts - The Block - Crypto News](#)
- [Bitwise Reveals Bitcoin ETF Advert Signaling Mainstream Transition - Forbes](#)
- [SEC Holds Crucial Meeting with Spot Bitcoin ETF Applicants to Ensure Alignment - Bitcoin Magazine](#)
- [El Salvador passes law offering citizenship to Bitcoin investors: Report - Cointelegraph](#)
- [Bitcoin Ordinals Critic Caves as Jack Dorsey-Backed Ocean Mining Pool Flips on Inscriptions - Decrypt](#)
- [Global securities regulator says governments need to know who runs DeFi protocols - Blockworks](#)
- [Spot Crypto ETF Applications Will Be Considered, Hong Kong Regulators Say - CoinDesk](#)
- [Solana Nears \\$100 as Meme Coin Frenzy Continues to Drive Rally - CoinDesk](#)

Crypto Futures

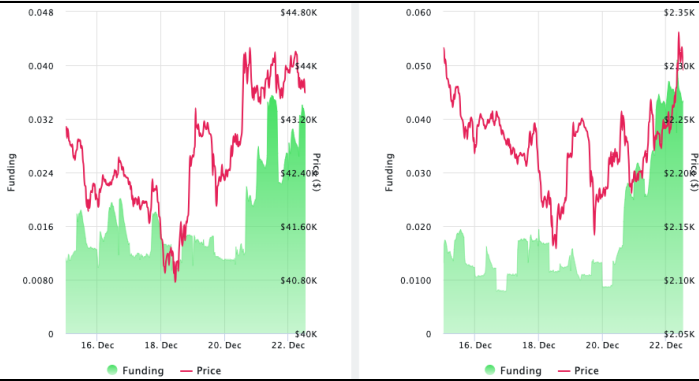
Futures Volume (BTC LHS ; ETH RHS), 1d



Futures Open Interest (BTC LHS ; ETH RHS)



Volume Weighted Funding Rate (BTC LHS ; ETH RHS), 1d

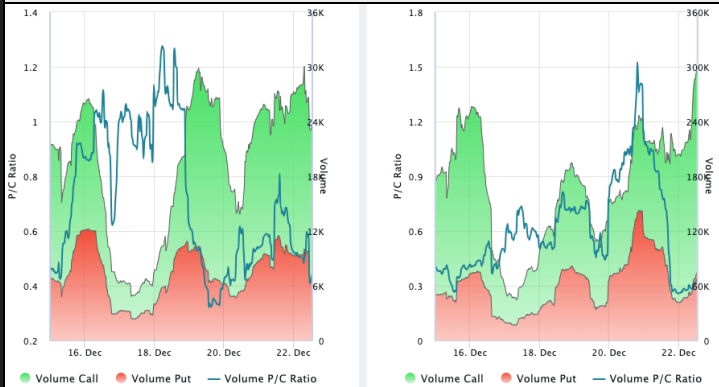


Liquidations (BTC LHS ; ETH RHS), 1d

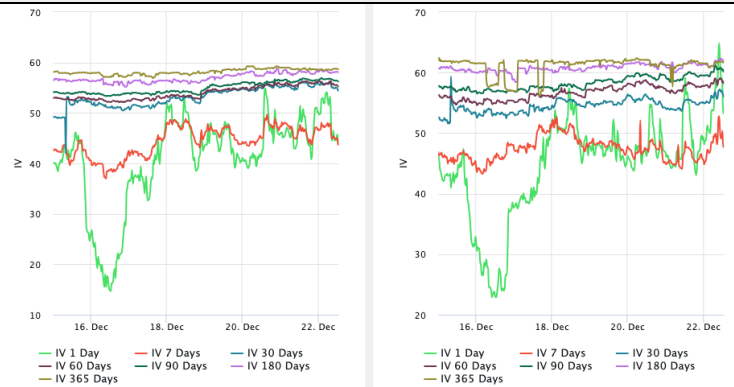


Crypto Options

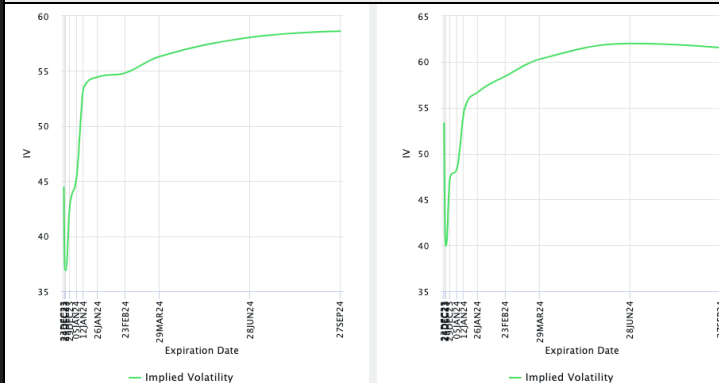
Options Volume & Put/Call Ratio (BTC LHS ; ETH RHS), 1d



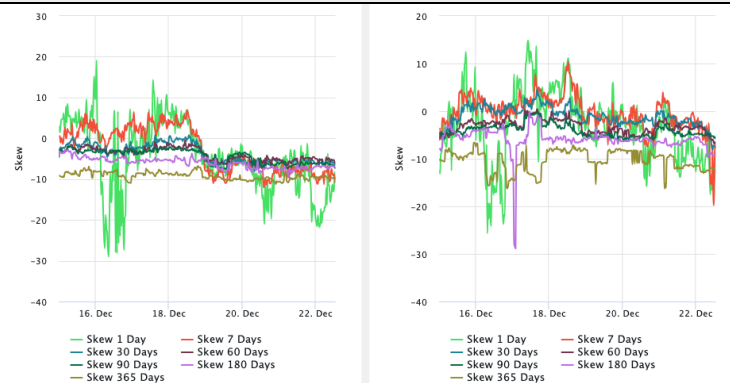
ATM Implied Volatility (BTC LHS ; ETH RHS)



ATM Implied Vol Term Structure (BTC LHS ; ETH RHS)



25 Delta Skew (BTC LHS ; ETH RHS)





December 22, 2023

About GSR

GSR has over a decade of extensive experience in the crypto market, serving as a trusted liquidity provider and active, multi-stage investor. Our suite of services includes OTC Trading, Derivatives, and Market Making. GSR is actively involved in every major sector of the digital asset ecosystem, working with token issuers, institutional investors, miners, and leading trading venues.

For more information or if we can help with anything, please see gsr.io or contact us at gsr@gsr.io.

Follow GSR for more content: [Twitter](#) [Telegram](#) [LinkedIn](#)

Authors

Matt Kunke, Research Analyst [Twitter](#) [Telegram](#) [LinkedIn](#)
Brian Rudick, Senior Strategist [Twitter](#) [Telegram](#) [LinkedIn](#)

Required Disclosures

This material is provided by GSR (the "Firm") solely for informational purposes, is intended only for sophisticated, institutional investors and does not constitute an offer or commitment, a solicitation of an offer or commitment, or any advice or recommendation, to enter into or conclude any transaction (whether on the terms shown or otherwise), or to provide investment services in any state or country where such an offer or solicitation or provision would be illegal. The Firm is not and does not act as an advisor or fiduciary in providing this material. GSR is not authorised or regulated in the UK by the Financial Conduct Authority. The protections provided by the UK regulatory system will not be available to you. Specifically, information provided herein is intended for institutional persons only and is not suitable for retail persons in the United Kingdom, and no solicitation or recommendation is being made to you in regards to any products or services.

This material is not a research report, and not subject to any of the independence and disclosure standards applicable to research reports prepared pursuant to FINRA or CFTC research rules. This material is not independent of the Firm's proprietary interests, which may conflict with the interests of any counterparty of the Firm. The Firm trades instruments discussed in this material for its own account, may trade contrary to the views expressed in this material, and may have positions in other related instruments.

Information contained herein is based on sources considered to be reliable, but is not guaranteed to be accurate or complete. Any opinions or estimates expressed herein reflect a judgment made by the author(s) as of the date of publication, and are subject to change without notice. Trading and investing in digital assets involves significant risks including price volatility and illiquidity and may not be suitable for all investors. The Firm is not liable whatsoever for any direct or consequential loss arising from the use of this material. Copyright of this material belongs to GSR. Neither this material nor any copy thereof may be taken, reproduced or redistributed, directly or indirectly, without prior written permission of GSR

Notes & Sources

All options data is based on Deribit and derivatives graphics are from Laevidas. Market returns are based on price returns for the following ETFs: VOO, QQQ, EWU, EWG, EWJ, and EWH. Onchain volumes are not considered and thus certain token volumes may be understated (e.g., stETH).

CoinGecko	Santiment	DefiLlama	CoinMarketCap	Laevidas
L2Beat	Google Finance	TradingView	Deribit	WorldCoinIndex
Cryptorank	Investing.com	NFT Price Floor	CryptoSlate	