

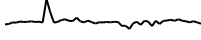









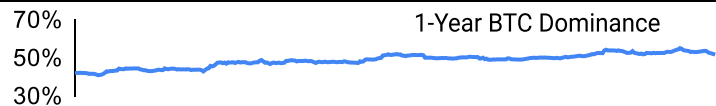
## Crypto Leaderboard

Rank	Name	Ticker	Price	24h	7d	30d	24h Vol \$m	MC \$m	1-Year Chart
1	Bitcoin	BTC	\$42,679	-3%	0%	13%	21,639	835,727	
2	Ethereum	ETH	\$2,244	-3%	2%	8%	14,055	269,692	
3	Tether	USDT	\$1.00	0%	0%	0%	47,976	91,583	
4	Solana	SOL	\$113	-11%	51%	91%	6,016	48,194	
5	BNB	BNB	\$299	11%	18%	28%	1,900	45,924	
6	XRP Ledger	XRP	\$0.62	-2%	3%	1%	1,470	33,786	
7	USD Coin	USDC	\$1.00	0%	0%	0%	9,395	25,032	
8	Cardano	ADA	\$0.62	-2%	6%	57%	781	21,547	
9	Lido stETH	STETH	\$2,241	-3%	3%	8%	26	20,351	
10	Avalanche	AVAX	\$45.4	-8%	13%	113%	1,167	16,562	

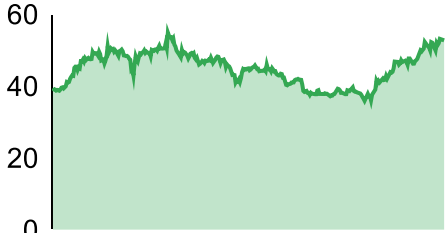
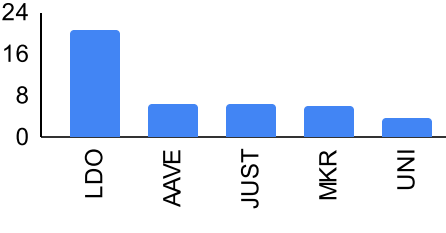
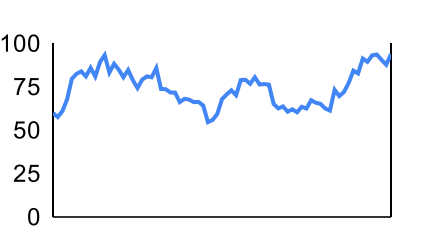
## Top & Bottom Performers - Top 100 Tokens

24h		7 Days		30 Days		90 Days		365 Days	
CAKE	24%	NEAR	74%	BONK	317%	BONK	8467%	INJ	2904%
SEI	13%	CAKE	64%	HNT	172%	SOL	477%	KAS	1938%
BNB	11%	OP	53%	BTT	161%	INJ	454%	RNDR	1070%
OSMO	9%	SOL	51%	TIA	141%	OSMO	425%	SOL	876%
INJ	-9%	BGB	-12%	MKR	-4%	BUSD	0%	TON	-5%
MSOL	-10%	BONK	-12%	OKB	-4%	DAI	0%	EOS	-5%
SOL	-11%	TAO	-14%	TON	-8%	USDD	-1%	LUNC	-5%
BONK	-12%	HNT	-20%	KAS	-20%	MKR	-4%	CHZ	-20%

## Category Performance

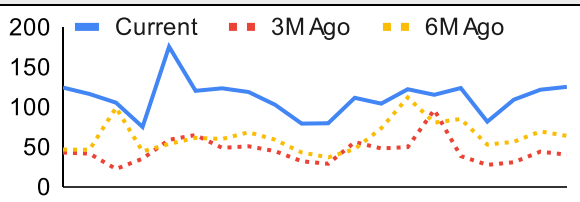
Category	7d	30d	90d	180d	365d	Ecosystem	7d	30d	90d	180d	365d
Scaling	42%	68%	140%	95%	134%	BSC	42%	81%	174%	146%	293%
IoT/Data/Comp.	9%	61%	142%	126%	119%	Polkadot	35%	51%	110%	83%	81%
Smart Contract	20%	46%	138%	101%	135%	Cosmos	16%	49%	179%	169%	420%
DEX	23%	42%	159%	124%	160%	Solana	25%	47%	180%	151%	280%
Gaming/Entertai	19%	31%	116%	111%	75%	Polygon	18%	38%	108%	79%	171%
Other DeFi	16%	28%	111%	86%	359%	Avalanche	15%	21%	87%	76%	96%
Meme	0%	18%	63%	30%	75%	Ethereum	11%	6%	56%	49%	85%
Privacy	15%	17%	46%	22%	-5%	Tron	4%	3%	33%	38%	62%
Currency	3%	13%	38%	24%	64%						
CEXs	2%	8%	71%	36%	72%						
Lending	10%	5%	69%	66%	103%						

## DeFi

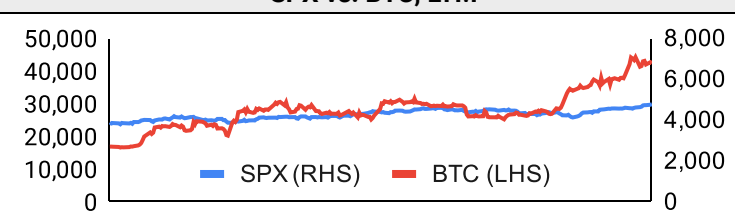
Total Value Locked, LTM, \$b	Top TVL By Protocol, \$b	DefiPulse Index, LTM
		

## Trading Volume

Aggregate Volumes by Product, \$b					Top Derivatives Exchanges, \$m and bps					Top Spot Exchanges, \$m		
Product	1d	7d	30d	O/I	Exchange	1d Vol	O/I	Mkr	Tkr	Exchange	Score	1d Vol
Spot	41	247	1,020	n/a	Binance	54,829	13,321	2.0	4.0	Binance	9.9	16,577
Perpetuals	168	1,730	8,310	141	Bybit	15,988	7,917	2.0	5.5	Coinbase	8.5	2,142
Futures	1	3	14	1	OKX	21,374	4,810	2.0	5.0	Kraken	8.1	886
Options	1	7	42	n/a	KuCoin	2,155	2,064	2.0	6.0	KuCoin	7.6	1,182

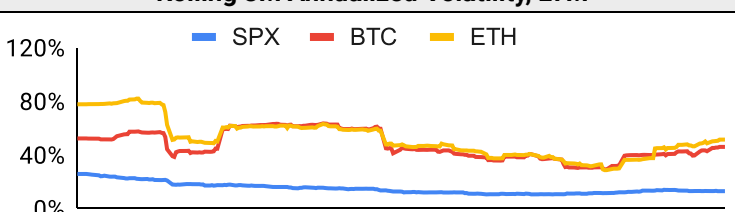
Daily Spot Volume, Top 100 Tokens Last 20d, \$b				Top Volume, 1d, \$m		Top Volume, %20d Avg		Low Volume, %20d Avg	
				USDT	55,951	OSMO	324%	WEMIX	36%
				BTC	25,902	QNT	294%	KCS	39%
				ETH	9,506	CAKE	275%	RETH	39%
				SOL	6,284	SAND	265%	BUSD	40%
				USDC	5,189	SEI	246%	LUNC	40%

## Traditional Finance

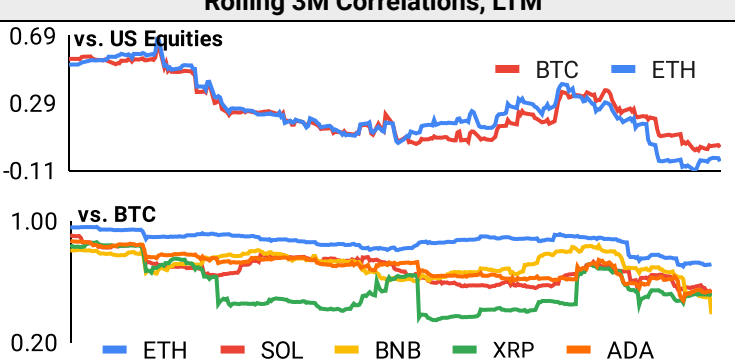
Global Equity Markets							SPX vs. BTC, LTM	
	US	USGrwth	UK	Germany	Japan	HK		
1D	1%	1%	1%	1%	0%	1%		
7D	3%	3%	3%	2%	0%	5%		
90D	9%	12%	3%	9%	1%	0%		
365D	27%	53%	12%	24%	17%	-15%		

10-Year Treasury Yields							Commodities & FX					
	US	Brazil	UK	Germany	Japan	HK		WTI	Gas	Gold	USD/EUR	USD/JPY
Last	3.90%	10.36%	3.53%	1.98%	0.64%	3.27%	Last	75.5	2.41	2,068	0.91	142.6
1d Chg	-0.01	0.00	0.02	0.01	0.00	-0.06	1d % Chg	2.7%	-3.1%	0.0%	-0.2%	0.2%

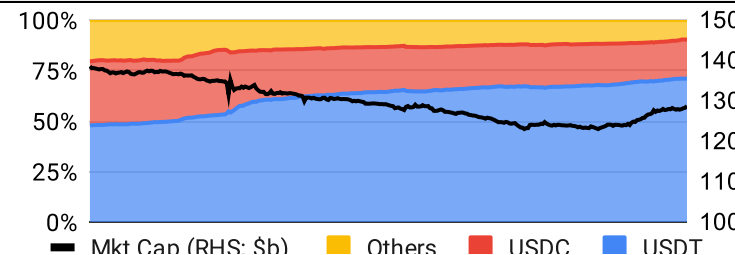
## Volatility

Annualized Volatility							Rolling 3M Annualized Volatility, LTM			
	BTC	ETH	SOL	BNB	XRP	ADA				
30D	44%	46%	110%	50%	43%	110%				
90D	44%	49%	114%	46%	51%	76%				
180D	38%	42%	96%	40%	117%	71%				
365D	44%	46%	100%	43%	93%	67%				

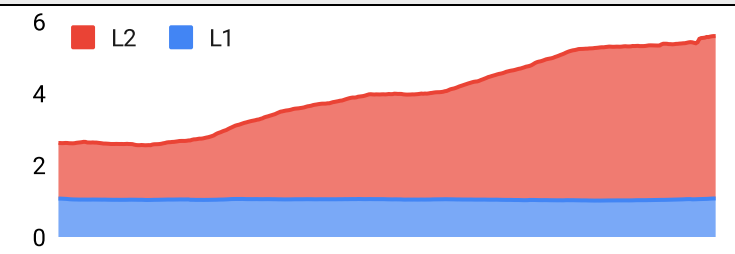
## Correlations

Intra-Crypto Correlations, LTM							Rolling 3M Correlations, LTM				
	BTC	ETH	SOL	BNB	XRP	ADA					
BTC											
ETH	0.83										
SOL	0.62	0.63									
BNB	0.63	0.63	0.50								
XRP	0.40	0.47	0.39	0.36							
ADA	0.64	0.67	0.62	0.58	0.62						

## Stablecoins

Stablecoin Market Size and Volume, \$m					Stablecoin Dominance (LHS) & Market Cap \$b (RHS), LTM	
Ticker	Price	1d Vol	20d Avg Vol	Market Cap		
USDT	1.00	55,951	48,509	91,301		
USDC	1.00	5,189	5,476	24,944		
DAI	1.00	212	260	5,344		
TUSD	1.00	325	269	2,416		
BUSD	1.00	56	141	1,012		
USDD		0	0	716		

## Ethereum Mainnet & Layer 2s

Mainnet & Layer 2 Transactions (m/day) and L2 TVL (\$m)					Transactions (m/day), Rolling 90-Day Average, LTM	
Network	1d	30d Avg	TVL	Tech Type		
Ethereum	1.1	1.1	-	Mainnet		
zkSync Era	1.0	1.1	546	ZKR		
Arbitrum One	0.7	1.0	8,600	ORU		
Linea	0.2	0.5	191	ZKR		
dYdX v3	0.3	0.3	352	App-specific ZKR		
OP Mainnet	0.3	0.3	5,800	ORU		
Starknet	0.2	0.3	136	ZKR		
Mantle	0.3	0.2	252	Optimium		
Immutable X	0.3	0.2	205	App-specific Validium		
Base	0.3	0.2	741	ORU		

Layer 2 Token Performance & Market Cap (\$m)					
	MATIC	IMX	OP	MNT	ARB
30d Return	20%	71%	82%	16%	28%
Market Cap	8,340	3,030	2,990	1,860	1,700

## NFTs and DAOs

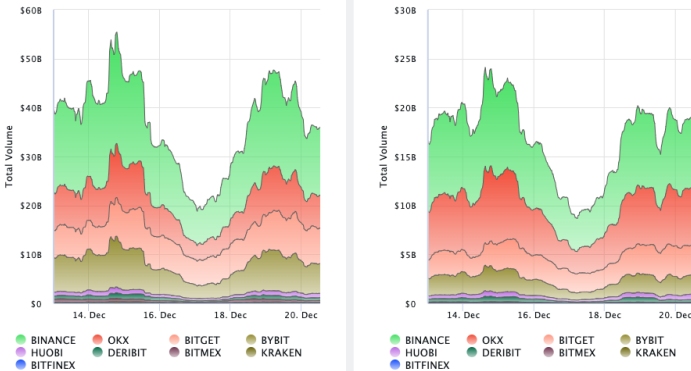
NFT Collection Stats (in ETH)						DAO Treasury Amount (\$m) and Composition					
Collection	Floor	Listings	3M Ret.	3M Vol	Market Cap	DAO	Treasury	Stables	BTC/ETH	Own Tokens	Other
CryptoPunks	54.0	958	20%	33,212	540,000	Arbitrum	4,718	0%	0%	100%	0%
Bored Ape	26.3	321	10%	174,061	262,890	Uniswap	3,078	0%	0%	100%	0%
Mutant Ape	5.2	1,028	11%	80,955	101,517	Optimism	2,892	0%	0%	100%	0%
Pudgy Penguins	10.4	517	116%	58,705	92,791	Mantle	2,405	6%	11%	74%	10%
Autoglyphs	175.0	4	-12%	265	89,600	ENS	765	2%	1%	97%	0%
Squiggle	8.8	223	-9%	2,694	87,947	Ethereum	704	0%	100%	0%	0%
Azuki	5.7	476	50%	45,357	57,000	Golem	389	0%	96%	4%	0%
Fidenza	57.0	38	14%	1,610	56,943	Lido	384	1%	23%	76%	1%
The Sandbox	0.3	424	41%	544	47,198	Gnosis	339	10%	29%	43%	18%
The Captainz	4.3	121	37%	19,969	42,996	Hashflow	307	0%	0%	100%	0%

## Crypto News

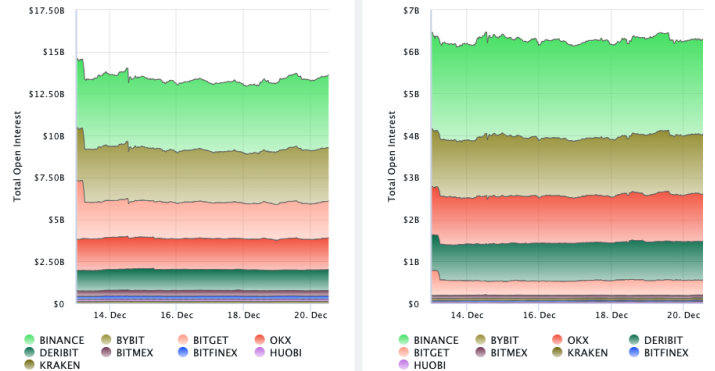
- [Mt. Gox Appears to Have Started PayPal Repayments Tied to 2014 Bitcoin Hack - CoinDesk](#)
- [Is Bitcoin a good buy in 2024 - Finbold - Finance in Bold](#)
- [Where crypto's major bankruptcies stand right now - Blockworks](#)
- [The music industry could learn a few lessons from blockchain - Blockworks](#)
- [What happened in Congress in 2023: Mid-session update - Blockworks](#)
- [SEC Blasts 'Purportedly Decentralized' DAOs in \\$1.7M Settlement with BarnBridge - CoinDesk](#)
- [First Mover Americas: Optimism's OP and Solana Rally - CoinDesk](#)
- [Top AI tools of 2024, weird DEI image guardrails, 'based' AI bots: AI Eye - Cointelegraph](#)
- [Tether mints \\$1B USDT for 'inventory replenish' — CEO Paolo Ardoio - Cointelegraph](#)

## Crypto Futures

### Futures Volume (BTC LHS ; ETH RHS), 1d



### Futures Open Interest (BTC LHS ; ETH RHS)



### Volume Weighted Funding Rate (BTC LHS ; ETH RHS), 1d

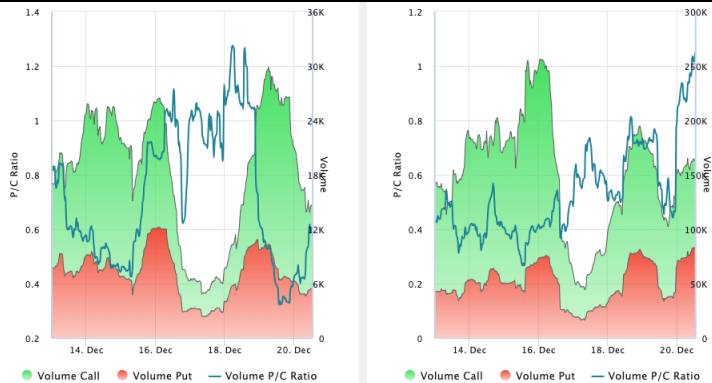


### Liquidations (BTC LHS ; ETH RHS), 1d

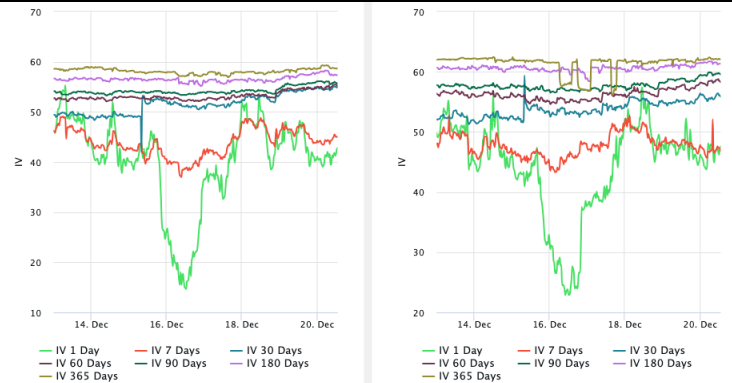


## Crypto Options

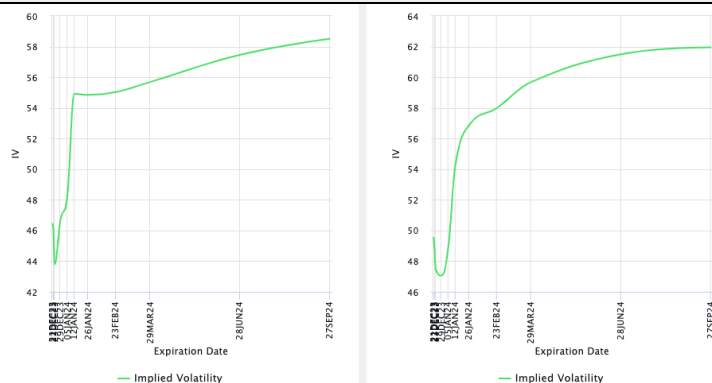
### Options Volume & Put/Call Ratio (BTC LHS ; ETH RHS), 1d



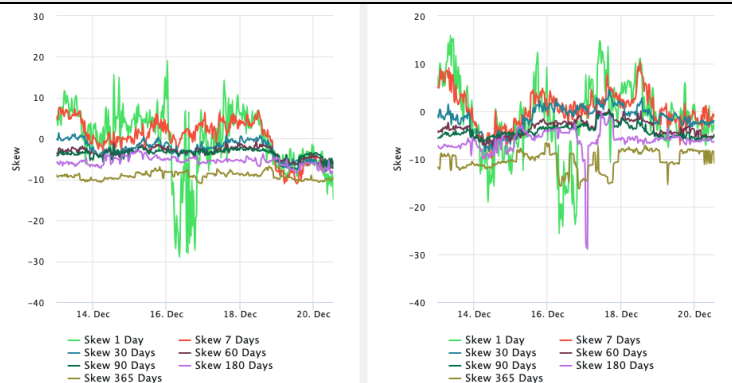
### ATM Implied Volatility (BTC LHS ; ETH RHS)



### ATM Implied Vol Term Structure (BTC LHS ; ETH RHS)



### 25 Delta Skew (BTC LHS ; ETH RHS)





December 26, 2023

### About GSR

GSR has over a decade of extensive experience in the crypto market, serving as a trusted liquidity provider and active, multi-stage investor. Our suite of services includes OTC Trading, Derivatives, and Market Making. GSR is actively involved in every major sector of the digital asset ecosystem, working with token issuers, institutional investors, miners, and leading trading venues.

For more information or if we can help with anything, please see [gsr.io](https://gsr.io) or contact us at [gsr@gsr.io](mailto:gsr@gsr.io).

Follow GSR for more content: [Twitter](#) [Telegram](#) [LinkedIn](#)

### Authors

Matt Kunke, Research Analyst [Twitter](#) [Telegram](#) [LinkedIn](#)  
Brian Rudick, Senior Strategist [Twitter](#) [Telegram](#) [LinkedIn](#)

### Required Disclosures

This material is provided by GSR (the "Firm") solely for informational purposes, is intended only for sophisticated, institutional investors and does not constitute an offer or commitment, a solicitation of an offer or commitment, or any advice or recommendation, to enter into or conclude any transaction (whether on the terms shown or otherwise), or to provide investment services in any state or country where such an offer or solicitation or provision would be illegal. The Firm is not and does not act as an advisor or fiduciary in providing this material. GSR is not authorised or regulated in the UK by the Financial Conduct Authority. The protections provided by the UK regulatory system will not be available to you. Specifically, information provided herein is intended for institutional persons only and is not suitable for retail persons in the United Kingdom, and no solicitation or recommendation is being made to you in regards to any products or services.

This material is not a research report, and not subject to any of the independence and disclosure standards applicable to research reports prepared pursuant to FINRA or CFTC research rules. This material is not independent of the Firm's proprietary interests, which may conflict with the interests of any counterparty of the Firm. The Firm trades instruments discussed in this material for its own account, may trade contrary to the views expressed in this material, and may have positions in other related instruments.

Information contained herein is based on sources considered to be reliable, but is not guaranteed to be accurate or complete. Any opinions or estimates expressed herein reflect a judgment made by the author(s) as of the date of publication, and are subject to change without notice. Trading and investing in digital assets involves significant risks including price volatility and illiquidity and may not be suitable for all investors. The Firm is not liable whatsoever for any direct or consequential loss arising from the use of this material. Copyright of this material belongs to GSR. Neither this material nor any copy thereof may be taken, reproduced or redistributed, directly or indirectly, without prior written permission of GSR

### Notes & Sources

All options data is based on Deribit and derivatives graphics are from Laevidas. Market returns are based on price returns for the following ETFs: VOO, QQQ, EWU, EWG, EWJ, and EWH. Onchain volumes are not considered and thus certain token volumes may be understated (e.g., stETH).

CoinGecko	Santiment	DefiLlama	CoinMarketCap	Laevidas
L2Beat	Google Finance	TradingView	Deribit	WorldCoinIndex
Cryptorank	Investing.com	NFT Price Floor	CryptoSlate	