

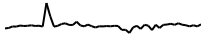




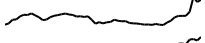




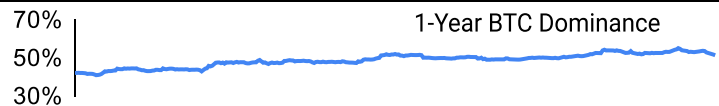
Crypto Leaderboard

Rank	Name	Ticker	Price	24h	7d	30d	24h Vol \$m	MC \$m	1-Year Chart
1	Bitcoin	BTC	\$43,047	1%	-1%	16%	25,154	838,935	
2	Ethereum	ETH	\$2,351	5%	7%	16%	19,540	281,407	
3	Tether	USDT	\$1.00	0%	0%	0%	49,573	91,370	
4	BNB	BNB	\$311	6%	20%	37%	2,432	47,551	
5	Solana	SOL	\$108	-3%	32%	98%	5,082	45,791	
6	XRP Ledger	XRP	\$0.63	2%	2%	5%	1,496	33,980	
7	USD Coin	USDC	\$1.00	0%	0%	0%	12,046	24,752	
8	Cardano	ADA	\$0.62	2%	6%	64%	853	21,639	
9	Lido stETH	STETH	\$2,349	5%	7%	15%	23	21,399	
10	Avalanche	AVAX	\$43.5	-4%	0%	114%	1,141	15,811	

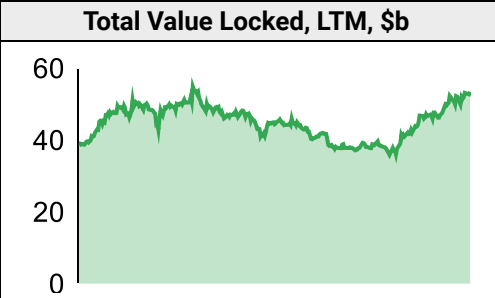
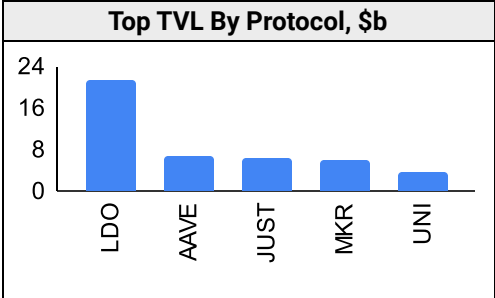
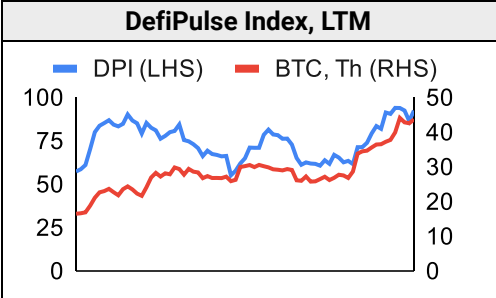
Top & Bottom Performers - Top 100 Tokens

24h		7 Days		30 Days		90 Days		365 Days	
BSV	30%	OP	81%	BONK	296%	BONK	7487%	INJ	2952%
ASTR	26%	MINA	61%	HNT	171%	SOL	445%	KAS	2022%
OP	25%	CAKE	55%	OSMO	161%	OSMO	439%	RNDR	1099%
MINA	20%	NEAR	45%	BTT	156%	INJ	434%	SOL	882%
TIA	-4%	INJ	-9%	LEO	0%	USDC	0%	USDC	0%
MSOL	-5%	BGB	-11%	OKB	-2%	USDD	-1%	EOS	0%
FTM	-5%	HNT	-20%	TON	-10%	MKR	-1%	CHZ	-13%
BONK	-10%	BONK	-20%	KAS	-19%	TON	-1%	LUNC	-14%

Category Performance

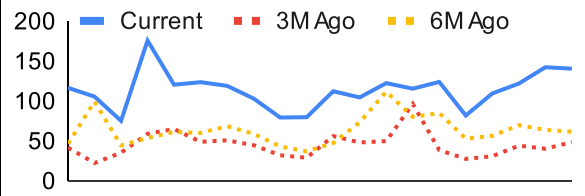
Category	7d	30d	90d	180d	365d	Ecosystem	7d	30d	90d	180d	365d
Scaling	51%	90%	156%	106%	166%	BSC	28%	78%	157%	130%	293%
IoT/Data/Comp.	4%	65%	136%	116%	122%	Solana	19%	52%	169%	143%	278%
Smart Contract	16%	53%	132%	93%	140%	Polkadot	28%	51%	100%	73%	82%
DEX	19%	45%	149%	118%	162%	Cosmos	12%	50%	167%	157%	426%
Gaming/Entertai	17%	38%	119%	107%	82%	Polygon	15%	42%	102%	71%	175%
Other DeFi	15%	34%	108%	82%	371%	Avalanche	15%	27%	84%	69%	102%
Privacy	16%	26%	49%	20%	0%	Ethereum	15%	14%	59%	46%	98%
Currency	7%	22%	44%	21%	75%	Tron	3%	10%	33%	38%	65%
Meme	0%	21%	61%	24%	79%						
CEXs	2%	13%	71%	36%	73%						
Lending	10%	9%	61%	59%	105%						

DeFi

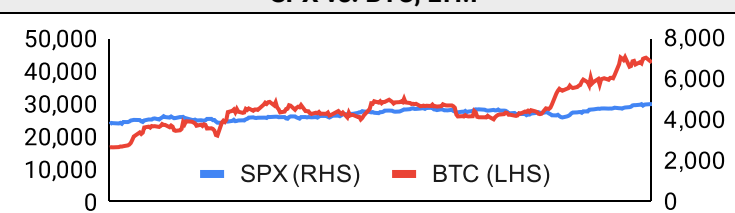
Total Value Locked, LTM, \$b	Top TVL By Protocol, \$b	DefiPulse Index, LTM
		

Trading Volume

Aggregate Volumes by Product, \$b					Top Derivatives Exchanges, \$m and bps					Top Spot Exchanges, \$m		
Product	1d	7d	30d	O/I	Exchange	1d Vol	O/I	Mkr	Tkr	Exchange	Score	1d Vol
Spot	46	249	1,040	n/a	Binance	62,189	13,551	2.0	4.0	Binance	9.9	17,938
Perpetuals	245	1,720	8,490	137	OKX	25,624	5,008	2.0	5.0	Coinbase	8.5	2,691
Futures	1	3	14	1	Bybit	17,956	8,295	2.0	5.5	Kraken	8.2	1,188
Options	1	7	43	n/a	KuCoin	2,443	2,065	2.0	6.0	KuCoin	7.7	1,288

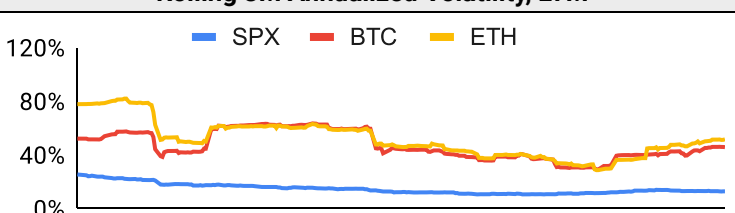
Daily Spot Volume, Top 100 Tokens Last 20d, \$b				Top Volume, 1d, \$m		Top Volume, %20d Avg		Low Volume, %20d Avg	
				USDT	61,661	BSV	395%	BTT	39%
				BTC	28,241	MATIC	362%	KCS	40%
				ETH	12,436	MINA	306%	HNT	43%
				USDC	6,206	SEI	270%	WEMIX	46%
				SOL	5,340	BCH	243%	BUSD	50%

Traditional Finance

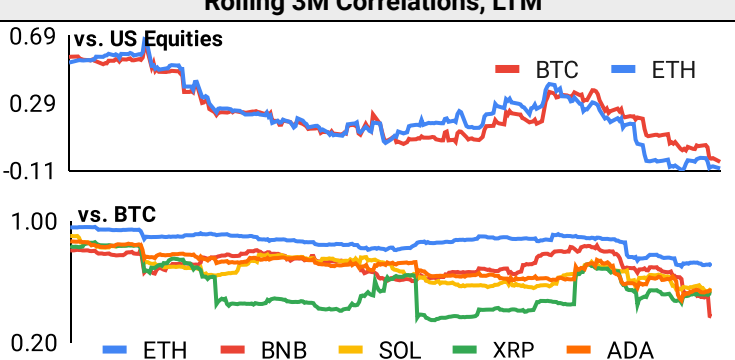
Global Equity Markets							SPX vs. BTC, LTM	
	US	USGrwth	UK	Germany	Japan	HK		
1D	0%	1%	1%	1%	0%	0%	40,000	6,000
7D	0%	0%	1%	0%	2%	0%	30,000	4,000
90D	12%	16%	7%	15%	5%	2%	20,000	2,000
365D	26%	55%	12%	23%	18%	-16%	10,000	0

10-Year Treasury Yields							Commodities & FX					
	US	Brazil	UK	Germany	Japan	HK	Last	WTI	Gas	Gold	USD/EUR	USD/JPY
Last	3.83%	10.35%	3.48%	1.90%	0.60%	3.27%	74.9	2.51	2,091	0.90	142.3	
1d Chg	-0.06	-0.09	-0.02	-0.07	0.00	-0.06	1d % Chg	-0.9%	3.6%	1.0%	-0.6%	-0.1%

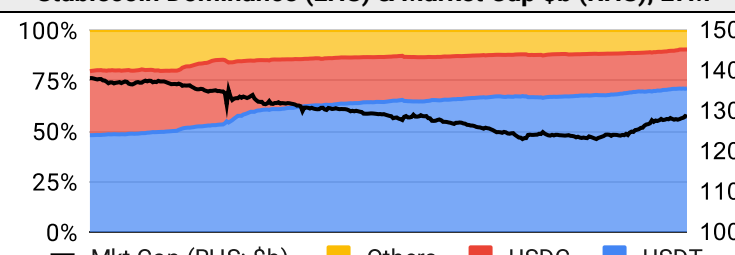
Volatility

Annualized Volatility							Rolling 3M Annualized Volatility, LTM			
	BTC	ETH	BNB	SOL	XRP	ADA				
30D	44%	48%	54%	108%	43%	109%	120%	80%	40%	0%
90D	44%	50%	48%	114%	51%	76%	80%	40%	0%	
180D	38%	42%	41%	96%	117%	70%	40%	0%		
365D	44%	46%	44%	99%	93%	67%	0%			

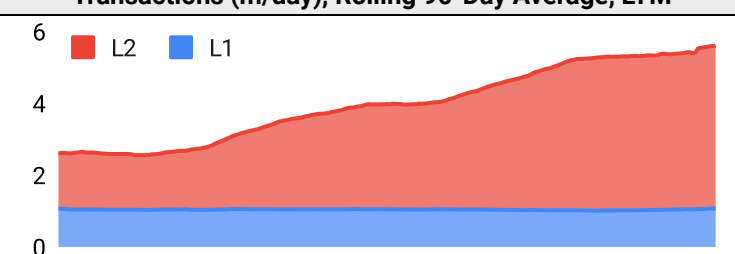
Correlations

Intra-Crypto Correlations, LTM							Rolling 3M Correlations, LTM				
	BTC	ETH	BNB	SOL	XRP	ADA					
BTC							0.69	0.29	-0.11	1.00	0.20
ETH	0.83						vs. US Equities	vs. BTC			
BNB	0.62	0.63					ETH	BNB	SOL	XRP	ADA
SOL	0.61	0.62	0.49								
XRP	0.40	0.47	0.35	0.39							
ADA	0.64	0.67	0.58	0.62	0.62						

Stablecoins

Stablecoin Market Size and Volume, \$m					Stablecoin Dominance (LHS) & Market Cap \$b (RHS), LTM	
Ticker	Price	1d Vol	20d Avg Vol	Market Cap		
USDT	1.00	61,661	49,357	91,411		
USDC	1.00	6,206	5,498	24,762		
DAI	1.00	265	259	5,349		
TUSD	1.00	346	274	2,417		
BUSD	1.00	64	128	1,012		
USDD	0.99	16	32	715		
						Mkt Cap (RHS: \$b) Others USDC USDT

Ethereum Mainnet & Layer 2s

Mainnet & Layer 2 Transactions (m/day) and L2 TVL (\$m)					Transactions (m/day), Rolling 90-Day Average, LTM	
Network	1d	30d Avg	TVL	Tech Type		
Ethereum	1.1	1.1	-	Mainnet		
zkSync Era	1.5	1.1	564	ZKR		
Arbitrum One	0.9	1.0	8,520	ORU		
Linea	0.2	0.5	172	ZKR		
dYdX v3	0.4	0.3	351	App-specific ZKR		
OP Mainnet	0.4	0.3	5,650	ORU		
Mantle	1.1	0.3	250	Optimium		
Immutable X	0.2	0.2	206	App-specific Validium		
Base	0.3	0.2	696	ORU		
Starknet	0.2	0.2	135	ZKR		

Layer 2 Token Performance & Market Cap (\$m)					
	MATIC	OP	IMX	ARB	MNT
30d Return	46%	133%	92%	49%	20%
Market Cap	9,930	3,650	3,240	1,900	1,880

NFTs and DAOs

NFT Collection Stats (in ETH)						DAO Treasury Amount (\$m) and Composition					
Collection	Floor	Listings	3M Ret.	3M Vol	Market Cap	DAO	Treasury	Stables	BTC/ETH	Own Tokens	Other
CryptoPunks	54.0	960	20%	33,316	540,000	Arbitrum	5,246	0%	0%	100%	0%
Bored Ape	26.7	343	11%	175,297	266,989	Optimism	3,330	0%	0%	100%	0%
Mutant Ape	5.4	1,074	14%	81,597	104,634	Uniswap	2,897	0%	0%	100%	0%
Pudgy Penguins	10.4	518	124%	58,929	92,879	Mantle	2,394	6%	11%	73%	10%
Autoglyphs	175.0	4	-12%	265	89,600	ENS	756	2%	1%	97%	0%
Squiggle	8.4	246	-13%	2,667	83,700	Ethereum	716	0%	100%	0%	0%
Azuki	5.6	543	48%	48,896	56,300	Golem	396	0%	96%	4%	0%
Fidenza	55.0	38	10%	1,675	54,945	Lido	387	1%	24%	75%	1%
The Sandbox	0.3	403	14%	549	49,194	Gnosis	345	10%	29%	43%	18%
The Captainz	4.3	141	36%	19,987	42,896	Hashflow	304	0%	0%	100%	0%

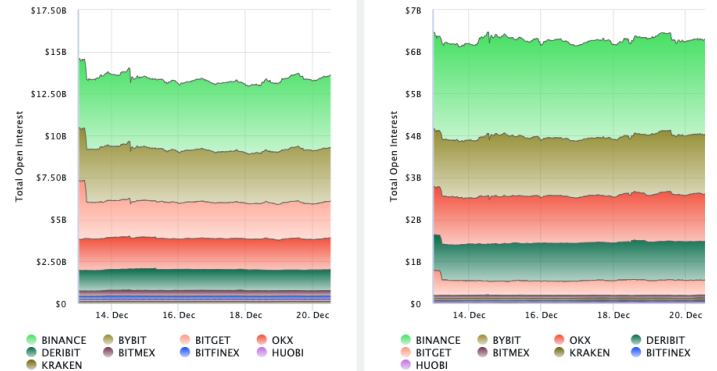
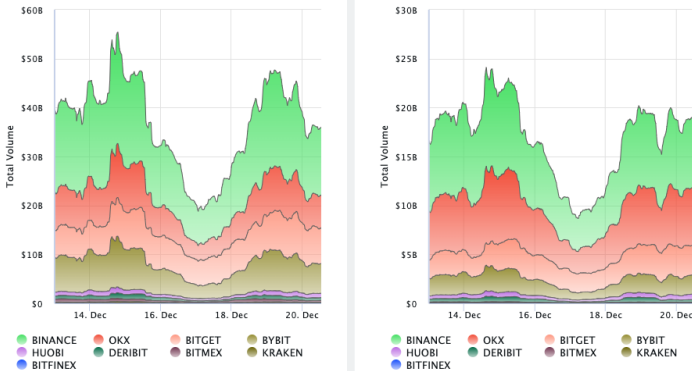
Crypto News

- [Crypto Billionaire Barry Silbert Steps Down As Grayscale Chairman of The Board - The Daily Hodl](#)
- [Coinbase Fires Back at Senator Elizabeth Warren — Says Accusations Are Unfounded – Regulation Bitcoin News - Bitcoin.com News](#)
- [Hive Amplifies Bitcoin Mining Might With 7000 Bitmain S21 Units – Mining Bitcoin News - Bitcoin.com News](#)
- [Cryptos slip while stocks hold steady for end-of-year rally - Blockworks](#)
- [Some Mt. Gox creditors says they've received repayments via PayPal - Blockworks](#)
- [What happened in Congress in 2023: Mid-session update - Blockworks](#)
- [BONK Falls 13% as Solana Ecosystem Sees Profit Taking After Memecoin Frenzy - CoinDesk](#)
- [Long Crypto Traders See \\$190M in Losses as Bitcoin Retreats After Apparent Mt.Gox Repayments - CoinDesk](#)
- [Metis Surges 50% as Ecosystem Projects Eye \\$360M in Grant Rewards - CoinDesk](#)

Crypto Futures

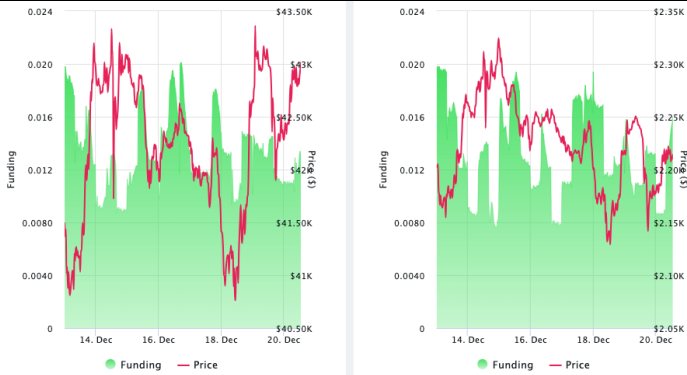
Futures Volume (BTC LHS ; ETH RHS), 1d

Futures Open Interest (BTC LHS ; ETH RHS)



Volume Weighted Funding Rate (BTC LHS ; ETH RHS), 1d

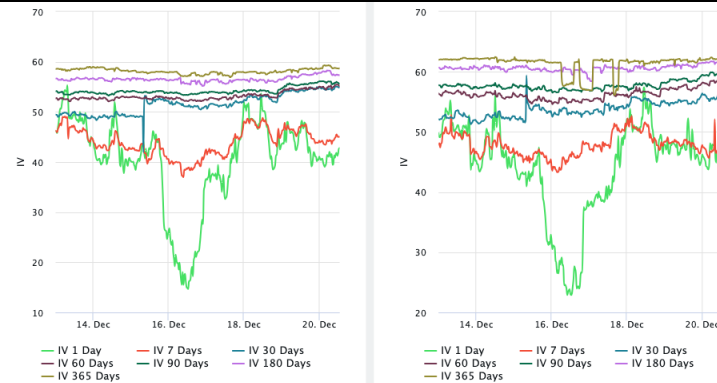
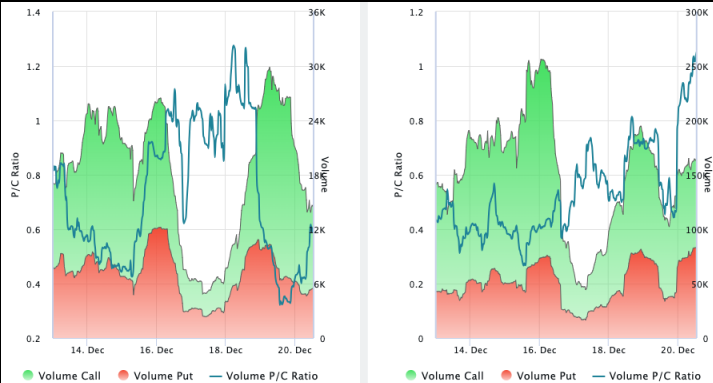
Liquidations (BTC LHS ; ETH RHS), 1d



Crypto Options

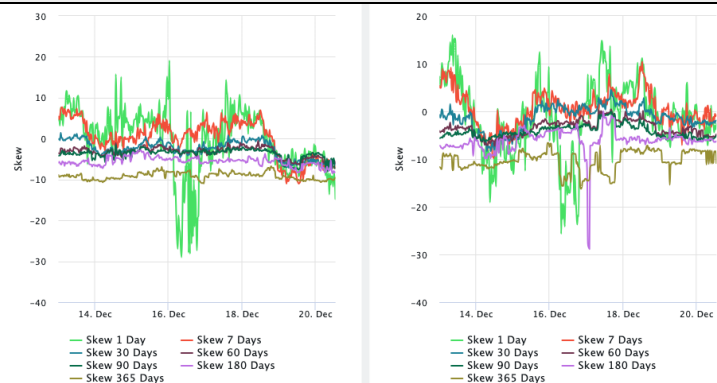
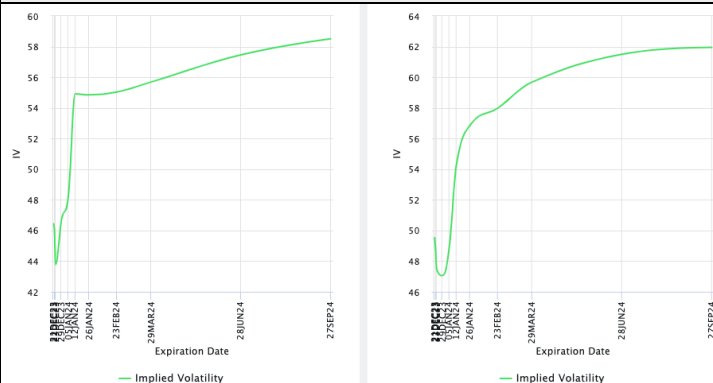
Options Volume & Put/Call Ratio (BTC LHS ; ETH RHS), 1d

ATM Implied Volatility (BTC LHS ; ETH RHS)



ATM Implied Vol Term Structure (BTC LHS ; ETH RHS)

25 Delta Skew (BTC LHS ; ETH RHS)





December 27, 2023

About GSR

GSR has over a decade of extensive experience in the crypto market, serving as a trusted liquidity provider and active, multi-stage investor. Our suite of services includes OTC Trading, Derivatives, and Market Making. GSR is actively involved in every major sector of the digital asset ecosystem, working with token issuers, institutional investors, miners, and leading trading venues.

For more information or if we can help with anything, please see gsr.io or contact us at gsr@gsr.io.

Follow GSR for more content: [Twitter](#) [Telegram](#) [LinkedIn](#)

Authors

Matt Kunke, Research Analyst [Twitter](#) [Telegram](#) [LinkedIn](#)
Brian Rudick, Senior Strategist [Twitter](#) [Telegram](#) [LinkedIn](#)

Required Disclosures

This material is provided by GSR (the "Firm") solely for informational purposes, is intended only for sophisticated, institutional investors and does not constitute an offer or commitment, a solicitation of an offer or commitment, or any advice or recommendation, to enter into or conclude any transaction (whether on the terms shown or otherwise), or to provide investment services in any state or country where such an offer or solicitation or provision would be illegal. The Firm is not and does not act as an advisor or fiduciary in providing this material. GSR is not authorised or regulated in the UK by the Financial Conduct Authority. The protections provided by the UK regulatory system will not be available to you. Specifically, information provided herein is intended for institutional persons only and is not suitable for retail persons in the United Kingdom, and no solicitation or recommendation is being made to you in regards to any products or services.

This material is not a research report, and not subject to any of the independence and disclosure standards applicable to research reports prepared pursuant to FINRA or CFTC research rules. This material is not independent of the Firm's proprietary interests, which may conflict with the interests of any counterparty of the Firm. The Firm trades instruments discussed in this material for its own account, may trade contrary to the views expressed in this material, and may have positions in other related instruments.

Information contained herein is based on sources considered to be reliable, but is not guaranteed to be accurate or complete. Any opinions or estimates expressed herein reflect a judgment made by the author(s) as of the date of publication, and are subject to change without notice. Trading and investing in digital assets involves significant risks including price volatility and illiquidity and may not be suitable for all investors. The Firm is not liable whatsoever for any direct or consequential loss arising from the use of this material. Copyright of this material belongs to GSR. Neither this material nor any copy thereof may be taken, reproduced or redistributed, directly or indirectly, without prior written permission of GSR

Notes & Sources

All options data is based on Deribit and derivatives graphics are from Laevidas. Market returns are based on price returns for the following ETFs: VOO, QQQ, EWU, EWG, EWJ, and EWH. Onchain volumes are not considered and thus certain token volumes may be understated (e.g., stETH).

CoinGecko	Santiment	DefiLlama	CoinMarketCap	Laevidas
L2Beat	Google Finance	TradingView	Deribit	WorldCoinIndex
Cryptorank	Investing.com	NFT Price Floor	CryptoSlate	