

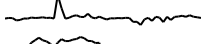









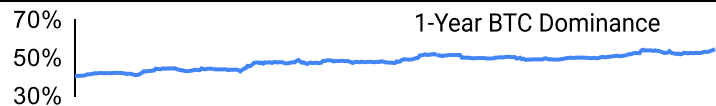
Crypto Leaderboard

Rank	Name	Ticker	Price	24h	7d	30d	24h Vol \$m	MC \$m	1-Year Chart
1	Bitcoin	BTC	\$42,313	2%	12%	21%	25,118	827,714	
2	Ethereum	ETH	\$2,232	1%	9%	18%	20,655	267,684	
3	Tether	USDT	\$1.00	0%	0%	0%	43,904	89,866	
4	BNB	BNB	\$231	1%	1%	-5%	784	35,530	
5	XRP Ledger	XRP	\$0.61	0%	0%	-7%	1,163	33,058	
6	Solana	SOL	\$61.1	1%	4%	47%	1,558	25,603	
7	USD Coin	USDC	\$1.00	0%	0%	0%	11,118	24,232	
8	Lido stETH	STETH	\$2,225	1%	9%	18%	14	20,641	
9	Cardano	ADA	\$0.40	2%	4%	17%	344	14,054	
10	Dogecoin	DOGE	\$0.09	1%	11%	26%	1,134	12,762	

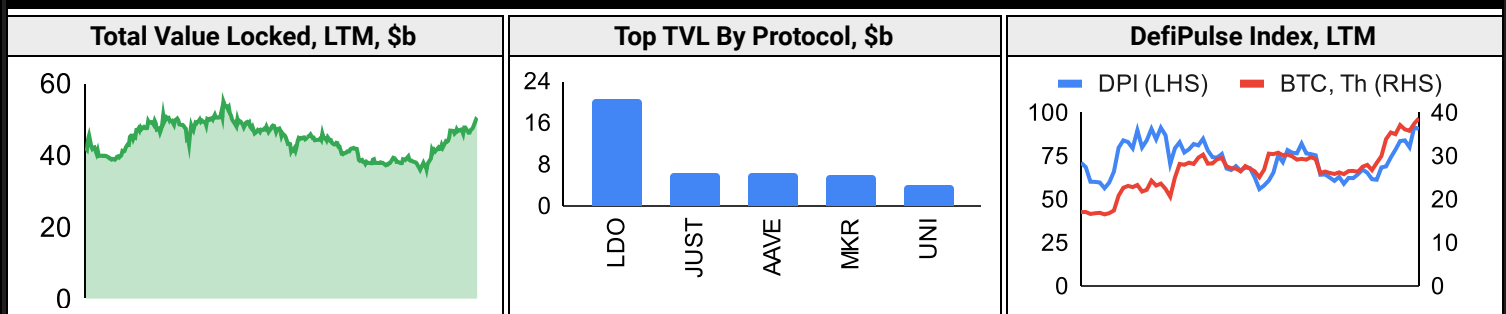
Top & Bottom Performers - Top 100 Tokens

24h		7 Days		30 Days		90 Days		365 Days	
ORDI	44%	LUNC	96%	TIA	273%	TAO	557%	KAS	1630%
PEPE	22%	IOTA	80%	LUNC	254%	WEMIX	348%	INJ	882%
CFX	21%	STX	70%	TAO	196%	RUNE	309%	CFX	655%
KCS	18%	LUNA	52%	LUNA	153%	LUNC	276%	RNDR	620%
OP	-3%	INJ	-3%	BNB	-5%	USDC	0%	LUNA	-29%
LUNC	-3%	LEO	-4%	LEO	-6%	LEO	-1%	ALGO	-36%
IOTA	-4%	BGB	-6%	XRP	-7%	XLM	-3%	CAKE	-40%
BEAM	-19%	ILV	-7%	NEO	-10%	XDC	-8%	APE	-59%

Category Performance

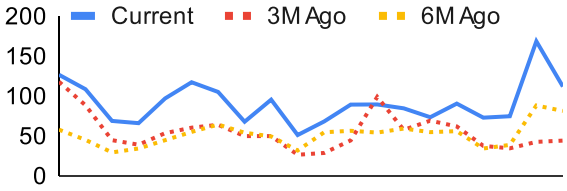
Category	7d	30d	90d	180d	365d	Ecosystem	7d	30d	90d	180d	365d
CEXs	4%	53%	77%	53%	51%	Cosmos	5%	37%	83%	87%	203%
IoT/Data/Comp.	18%	35%	91%	61%	48%	Solana	3%	31%	74%	67%	104%
DEX	6%	34%	88%	75%	62%	Avalanche	4%	22%	61%	51%	41%
Gaming/Entertai	10%	32%	72%	48%	6%	Polkadot	8%	20%	54%	31%	25%
Lending	1%	25%	86%	77%	55%	Ethereum	5%	19%	59%	47%	58%
Scaling	7%	23%	54%	13%	22%	Polygon	8%	15%	60%	29%	52%
Other DeFi	6%	18%	59%	42%	124%	BSC	7%	10%	58%	30%	65%
Smart Contract	8%	18%	60%	34%	38%	Tron	1%	-2%	34%	26%	48%
Meme	15%	16%	51%	16%	56%						
Privacy	6%	8%	28%	8%	-20%						
Currency	7%	6%	32%	38%	47%						

DeFi

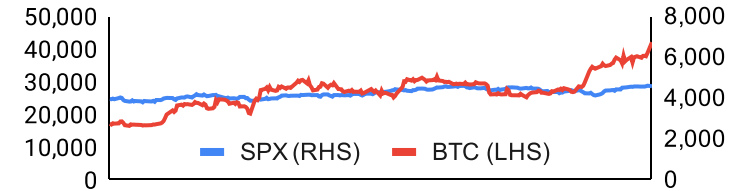


Trading Volume

Aggregate Volumes by Product, \$b					Top Derivatives Exchanges, \$m and bps					Top Spot Exchanges, \$m		
Product	1d	7d	30d	O/I	Exchange	1d Vol	O/I	Mkr	Tkr	Exchange	Score	1d Vol
Spot	38	188	922	n/a	Binance	50,894	12,321	2.0	4.0	Binance	9.9	13,570
Perpetuals	808	959	5,510	164	Bybit	16,084	7,247	2.0	5.5	Coinbase	8.7	2,118
Futures	0	3	12	1	OKX	21,558	4,774	2.0	5.0	Kraken	8.3	991
Options	1	12	48	n/a	KuCoin	1,942	1,627	2.0	6.0	Bybit	7.7	2,646

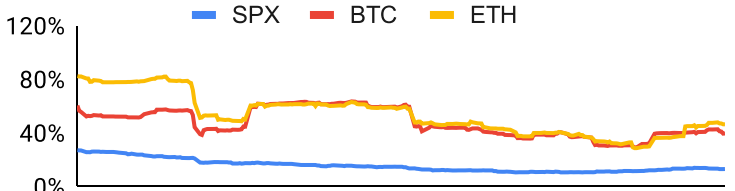
Daily Spot Volume, Top 100 Tokens Last 20d, \$b				Top Volume, 1d, \$m		Top Volume, %20d Avg		Low Volume, %20d Avg	
				USDT	47,939	STX	568%	SEI	0%
				BTC	26,958	CFX	455%	KAS	56%
				ETH	11,171	FLOW	398%	SNX	64%
				USDC	5,393	PEPE	388%	TAO	67%
				FDUSD	2,601	LUNC	276%	LDO	68%

Traditional Finance

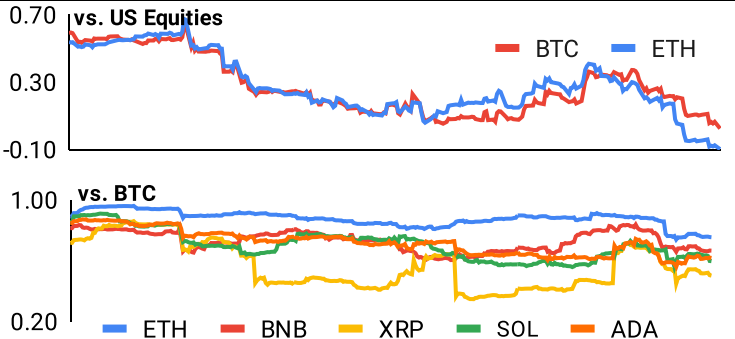
Global Equity Markets							SPX vs. BTC, LTM	
	US	USGrwth	UK	Germany	Japan	HK		
1D	-1%	-1%	-1%	0%	-2%	-1%		
7D	1%	-1%	1%	2%	0%	-4%		
90D	2%	2%	3%	5%	0%	-8%		
365D	14%	33%	6%	14%	12%	-16%		

10-Year Treasury Yields							Commodities & FX					
	US	Brazil	UK	Germany	Japan	HK		WTI	Gas	Gold	USD/EUR	USD/JPY
Last	4.18%	10.96%	4.08%	2.25%	0.66%	3.66%	Last	73.4	2.76	2,034	0.93	147.1
1d Chg	-0.11	0.05	-0.12	-0.10	-0.02	-0.06	1d % Chg	0.5%	2.6%	-0.4%	0.3%	-0.1%

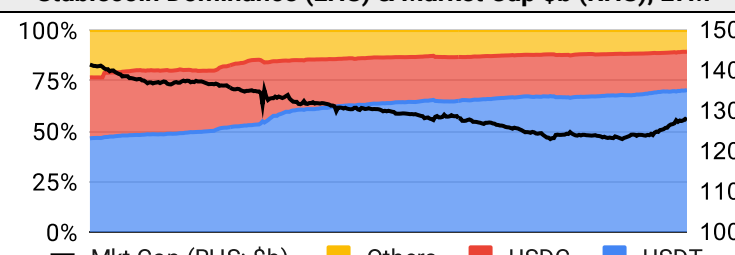
Volatility

Annualized Volatility							Rolling 3M Annualized Volatility, LTM		
	BTC	ETH	BNB	XRP	SOL	ADA			
30D	45%	61%	55%	57%	137%	61%			
90D	40%	45%	38%	47%	101%	46%			
180D	38%	42%	39%	117%	91%	60%			
365D	43%	46%	44%	93%	96%	61%			

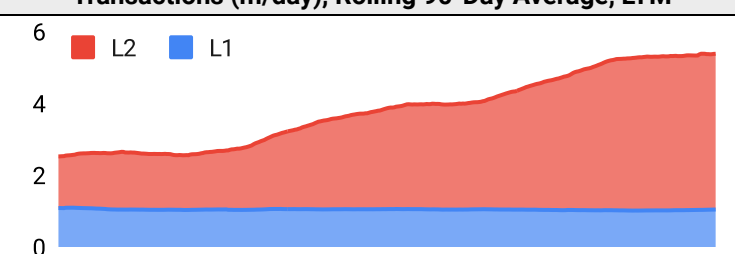
Correlations

Intra-Crypto Correlations, LTM							Rolling 3M Correlations, LTM				
	BTC	ETH	BNB	XRP	SOL	ADA					
BTC											
ETH	0.85										
BNB	0.69	0.70									
XRP	0.40	0.48	0.39								
SOL	0.64	0.64	0.56	0.39							
ADA	0.68	0.74	0.68	0.67	0.66						

Stablecoins

Stablecoin Market Size and Volume, \$m					Stablecoin Dominance (LHS) & Market Cap \$b (RHS), LTM	
Ticker	Price	1d Vol	20d Avg Vol	Market Cap		
USDT	1.00	47,939	38,758	89,830		
USDC	1.00	5,393	4,753	24,229		
DAI	1.00	431	298	5,349		
TUSD	1.00	276	209	2,849		
BUSD	1.00	385	406	1,623		
USDD	1.00	42	43	724		
						— Mkt Cap (RHS: \$b) ■ Others ■ USDC ■ USDT

Ethereum Mainnet & Layer 2s

Mainnet & Layer 2 Transactions (m/day) and L2 TVL (\$m)					Transactions (m/day), Rolling 90-Day Average, LTM	
Network	1d	30d Avg	TVL	Tech Type		
Ethereum	1.2	1.1	-	Mainnet		
Arbitrum One	0.7	0.8	7,990	ORU		
zkSync Era	0.8	0.6	526	ZKR		
Starknet	0.2	0.4	156	ZKR		
dYdX v3	0.4	0.4	354	App-specific ZKR		
Linea	0.5	0.3	171	ZKR		
OP Mainnet	0.3	0.3	3,980	ORU		
Base	0.2	0.2	622	ORU		
Immutable X	0.2	0.2	197	App-specific Validium		
Mantle	0.2	0.2	232	Optimium		

Layer 2 Token Performance & Market Cap (\$m)					
	MATIC	IMX	MNT	OP	ARB
30d Return	15%	55%	36%	16%	-1%
Market Cap	7,350	1,840	1,770	1,580	1,360

NFTs and DAOs

NFT Collection Stats (in ETH)						DAO Treasury Amount (\$m) and Composition					
Collection	Floor	Listings	3M Ret.	3M Vol	Market Cap	DAO	Treasury	Stables	BTC/ETH	Own Tokens	Other
CryptoPunks	57.2	957	20%	33,355	572,000	Arbitrum	3,758	0%	0%	100%	0%
Bored Ape	29.7	512	12%	168,005	296,990	Uniswap	2,561	0%	0%	100%	0%
Mutant Ape	5.8	1,061	12%	77,887	112,974	Mantle	2,322	8%	21%	71%	0%
Autoglyphs	215.0	5	8%	150	110,080	Optimism	1,511	0%	0%	100%	0%
Squiggle	9.1	221	-4%	2,806	90,945	Ethereum	693	0%	100%	0%	0%
Pudgy Penguins	9.2	559	133%	35,885	81,770	ENS	642	3%	1%	97%	0%
Fidenza	68.9	49	11%	1,117	68,811	Golem	384	0%	96%	4%	0%
Azuki	6.5	621	60%	29,308	64,750	Lido	343	1%	24%	74%	0%
The Captainz	5.0	159	44%	19,805	49,895	Gnosis	343	10%	28%	45%	17%
The Sandbox	0.2	489	-17%	538	37,128	Volta Club	311	35%	0%	1%	64%

Crypto News

- [BlackRock received \\$100K seed funds for Bitcoin ETF — SEC filing - Cointelegraph](#)
- [Bitcoin miner Phoenix surges 50% after \\$371M Abu Dhabi IPO - Cointelegraph](#)
- [Fire in the cauldron' as Coinbase, Marathon surge over 300% in 2023 - Cointelegraph](#)
- [Riot Platforms buys \\$291M in BTC rigs as miners rake it in from Ordinals - Cointelegraph](#)
- [Banks of Italy, Korea will share CBDC knowledge under new memorandum - Blockworks](#)
- [Mantle offers 'mETH' to the masses, as a 'lighter weight Lido' - Blockworks](#)
- [SocGen issues green euro-denominated bond on Ethereum - Blockworks](#)
- [UK still undecided on future of digital pound - Blockworks](#)
- [El Salvador's bitcoin bet is in the green: Bukele - Blockworks](#)

About GSR

GSR is a global leader in digital asset trading, market making, OTC derivatives, and investments. We operate in a culture of excellence and leverage our first-rate reputation, deep relationships and proprietary trading technology to move swiftly and capitalize on market opportunities.

GSR's experienced team brings together decades of institutional trading expertise, while our industry-leading proprietary technology stack anchors everything we do.

Our main service areas are: market making; proprietary and algorithmic trading; client execution; structured products; risk management solutions; and portfolio investments.

For more information or if we can help with anything, please see gsr.io or contact us at gsr@gsr.io.

Follow GSR for more content: [Twitter](#) [Telegram](#) [LinkedIn](#)

Authors

Matt Kunke, Research Analyst [Twitter](#) [Telegram](#) [LinkedIn](#)
Brian Rudick, Senior Strategist [Twitter](#) [Telegram](#) [LinkedIn](#)

Required Disclosures

This material is provided by GSR (the "Firm") solely for informational purposes, is intended only for sophisticated, institutional investors and does not constitute an offer or commitment, a solicitation of an offer or commitment, or any advice or recommendation, to enter into or conclude any transaction (whether on the terms shown or otherwise), or to provide investment services in any state or country where such an offer or solicitation or provision would be illegal. The Firm is not and does not act as an advisor or fiduciary in providing this material. GSR is not authorised or regulated in the UK by the Financial Conduct Authority. The protections provided by the UK regulatory system will not be available to you. Specifically, information provided herein is intended for institutional persons only and is not suitable for retail persons in the United Kingdom, and no solicitation or recommendation is being made to you in regards to any products or services.

This material is not a research report, and not subject to any of the independence and disclosure standards applicable to research reports prepared pursuant to FINRA or CFTC research rules. This material is not independent of the Firm's proprietary interests, which may conflict with the interests of any counterparty of the Firm. The Firm trades instruments discussed in this material for its own account, may trade contrary to the views expressed in this material, and may have positions in other related instruments.

Information contained herein is based on sources considered to be reliable, but is not guaranteed to be accurate or complete. Any opinions or estimates expressed herein reflect a judgment made by the author(s) as of the date of publication, and are subject to change without notice. Trading and investing in digital assets involves significant risks including price volatility and illiquidity and may not be suitable for all investors. The Firm is not liable whatsoever for any direct or consequential loss arising from the use of this material. Copyright of this material belongs to GSR. Neither this material nor any copy thereof may be taken, reproduced or redistributed, directly or indirectly, without prior written permission of GSR

Notes & Sources

All options data is based on Deribit and derivatives graphics are from Laevidas. Market returns are based on price returns for the following ETFs: VOO, QQQ, EWU, EWG, EWJ, and EWH. Onchain volumes are not considered and thus certain token volumes may be understated (e.g., stETH).

CoinGecko	Santiment	DefiLlama	CoinMarketCap	Laevidas
L2Beat	Google Finance	TradingView	Deribit	WorldCoinIndex
Cryptorank	Investing.com	NFT Price Floor	CryptoSlate	