
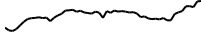










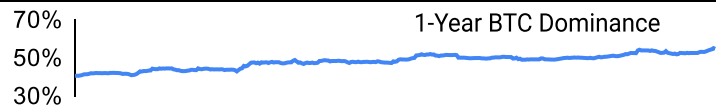
## Crypto Leaderboard

Rank	Name	Ticker	Price	24h	7d	30d	24h Vol \$m	MC \$m	1-Year Chart
1	Bitcoin	BTC	\$43,228	-2%	15%	22%	26,802	845,683	
2	Ethereum	ETH	\$2,246	-1%	9%	19%	18,354	269,864	
3	Tether	USDT	\$1.00	0%	0%	0%	27,144	89,981	
4	BNB	BNB	\$230	0%	1%	-6%	851	35,417	
5	XRP Ledger	XRP	\$0.63	1%	4%	-8%	1,684	33,999	
6	Solana	SOL	\$63.8	1%	8%	48%	2,109	27,179	
7	USD Coin	USDC	\$1.00	0%	0%	0%	10,723	24,260	
8	Lido stETH	STETH	\$2,245	-1%	10%	20%	25	20,695	
9	Cardano	ADA	\$0.43	-3%	16%	24%	633	15,215	
10	Dogecoin	DOGE	\$0.09	-8%	13%	29%	1,944	13,437	

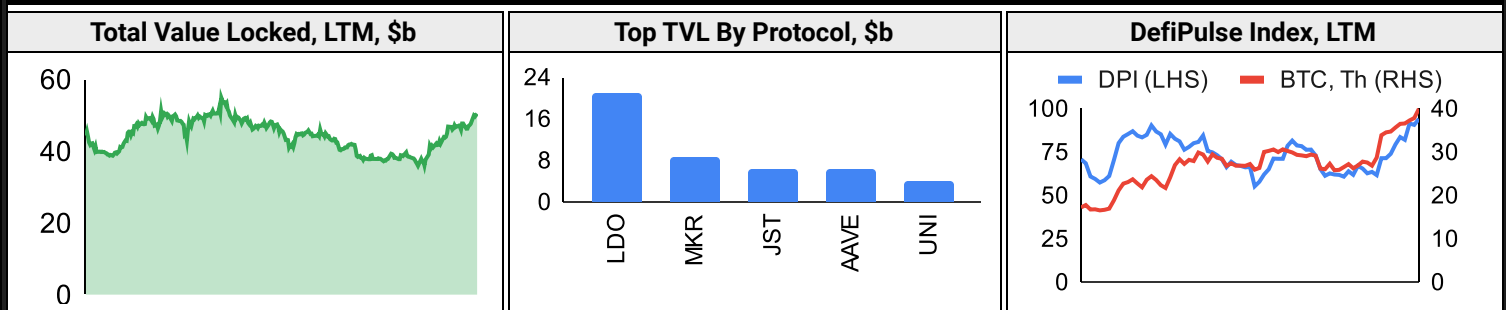
## Top & Bottom Performers - Top 100 Tokens

24h		7 Days		30 Days		90 Days		365 Days	
HNT	26%	HNT	77%	TIA	338%	WEMIX	567%	KAS	1643%
ORDI	21%	LUNC	74%	LUNC	208%	TAO	500%	WEMIX	1212%
WEMIX	21%	WEMIX	70%	HNT	207%	RUNE	299%	INJ	980%
FXS	6%	BTT	68%	TAO	146%	HNT	260%	CFX	633%
DOGE	-8%	BGB	-5%	BNB	-6%	USDD	-1%	ALGO	-29%
TAO	-9%	MKR	-6%	XRP	-8%	LEO	-1%	LUNA	-33%
BEAM	-15%	INJ	-7%	XDC	-10%	XLM	-2%	CAKE	-38%
BTT	-23%	ILV	-9%	TON	-11%	XDC	-11%	CHZ	-45%

## Category Performance

Category	7d	30d	90d	180d	365d	Ecosystem	7d	30d	90d	180d	365d
CEXs	3%	46%	75%	77%	54%	Cosmos	3%	31%	85%	115%	199%
IoT/Data/Comp.	22%	42%	97%	95%	56%	Solana	8%	26%	77%	99%	111%
Gaming/Entertai	15%	34%	84%	90%	18%	Avalanche	5%	20%	63%	74%	47%
DEX	6%	33%	88%	102%	67%	Ethereum	5%	19%	59%	67%	61%
Scaling	9%	24%	54%	33%	24%	Polkadot	6%	16%	54%	53%	28%
Smart Contract	11%	22%	66%	62%	47%	BSC	11%	14%	65%	62%	81%
Meme	16%	17%	47%	36%	61%	Polygon	7%	11%	60%	52%	59%
Other DeFi	3%	16%	61%	63%	133%	Tron	4%	2%	37%	44%	52%
Lending	-1%	16%	81%	98%	70%						
Privacy	8%	8%	31%	26%	-15%						
Currency	9%	6%	33%	51%	52%						

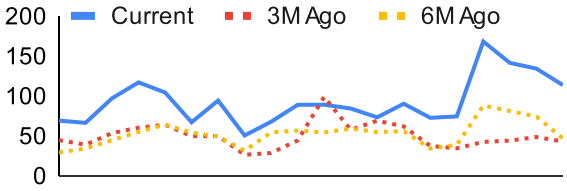
## DeFi



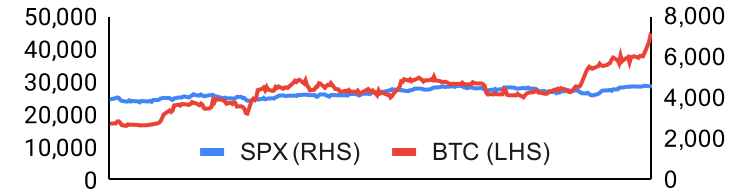
## Trading Volume

Aggregate Volumes by Product, \$b					Top Derivatives Exchanges, \$m and bps					Top Spot Exchanges, \$m		
Product	1d	7d	30d	O/I	Exchange	1d Vol	O/I	Mkr	Tkr	Exchange	Score	1d Vol
Spot	37	231	994	n/a	Binance	53,172	12,271	2.0	4.0	Binance	9.9	14,263
Perpetuals	224	2,160	6,930	n/a	Bybit	16,947	7,352	2.0	5.5	Coinbase	8.5	2,007
Futures	0	4	14	1	OKX	23,266	4,574	2.0	5.0	Kraken	8.2	907
Options	2	15	52	n/a	KuCoin	1,846	1,668	2.0	6.0	Bybit	7.6	2,962

Daily Spot Volume, Top 100 Tokens Last 20d, \$b				Top Volume, 1d, \$m		Top Volume, %20d Avg		Low Volume, %20d Avg	
				USDT	48,176	HNT	537%	SEI	0%
				BTC	26,811	XEC	414%	MINA	48%
				ETH	11,167	BTT	374%	TAO	52%
				USDC	5,556	WEMIX	277%	UNI	59%
				FDUSD	2,961	ETC	251%	IOTA	62%

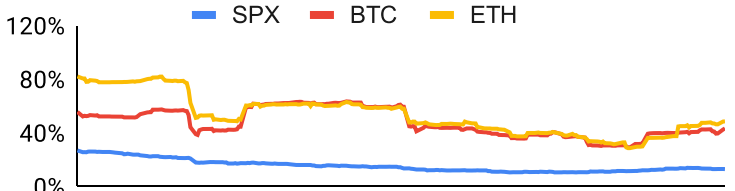
## Traditional Finance

Global Equity Markets							SPX vs. BTC, LTM				
	US	USGrwth	UK	Germany	Japan	HK					
1D	0%	-1%	0%	0%	1%	0%					
7D	0%	-1%	0%	1%	0%	-3%					
90D	3%	4%	2%	6%	1%	-8%					
365D	17%	38%	6%	18%	16%	-19%					

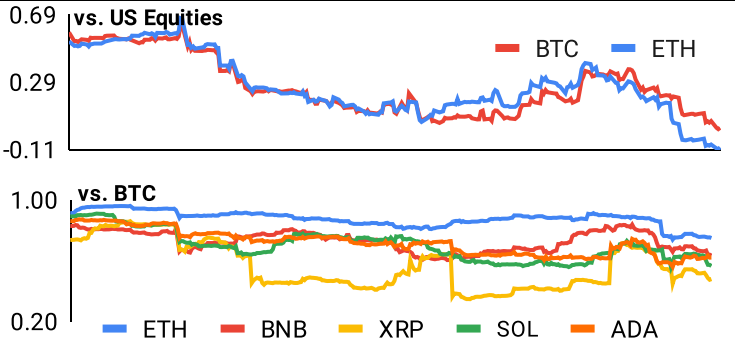
  

10-Year Treasury Yields							Commodities & FX					
	US	Brazil	UK	Germany	Japan	HK	Last	WTI	Gas	Gold	USD/EUR	USD/JPY
Last	4.15%	10.88%	4.02%	2.21%	0.75%	3.60%	Last	70.4	2.56	2,056	0.93	144.8
1d Chg	0.03	-0.02	0.08	-0.01	0.00	-0.04	1d % Chg	1.5%	-0.3%	0.4%	-0.3%	-1.7%

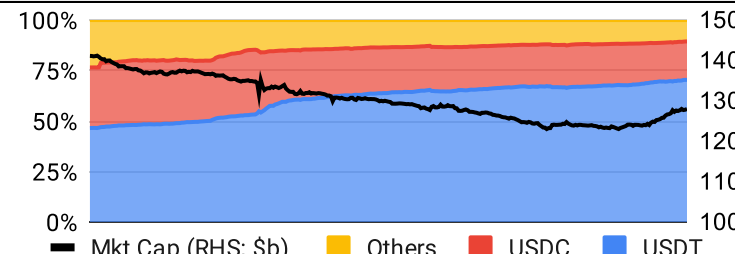
## Volatility

Annualized Volatility							Rolling 3M Annualized Volatility, LTM				
	BTC	ETH	BNB	XRP	SOL	ADA					
30D	49%	62%	51%	48%	137%	59%					
90D	41%	45%	38%	48%	101%	47%					
180D	38%	41%	37%	116%	89%	58%					
365D	43%	46%	44%	93%	96%	62%					

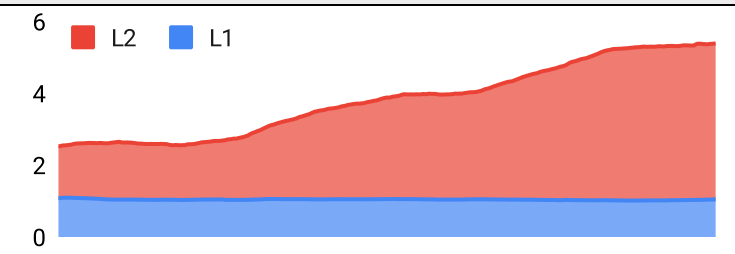
## Correlations

Intra-Crypto Correlations, LTM							Rolling 3M Correlations, LTM				
	BTC	ETH	BNB	XRP	SOL	ADA					
BTC											
ETH	0.84										
BNB	0.69	0.70									
XRP	0.40	0.48	0.39								
SOL	0.63	0.64	0.55	0.39							
ADA	0.67	0.73	0.68	0.67	0.66						

## Stablecoins

Stablecoin Market Size and Volume, \$m					Stablecoin Dominance (LHS) & Market Cap \$b (RHS), LTM	
Ticker	Price	1d Vol	20d Avg Vol	Market Cap		
USDT	1.00	48,176	39,685	90,088		
USDC	1.00	5,556	4,798	24,345		
DAI	1.00	269	313	5,350		
TUSD	1.00	250	215	2,838		
BUSD	1.00	352	391	1,581		
USDD	0.99	45	43	721		

## Ethereum Mainnet & Layer 2s

Mainnet & Layer 2 Transactions (m/day) and L2 TVL (\$m)					Transactions (m/day), Rolling 90-Day Average, LTM	
Network	1d	30d Avg	TVL	Tech Type		
Ethereum	1.1	1.1	-	Mainnet		
Arbitrum One	0.6	0.8	8,080	ORU		
zkSync Era	1.1	0.7	547	ZKR		
dYdX v3	0.4	0.4	357	App-specific ZKR		
Starknet	0.1	0.4	154	ZKR		
Linea	0.3	0.4	166	ZKR		
OP Mainnet	0.3	0.3	4,010	ORU		
Base	0.2	0.2	628	ORU		
Immutable X	0.3	0.2	195	App-specific Validium		
Mantle	0.2	0.2	243	Optimium		

Layer 2 Token Performance & Market Cap (\$m)					
	MATIC	MNT	IMX	OP	ARB
30d Return	15%	51%	72%	15%	-2%
Market Cap	7,620	1,960	1,830	1,600	1,360

## NFTs and DAOs

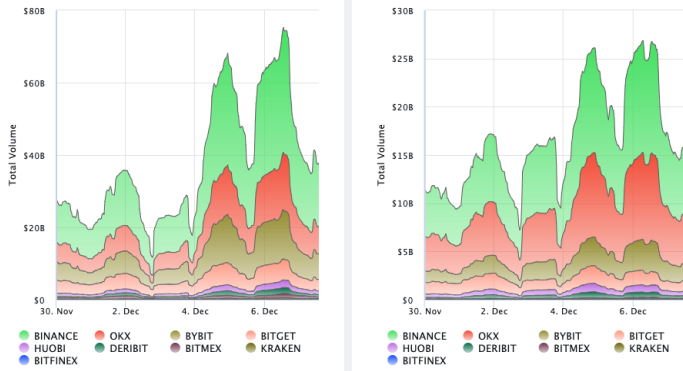
NFT Collection Stats (in ETH)						DAO Treasury Amount (\$m) and Composition					
Collection	Floor	Listings	3M Ret.	3M Vol	Market Cap	DAO	Treasury	Stables	BTC/ETH	Own Tokens	Other
CryptoPunks	56.0	962	20%	33,627	559,900	Arbitrum	3,704	0%	0%	100%	0%
Bored Ape	29.4	408	9%	170,931	293,688	Mantle	2,546	7%	19%	73%	0%
Autoglyphs	215.0	5	8%	150	110,080	Uniswap	2,496	0%	0%	100%	0%
Mutant Ape	5.6	1,000	8%	76,971	108,902	Optimism	1,511	0%	0%	100%	0%
Squiggle	9.2	224	-3%	2,825	91,945	Ethereum	707	0%	100%	0%	0%
Pudgy Penguins	8.3	565	109%	38,557	73,762	ENS	642	3%	1%	97%	0%
Fidenza	70.0	50	13%	1,178	69,920	Golem	390	0%	96%	4%	0%
Azuki	6.2	587	60%	29,314	62,500	Gnosis	353	9%	28%	45%	18%
The Captainz	4.9	227	40%	19,975	48,895	Lido	340	1%	25%	73%	0%
YOU THE REAL M	95.0	3	172%	2,649	39,900	Volta Club	311	35%	0%	1%	64%

## Crypto News

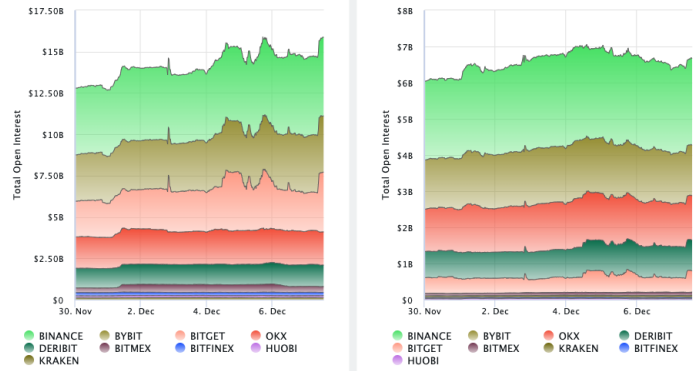
- [Robinhood Crypto Launches in EU With 'Crypto Back' Bitcoin Rewards Program - Decrypt](#)
- [Russia debuts cross-border payments in Tether stablecoin - Cointelegraph](#)
- [Chinese visitors to Singapore can use digital yuan CBDC - Ledger Insights](#)
- [Rising Bitcoin Fees Prompt Renewed Battle Over Ordinals, BRC-20 Tokens - Decrypt](#)
- [Sotheby's announces its first Bitcoin Ordinals sale - Blockworks](#)
- [Jamie Dimon on the cryptocurrency industry: "I'd close it down" - CBS News](#)
- [Spot bitcoin ETF would be 'final seal of approval' for institutions: Cathie Wood - Blockworks](#)
- [Deloitte Taps Polkadot Ecosystem's Kilt Blockchain for Digital Shipping Logistics - CoinDesk](#)
- [India Won't See Crypto or Web3 Bill for Another 18 Months, Senior Lawmaker Tells CoinDesk - CoinDesk](#)

## Crypto Futures

### Futures Volume (BTC LHS ; ETH RHS), 1d



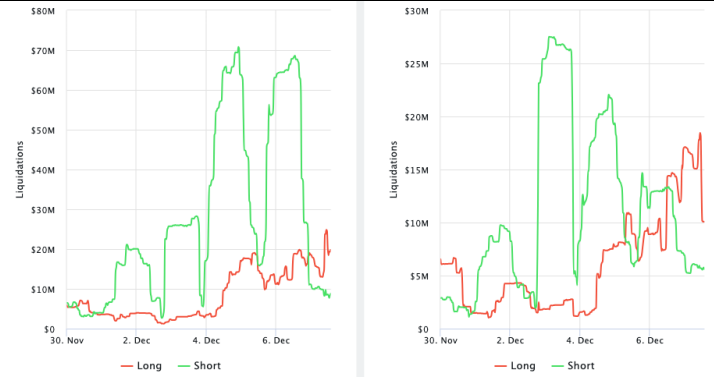
### Futures Open Interest (BTC LHS ; ETH RHS)



### Volume Weighted Funding Rate (BTC LHS ; ETH RHS), 1d

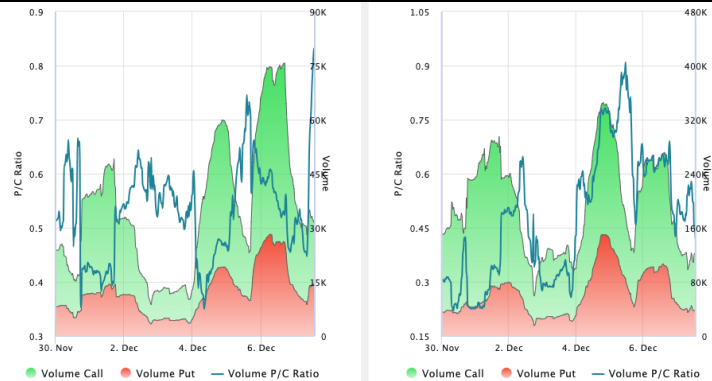


### Liquidations (BTC LHS ; ETH RHS), 1d

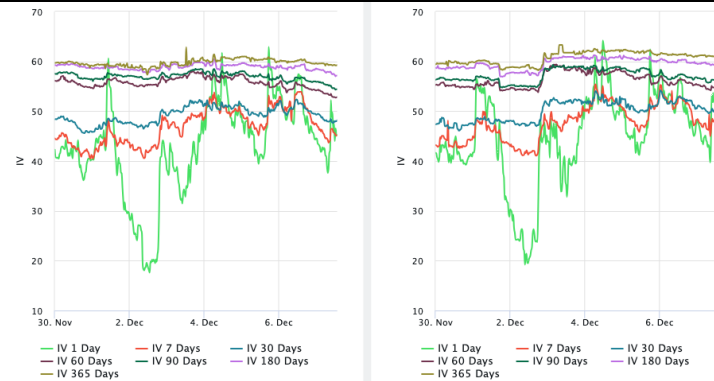


## Crypto Options

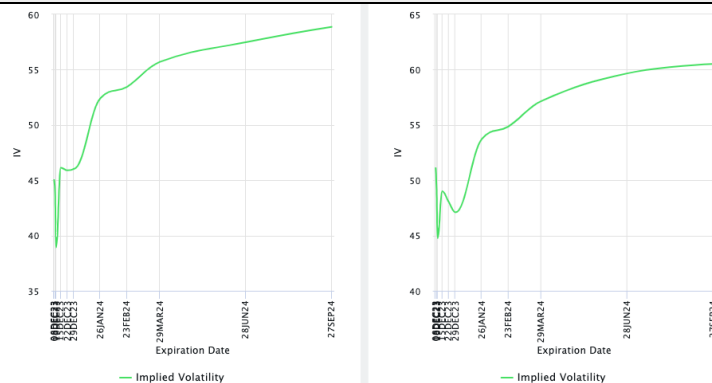
### Options Volume & Put/Call Ratio (BTC LHS ; ETH RHS), 1d



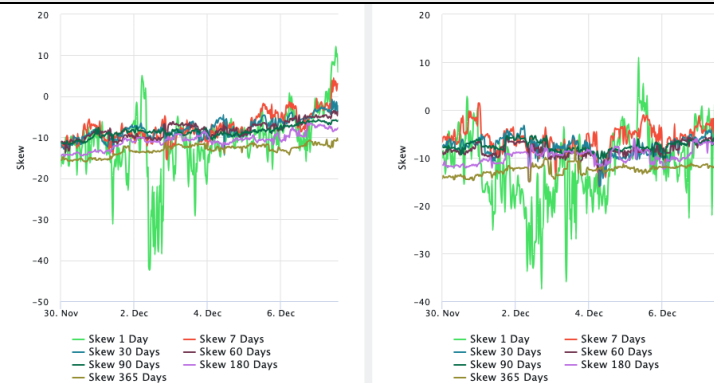
### ATM Implied Volatility (BTC LHS ; ETH RHS)



### ATM Implied Vol Term Structure (BTC LHS ; ETH RHS)



### 25 Delta Skew (BTC LHS ; ETH RHS)



### About GSR

GSR is a global leader in digital asset trading, market making, OTC derivatives, and investments. We operate in a culture of excellence and leverage our first-rate reputation, deep relationships and proprietary trading technology to move swiftly and capitalize on market opportunities.

GSR's experienced team brings together decades of institutional trading expertise, while our industry-leading proprietary technology stack anchors everything we do.

Our main service areas are: market making; proprietary and algorithmic trading; client execution; structured products; risk management solutions; and portfolio investments.

For more information or if we can help with anything, please see [gsr.io](https://gsr.io) or contact us at [gsr@gsr.io](mailto:gsr@gsr.io).

Follow GSR for more content: [Twitter](#) [Telegram](#) [LinkedIn](#)

### Authors

Matt Kunke, Research Analyst [Twitter](#) [Telegram](#) [LinkedIn](#)  
Brian Rudick, Senior Strategist [Twitter](#) [Telegram](#) [LinkedIn](#)

### Required Disclosures

This material is provided by GSR (the "Firm") solely for informational purposes, is intended only for sophisticated, institutional investors and does not constitute an offer or commitment, a solicitation of an offer or commitment, or any advice or recommendation, to enter into or conclude any transaction (whether on the terms shown or otherwise), or to provide investment services in any state or country where such an offer or solicitation or provision would be illegal. The Firm is not and does not act as an advisor or fiduciary in providing this material. GSR is not authorised or regulated in the UK by the Financial Conduct Authority. The protections provided by the UK regulatory system will not be available to you. Specifically, information provided herein is intended for institutional persons only and is not suitable for retail persons in the United Kingdom, and no solicitation or recommendation is being made to you in regards to any products or services.

This material is not a research report, and not subject to any of the independence and disclosure standards applicable to research reports prepared pursuant to FINRA or CFTC research rules. This material is not independent of the Firm's proprietary interests, which may conflict with the interests of any counterparty of the Firm. The Firm trades instruments discussed in this material for its own account, may trade contrary to the views expressed in this material, and may have positions in other related instruments.

Information contained herein is based on sources considered to be reliable, but is not guaranteed to be accurate or complete. Any opinions or estimates expressed herein reflect a judgment made by the author(s) as of the date of publication, and are subject to change without notice. Trading and investing in digital assets involves significant risks including price volatility and illiquidity and may not be suitable for all investors. The Firm is not liable whatsoever for any direct or consequential loss arising from the use of this material. Copyright of this material belongs to GSR. Neither this material nor any copy thereof may be taken, reproduced or redistributed, directly or indirectly, without prior written permission of GSR

### Notes & Sources

All options data is based on Deribit and derivatives graphics are from Laevidas. Market returns are based on price returns for the following ETFs: VOO, QQQ, EWU, EWG, EWJ, and EWH. Onchain volumes are not considered and thus certain token volumes may be understated (e.g., stETH).

CoinGecko	Santiment	DefiLlama	CoinMarketCap	Laevidas
L2Beat	Google Finance	TradingView	Deribit	WorldCoinIndex
Cryptorank	Investing.com	NFT Price Floor	CryptoSlate	