
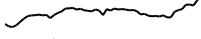










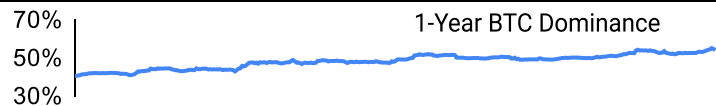
Crypto Leaderboard

Rank	Name	Ticker	Price	24h	7d	30d	24h Vol \$m	MC \$m	1-Year Chart
1	Bitcoin	BTC	\$43,866	1%	13%	23%	25,686	858,320	
2	Ethereum	ETH	\$2,360	5%	13%	25%	28,294	284,076	
3	Tether	USDT	\$1.00	0%	0%	0%	49,394	90,818	
4	BNB	BNB	\$235	2%	3%	-5%	977	36,252	
5	XRP Ledger	XRP	\$0.65	4%	7%	-5%	1,458	35,196	
6	Solana	SOL	\$73.2	14%	22%	69%	4,268	31,196	
7	USD Coin	USDC	\$1.00	0%	0%	0%	14,359	24,488	
8	Lido stETH	STETH	\$2,357	5%	13%	25%	19	21,735	
9	Cardano	ADA	\$0.53	22%	38%	48%	1,096	18,628	
10	Dogecoin	DOGE	\$0.10	4%	17%	30%	1,409	13,986	

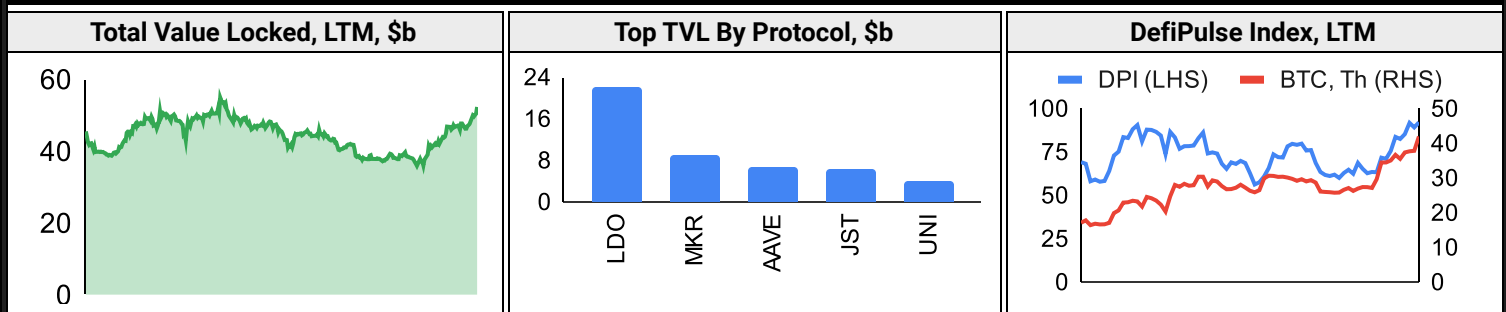
Top & Bottom Performers - Top 100 Tokens

24h		7 Days		30 Days		90 Days		365 Days	
BTT	31%	BONK	220%	BONK	1087%	BONK	5793%	KAS	1709%
BONK	28%	BTT	117%	TIA	303%	TAO	558%	WEMIX	1178%
ADA	22%	WEMIX	59%	LUNC	201%	WEMIX	551%	INJ	1093%
OP	20%	HNT	57%	HNT	170%	RUNE	316%	CFX	616%
ORDI	-5%	BGB	-4%	NEO	-5%	USDC	0%	FLOW	-23%
HNT	-13%	ILV	-4%	LEO	-6%	USDD	0%	LUNA	-36%
BEAM	-20%	TON	-5%	XDC	-8%	XLM	-1%	CAKE	-38%
STX	-21%	MKR	-7%	TON	-14%	XDC	-7%	CHZ	-42%

Category Performance

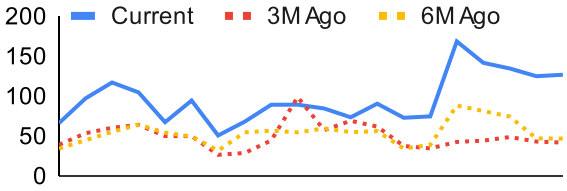
Category	7d	30d	90d	180d	365d	Ecosystem	7d	30d	90d	180d	365d
CEXs	4%	40%	70%	80%	55%	Cosmos	5%	34%	95%	125%	209%
IoT/Data/Comp.	25%	39%	104%	102%	60%	Solana	13%	33%	92%	115%	128%
DEX	10%	37%	102%	116%	73%	Avalanche	8%	22%	71%	85%	52%
Gaming/Entertai	16%	34%	87%	92%	18%	Ethereum	8%	21%	69%	76%	66%
Scaling	16%	29%	65%	42%	33%	Polkadot	10%	18%	63%	61%	32%
Smart Contract	15%	27%	77%	74%	55%	BSC	15%	17%	74%	70%	90%
Other DeFi	7%	18%	69%	74%	147%	Polygon	10%	12%	69%	60%	65%
Meme	19%	17%	56%	42%	63%	Tron	9%	6%	43%	49%	55%
Lending	0%	12%	85%	101%	69%						
Privacy	10%	9%	33%	30%	-15%						
Currency	10%	8%	37%	56%	52%						

DeFi

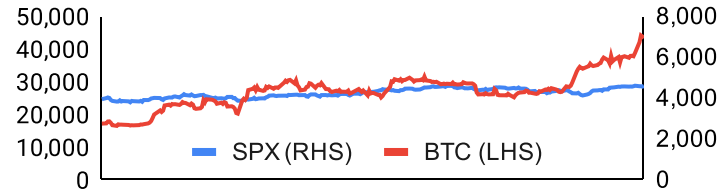


Trading Volume

Aggregate Volumes by Product, \$b					Top Derivatives Exchanges, \$m and bps					Top Spot Exchanges, \$m		
Product	1d	7d	30d	O/I	Exchange	1d Vol	O/I	Mkr	Tkr	Exchange	Score	1d Vol
Spot	40	250	1,020	n/a	Binance	53,384	12,873	2.0	4.0	Binance	9.9	15,267
Perpetuals	233	2,450	6,950	170	OKX	24,358	4,889	2.0	5.0	Coinbase	8.5	2,577
Futures	0	4	14	1	Bybit	17,554	7,846	2.0	5.5	Kraken	8.2	1,088
Options	2	15	54	n/a	KuCoin	2,014	1,813	2.0	6.0	Bybit	7.7	3,715

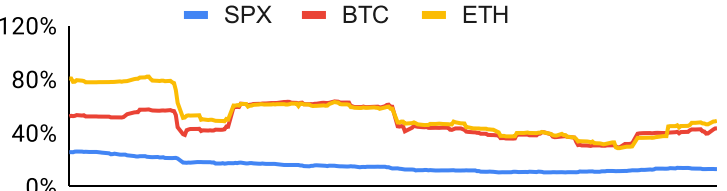
Daily Spot Volume, Top 100 Tokens Last 20d, \$b				Top Volume, 1d, \$m		Top Volume, %20d Avg		Low Volume, %20d Avg	
				USDT	52,946	OP	382%	IOTA	41%
				BTC	25,160	BTT	376%	MINA	52%
				ETH	16,341	ADA	279%	TAO	63%
				USDC	6,961	BONK	275%	LUNA	64%
				SOL	4,251	ARB	274%	BGB	64%

Traditional Finance

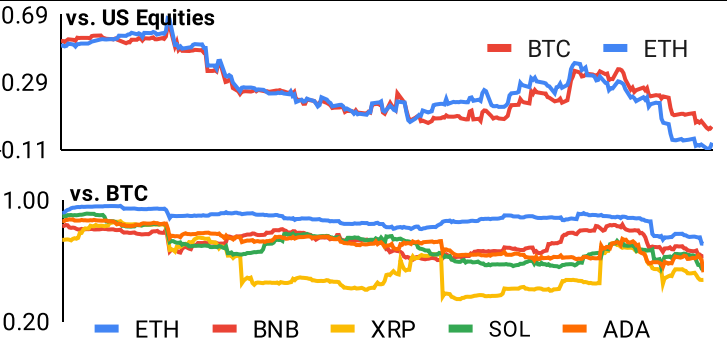
Global Equity Markets							SPX vs. BTC, LTM	
	US	USGrwth	UK	Germany	Japan	HK		
1D	1%	1%	1%	0%	1%	0%		
7D	0%	0%	0%	2%	1%	-2%		
90D	3%	5%	2%	7%	2%	-7%		
365D	19%	40%	7%	18%	16%	-17%		

10-Year Treasury Yields							Commodities & FX					
	US	Brazil	UK	Germany	Japan	HK		WTI	Gas	Gold	USD/EUR	USD/JPY
Last	4.22%	10.86%	4.04%	2.26%	0.77%	3.56%	Last	70.8	2.56	2,022	0.93	144.4
1d Chg	0.10	0.00	0.07	0.07	0.00	-0.06	1d % Chg	2.1%	-0.9%	-1.2%	0.4%	0.2%

Volatility

Annualized Volatility							Rolling 3M Annualized Volatility, LTM			
	BTC	ETH	BNB	XRP	SOL	ADA				
30D	49%	65%	52%	49%	141%	79%				
90D	41%	47%	38%	48%	103%	57%				
180D	38%	42%	37%	116%	90%	63%				
365D	43%	46%	44%	93%	97%	64%				

Correlations

Intra-Crypto Correlations, LTM							Rolling 3M Correlations, LTM				
	BTC	ETH	BNB	XRP	SOL	ADA					
BTC											
ETH	0.84										
BNB	0.68	0.70									
XRP	0.39	0.47	0.39								
SOL	0.63	0.64	0.55	0.39							
ADA	0.66	0.71	0.66	0.65	0.65						

Stablecoins

Stablecoin Market Size and Volume, \$m					Stablecoin Dominance (LHS) & Market Cap \$b (RHS), LTM	
Ticker	Price	1d Vol	20d Avg Vol	Market Cap		
USDT	1.00	52,946	41,006	90,276		
USDC	1.00	6,961	5,016	24,362		
DAI	1.00	325	317	5,349		
TUSD	1.00	231	220	2,632		
BUSD	1.00	365	389	1,536		
USDD	1.00	46	43	721		
						— Mkt Cap (RHS: \$b) ■ Others ■ USDC ■ USDT

Ethereum Mainnet & Layer 2s

Mainnet & Layer 2 Transactions (m/day) and L2 TVL (\$m)					Transactions (m/day), Rolling 90-Day Average, LTM	
Network	1d	30d Avg	TVL	Tech Type		
Ethereum	1.2	1.1	-	Mainnet		
Arbitrum One	0.7	0.8	8,500	ORU		
zkSync Era	0.9	0.7	570	ZKR		
dYdX v3	0.4	0.4	358	App-specific ZKR		
Starknet	0.2	0.4	157	ZKR		
Linea	0.5	0.4	167	ZKR		
OP Mainnet	0.3	0.3	4,480	ORU		
Base	0.2	0.2	648	ORU		
Immutable X	0.2	0.2	210	App-specific Validium		
Mantle	0.3	0.2	250	Optimium		

Layer 2 Token Performance & Market Cap (\$m)					
	MATIC	MNT	IMX	OP	ARB
30d Return	15%	47%	79%	38%	9%
Market Cap	8,210	2,010	1,960	1,920	1,480

NFTs and DAOs

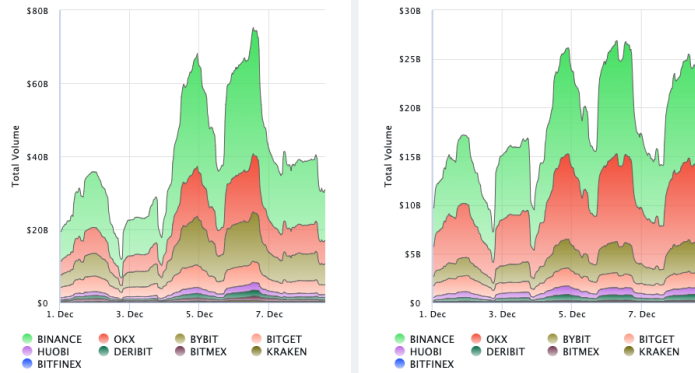
NFT Collection Stats (in ETH)						DAO Treasury Amount (\$m) and Composition					
Collection	Floor	Listings	3M Ret.	3M Vol	Market Cap	DAO	Treasury	Stables	BTC/ETH	Own Tokens	Other
CryptoPunks	56.3	959	21%	33,774	562,600	Arbitrum	4,084	0%	0%	100%	0%
Bored Ape	29.5	400	9%	172,539	295,340	Uniswap	2,636	0%	0%	100%	0%
Autoglyphs	215.0	5	8%	150	110,080	Mantle	2,514	8%	16%	75%	1%
Mutant Ape	5.6	965	7%	76,514	108,726	Optimism	1,869	0%	0%	100%	0%
Pudgy Penguins	11.2	561	181%	41,373	99,723	Ethereum	743	0%	100%	0%	0%
Squiggle	9.2	225	-3%	2,796	92,345	ENS	679	2%	1%	97%	0%
Fidenza	67.8	49	9%	1,337	67,710	Golem	410	0%	96%	4%	0%
Azuki	6.4	608	61%	29,400	63,580	Gnosis	383	9%	27%	47%	17%
The Captainz	4.8	198	37%	20,002	48,064	Marinade Fin:	382	0%	0%	100%	0%
YOU THE REAL M	95.0	3	217%	2,679	39,900	Lido	365	1%	25%	74%	0%

Crypto News

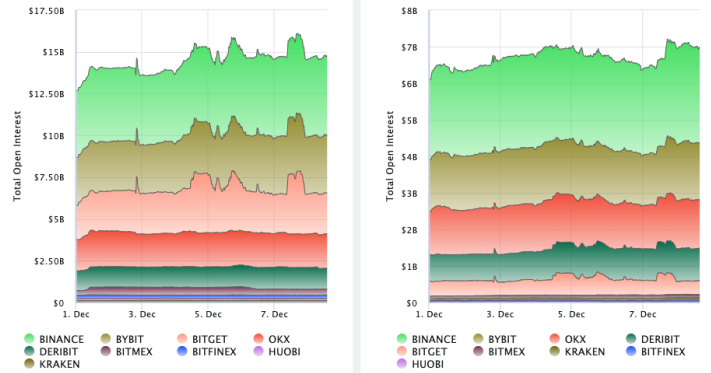
- [Bitcoin Dips as U.S. November Job Growth of 199K Tops Estimates - CoinDesk](#)
- [El Salvador Could Rake In \\$1B Bitcoin Investment per Year With New 'Freedom VISA' - CoinDesk](#)
- [China, Singapore to let each other's tourists pay with digital yuan - South China Morning Post](#)
- [Binance Founder Ordered to Remain in U.S. Before Sentencing - The New York Times](#)
- [What to know about Jito's \\$165M JTO airdrop - Blockworks](#)
- [Terraform Labs founder Do Kwon faces US extradition: WSJ - Blockworks](#)
- [Solana's NFT marketplace booms, with Tensor in top spot - Blockworks](#)
- [JPMorgan's Jamie Dimon: I'd shut crypto down - Blockworks](#)
- [Binance Withdraws License Application for Abu Dhabi Investment Fund - CoinDesk](#)

Crypto Futures

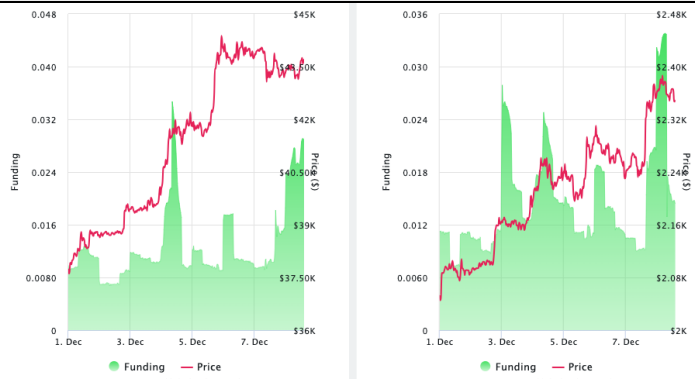
Futures Volume (BTC LHS ; ETH RHS), 1d



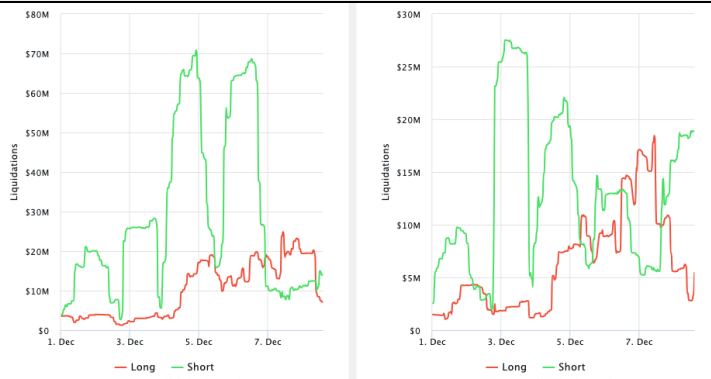
Futures Open Interest (BTC LHS ; ETH RHS)



Volume Weighted Funding Rate (BTC LHS ; ETH RHS), 1d

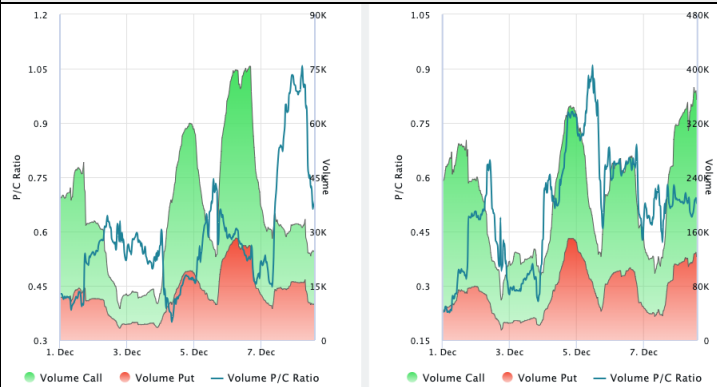


Liquidations (BTC LHS ; ETH RHS), 1d

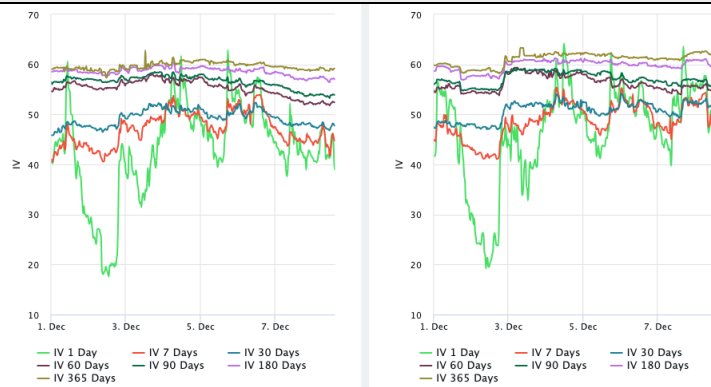


Crypto Options

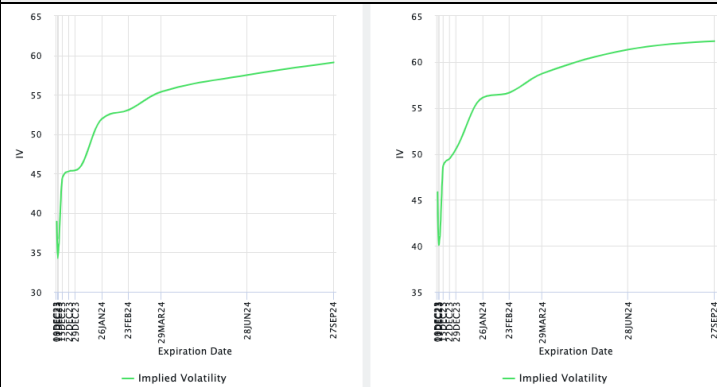
Options Volume & Put/Call Ratio (BTC LHS ; ETH RHS), 1d



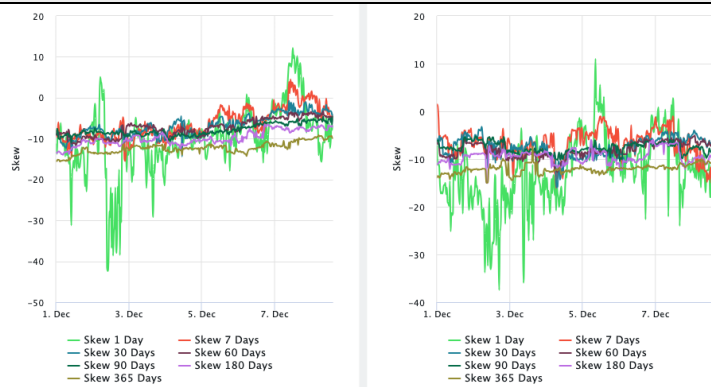
ATM Implied Volatility (BTC LHS ; ETH RHS)



ATM Implied Vol Term Structure (BTC LHS ; ETH RHS)



25 Delta Skew (BTC LHS ; ETH RHS)



About GSR

GSR has over a decade of extensive experience in the crypto market, serving as a trusted liquidity provider and active, multi-stage investor. Our suite of services includes OTC Trading, Derivatives, and Market Making. GSR is actively involved in every major sector of the digital asset ecosystem, working with token issuers, institutional investors, miners, and leading trading venues.

For more information or if we can help with anything, please see gsr.io or contact us at gsr@gsr.io.

Follow GSR for more content: [Twitter](#) [Telegram](#) [LinkedIn](#)

Authors

Matt Kunke, Research Analyst [Twitter](#) [Telegram](#) [LinkedIn](#)
Brian Rudick, Senior Strategist [Twitter](#) [Telegram](#) [LinkedIn](#)

Required Disclosures

This material is provided by GSR (the "Firm") solely for informational purposes, is intended only for sophisticated, institutional investors and does not constitute an offer or commitment, a solicitation of an offer or commitment, or any advice or recommendation, to enter into or conclude any transaction (whether on the terms shown or otherwise), or to provide investment services in any state or country where such an offer or solicitation or provision would be illegal. The Firm is not and does not act as an advisor or fiduciary in providing this material. GSR is not authorised or regulated in the UK by the Financial Conduct Authority. The protections provided by the UK regulatory system will not be available to you. Specifically, information provided herein is intended for institutional persons only and is not suitable for retail persons in the United Kingdom, and no solicitation or recommendation is being made to you in regards to any products or services.

This material is not a research report, and not subject to any of the independence and disclosure standards applicable to research reports prepared pursuant to FINRA or CFTC research rules. This material is not independent of the Firm's proprietary interests, which may conflict with the interests of any counterparty of the Firm. The Firm trades instruments discussed in this material for its own account, may trade contrary to the views expressed in this material, and may have positions in other related instruments.

Information contained herein is based on sources considered to be reliable, but is not guaranteed to be accurate or complete. Any opinions or estimates expressed herein reflect a judgment made by the author(s) as of the date of publication, and are subject to change without notice. Trading and investing in digital assets involves significant risks including price volatility and illiquidity and may not be suitable for all investors. The Firm is not liable whatsoever for any direct or consequential loss arising from the use of this material. Copyright of this material belongs to GSR. Neither this material nor any copy thereof may be taken, reproduced or redistributed, directly or indirectly, without prior written permission of GSR

Notes & Sources

All options data is based on Deribit and derivatives graphics are from Laevidas. Market returns are based on price returns for the following ETFs: VOO, QQQ, EWU, EWG, EWJ, and EWH. Onchain volumes are not considered and thus certain token volumes may be understated (e.g., stETH).

CoinGecko	Santiment	DefiLlama	CoinMarketCap	Laevidas
L2Beat	Google Finance	TradingView	Deribit	WorldCoinIndex
Cryptorank	Investing.com	NFT Price Floor	CryptoSlate	