











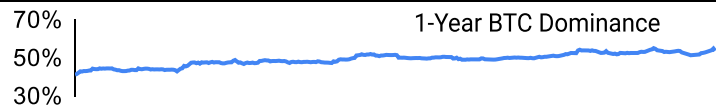
Crypto Leaderboard

Rank	Name	Ticker	Price	24h	7d	30d	24h Vol \$m	MC \$m	1-Year Chart
1	Bitcoin	BTC	\$45,176	-3%	5%	10%	41,278	885,214	
2	Ethereum	ETH	\$2,388	6%	8%	7%	39,313	286,652	
3	Tether	USDT	\$1.00	0%	0%	0%	62,350	94,292	
4	BNB	BNB	\$293	-3%	-7%	19%	1,319	45,073	
5	Solana	SOL	\$93.8	-7%	-5%	34%	3,036	40,466	
6	XRP Ledger	XRP	\$0.56	-1%	-4%	-10%	1,723	30,160	
7	USD Coin	USDC	\$1.00	0%	0%	0%	17,741	25,154	
8	Lido stETH	STETH	\$2,383	5%	7%	7%	36	22,176	
9	Cardano	ADA	\$0.50	-3%	-10%	-9%	632	17,520	
10	Avalanche	AVAX	\$34.2	-4%	-7%	-10%	778	12,529	

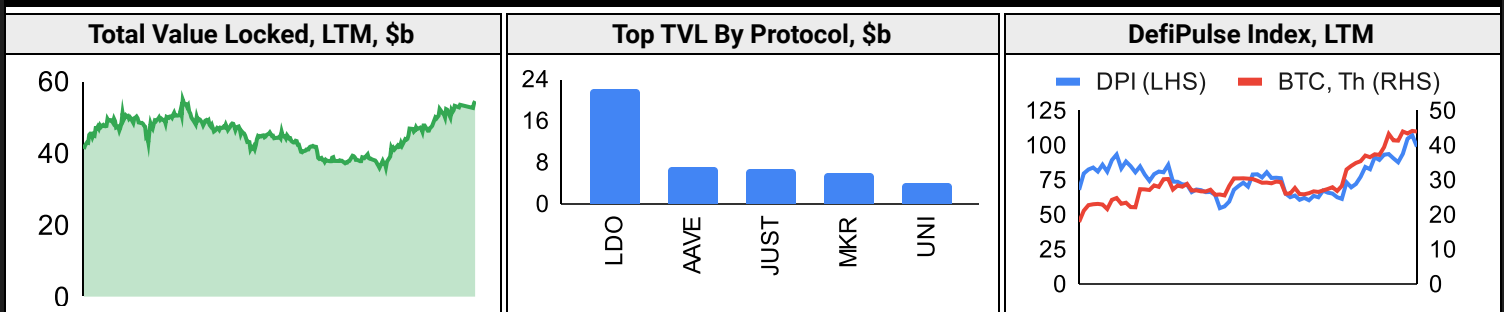
Top & Bottom Performers - Top 100 Tokens

24h		7 Days		30 Days		90 Days		365 Days	
LDO	20%	LDO	24%	SEI	167%	BONK	7678%	INJ	2486%
ARB	14%	AKT	24%	ICP	135%	OSMO	603%	KAS	2284%
OP	12%	BONK	19%	OSMO	106%	SEI	527%	AKT	1462%
MKR	9%	TIA	19%	AKT	99%	INJ	409%	BONK	808%
SATS	-8%	NEAR	-17%	WEMIX	-25%	FDUSD	0%	EOS	-25%
SEI	-11%	SEI	-18%	BTT	-26%	TUSD	0%	LUNC	-29%
TIA	-11%	MINA	-22%	TAO	-31%	USDD	-1%	CHZ	-39%
INJ	-13%	ASTR	-24%	LUNC	-33%	XMR	-3%	GALA	-41%

Category Performance

Category	7d	30d	90d	180d	365d	Ecosystem	7d	30d	90d	180d	365d
Scaling	-3%	55%	182%	100%	110%	Cosmos	-1%	28%	173%	132%	361%
Smart Contract	-9%	10%	106%	52%	72%	BSC	-8%	15%	99%	65%	197%
Currency	-2%	9%	48%	19%	61%	Polkadot	-10%	7%	74%	32%	31%
Other DeFi	1%	8%	101%	46%	275%	Polygon	-8%	3%	74%	34%	108%
IoT/Data/Comp.	-7%	4%	109%	75%	70%	Ethereum	2%	2%	58%	24%	61%
Lending	-3%	1%	56%	41%	64%	Solana	-15%	1%	130%	106%	204%
DEX	-8%	-5%	112%	73%	87%	Avalanche	-5%	0%	70%	35%	58%
Gaming/Entertai	-9%	-7%	84%	65%	32%	Tron	-5%	-1%	32%	28%	57%
CEXs	-5%	-9%	55%	25%	36%						
Meme	-5%	-14%	39%	8%	45%						
Privacy	-23%	-24%	2%	-24%	-40%						

DeFi



Trading Volume

Aggregate Volumes by Product, \$b					Top Derivatives Exchanges, \$m and bps					Top Spot Exchanges, \$m		
Product	1d	7d	30d	O/I	Exchange	1d Vol	O/I	Mkr	Tkr	Exchange	Score	1d Vol
Spot	47	313	1,170	n/a	Binance	72,336	11,242	2.0	4.0	Binance	9.9	18,319
Perpetuals	441	1,530	7,870	105	Bybit	25,305	7,424	2.0	5.5	Coinbase	8.6	3,538
Futures	1	6	18	1	OKX	32,684	3,898	2.0	5.0	Kraken	8.3	1,559
Options	3	12	41	n/a	KuCoin	3,244	1,490	2.0	6.0	KuCoin	7.8	1,497

Daily Spot Volume, Top 100 Tokens Last 20d, \$b				Top Volume, 1d, \$m		Top Volume, %20d Avg		Low Volume, %20d Avg	
				USDT	63,253	WBTC	278%	RETH	21%
				BTC	39,401	BONK	235%	IOTA	46%
				ETH	19,965	LDO	209%	MINA	49%
				USDC	8,084	ETC	198%	AXS	51%
				FDUSD	4,644	MNT	191%	QNT	56%

Traditional Finance

Global Equity Markets							SPX vs. BTC, LTM	
	US	USGrwth	UK	Germany	Japan	HK		
1D	0%	0%	-1%	-1%	-1%	-1%		
7D	0%	1%	0%	-1%	1%	-3%		
90D	9%	10%	4%	10%	8%	-5%		
365D	24%	51%	8%	12%	19%	-22%		

10-Year Treasury Yields							Commodities & FX					
	US	Brazil	UK	Germany	Japan	HK		WTI	Gas	Gold	USD/EUR	USD/JPY
Last	3.99%	10.63%	3.81%	2.17%	0.58%	3.46%	Last	73.2	3.06	2,037	0.91	145.3
1d Chg	-0.03	-0.03	0.03	-0.02	-0.01	-0.06	1d % Chg	1.3%	-4.0%	0.2%	-0.1%	0.6%

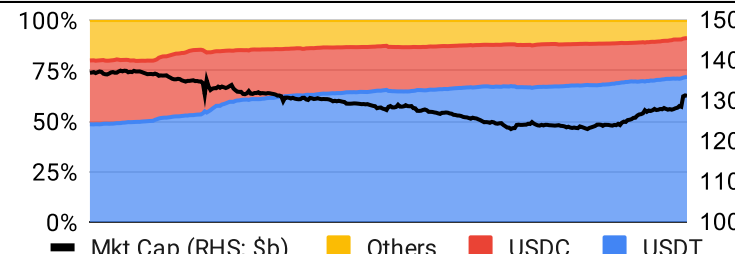
Volatility

Annualized Volatility							Rolling 3M Annualized Volatility, LTM			
	BTC	ETH	BNB	SOL	XRP	ADA				
30D	47%	50%	64%	120%	46%	100%				
90D	47%	52%	51%	119%	52%	84%				
180D	40%	43%	41%	96%	51%	66%				
365D	45%	47%	44%	97%	94%	69%				

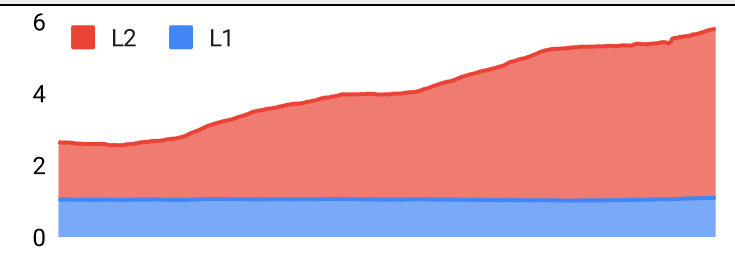
Correlations

Intra-Crypto Correlations, LTM							Rolling 3M Correlations, LTM				
	BTC	ETH	BNB	SOL	XRP	ADA					
BTC											
ETH	0.83										
BNB	0.61	0.62									
SOL	0.64	0.63	0.49								
XRP	0.41	0.48	0.35	0.41							
ADA	0.66	0.67	0.57	0.63	0.63						

Stablecoins

Stablecoin Market Size and Volume, \$m					Stablecoin Dominance (LHS) & Market Cap \$b (RHS), LTM	
Ticker	Price	1d Vol	20d Avg Vol	Market Cap		
USDT	1.00	63,253	51,940	94,375		
USDC	1.00	8,084	5,776	25,192		
DAI	1.00	274	253	5,349		
TUSD	1.00	330	304	2,136		
USDD	0.99	16	17	716		
FRAX	1.00	35	16	648		

Ethereum Mainnet & Layer 2s

Transactions (m/day), Rolling 90-Day Average, LTM					
	L2	L1			
					
Layer 2 Token Performance & Market Cap (\$m)					
	#VALUE	#VALU	#VALU	#VALUE!	#VALUE!
30d Return	0%	0%	0%	0%	0%
Market Cap	#VALUE	#VALU	#VALU	#VALUE!	#VALUE!

NFTs and DAOs

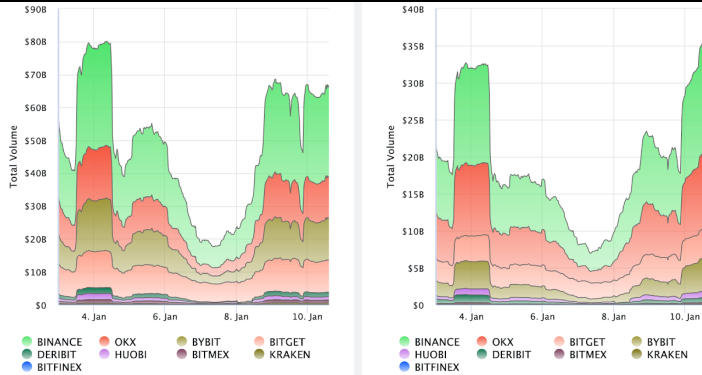
NFT Collection Stats (in ETH)						DAO Treasury Amount (\$m) and Composition					
Collection	Floor	Listings	3M Ret.	3M Vol	Market Cap	DAO	Treasury	Stables	BTC/ETH	Own Tokens	Other
CryptoPunks	54.0	973	20%	32,081	539,900	Arbitrum	6,995	0%	0%	100%	0%
Bored Ape	23.6	380	-6%	183,949	235,888	Optimism	3,184	0%	0%	100%	0%
Autoglyphs	250.0	5	47%	440	128,000	Mantle	2,558	5%	8%	78%	10%
Pudgy Penguins	10.6	492	115%	84,514	94,186	Uniswap	2,383	0%	0%	100%	0%
Mutant Ape	4.5	1,088	-7%	104,996	88,306	ENS	1,070	2%	1%	98%	0%
Squiggle	7.5	233	-18%	2,580	74,655	Ethereum	746	0%	100%	0%	0%
Fidenza	73.8	34	48%	2,254	73,726	Lido	523	0%	18%	81%	0%
Azuki	6.7	526	60%	77,382	66,980	Golem	415	0%	96%	4%	0%
The Sandbox	0.3	493	20%	535	47,366	Gnosis	342	10%	29%	43%	18%
The Captainz	4.0	126	17%	20,728	39,965	Volta Club	279	32%	0%	0%	67%

Crypto News

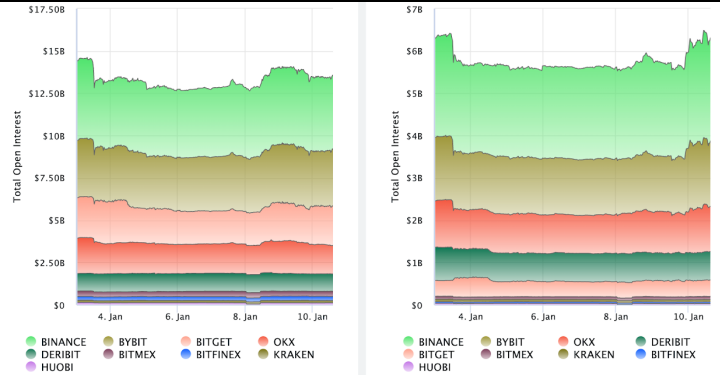
- [BlackRock, ARK 21Shares Follow Rivals in Cutting Bitcoin ETF Fees - CoinDesk](#)
- [Brevan Howard, Hamilton Lane Back New Tokenization Platform Libre - CoinDesk](#)
- [Binance, KuCoin, Other Exchanges, Served Notice by Indian Government Removed From Apple's App Store - CoinDesk](#)
- [PayPal's Stablecoin Part of Third Largest Liquidity Pool on Curve - CoinDesk](#)
- [Bitcoin ETF approval 'rehearsal' favored sell-the-news reaction — Analyst - Cointelegraph](#)
- [BitGo gains in-principle approval for MPI license in Singapore - Cointelegraph](#)
- [SEC did not have 2FA enabled: X safety team on fake Bitcoin ETF post - Cointelegraph](#)
- [Gary Gensler reports SEC X account 'compromised' — No spot Bitcoin ETF approval yet - Cointelegraph](#)
- [FINRA adds crypto assets section to its annual oversight report - Cointelegraph](#)

Crypto Futures

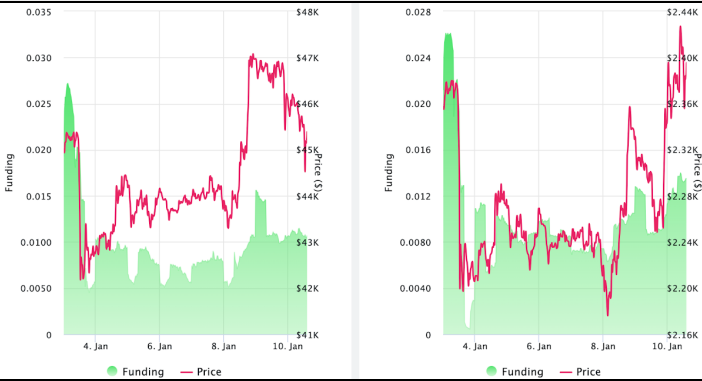
Futures Volume (BTC LHS ; ETH RHS), 1d



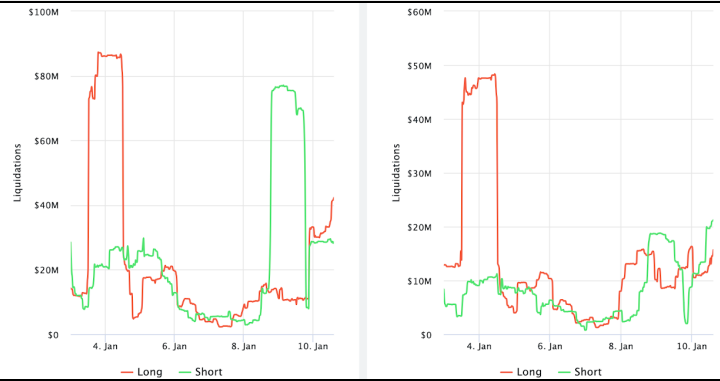
Futures Open Interest (BTC LHS ; ETH RHS)



OI Weighted Funding Rate (BTC LHS ; ETH RHS), 1d

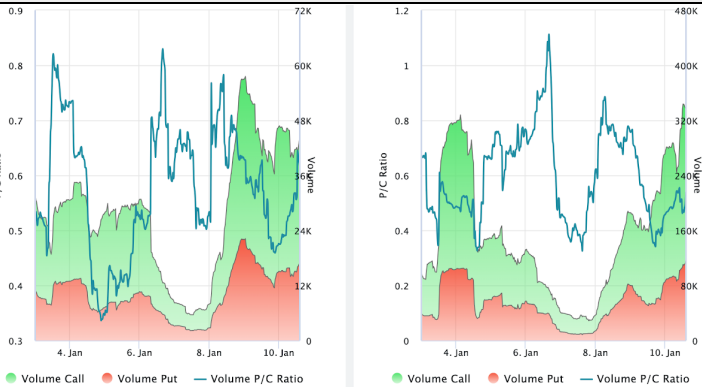


Liquidations (BTC LHS ; ETH RHS), 1d

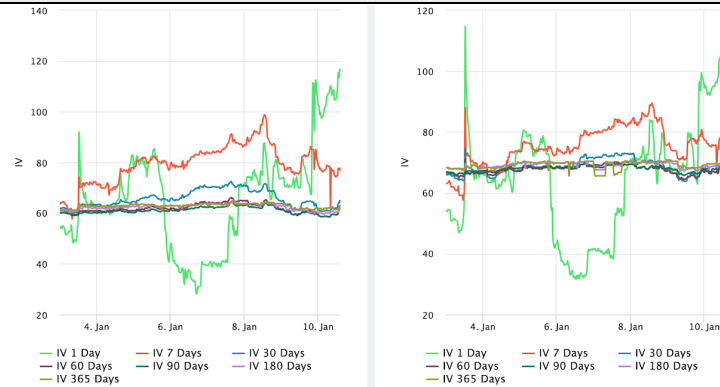


Crypto Options

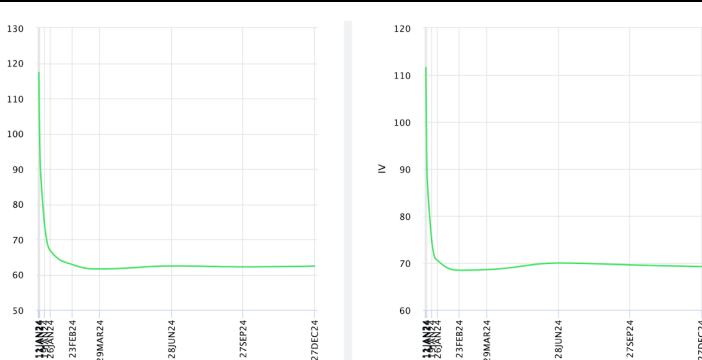
Options Volume & Put/Call Ratio (BTC LHS ; ETH RHS), 1d



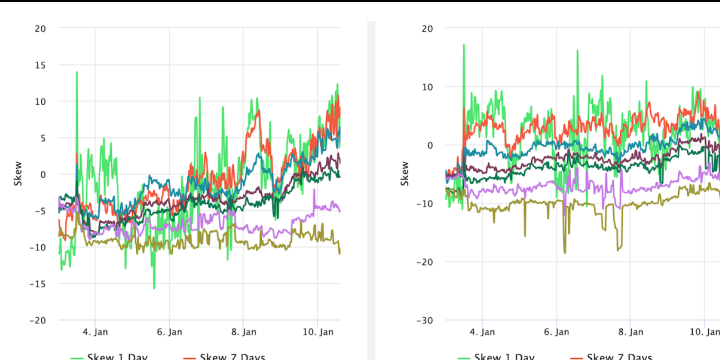
ATM Implied Volatility (BTC LHS ; ETH RHS)



ATM Implied Vol Term Structure (BTC LHS ; ETH RHS)



25 Delta Skew (BTC LHS ; ETH RHS)





January 10, 2024

About GSR

GSR has over a decade of extensive experience in the crypto market, serving as a trusted liquidity provider and active, multi-stage investor. Our suite of services includes OTC Trading, Derivatives, and Market Making. GSR is actively involved in every major sector of the digital asset ecosystem, working with token issuers, institutional investors, miners, and leading trading venues.

For more information or if we can help with anything, please see gsr.io or contact us at gsr@gsr.io.

Follow GSR for more content: [Twitter](#) [Telegram](#) [LinkedIn](#)

Authors

Matt Kunke, Research Analyst [Twitter](#) [Telegram](#) [LinkedIn](#)
Brian Rudick, Senior Strategist [Twitter](#) [Telegram](#) [LinkedIn](#)

Required Disclosures

This material is provided by GSR (the "Firm") solely for informational purposes, is intended only for sophisticated, institutional investors and does not constitute an offer or commitment, a solicitation of an offer or commitment, or any advice or recommendation, to enter into or conclude any transaction (whether on the terms shown or otherwise), or to provide investment services in any state or country where such an offer or solicitation or provision would be illegal. The Firm is not and does not act as an advisor or fiduciary in providing this material. GSR is not authorised or regulated in the UK by the Financial Conduct Authority. The protections provided by the UK regulatory system will not be available to you. Specifically, information provided herein is intended for institutional persons only and is not suitable for retail persons in the United Kingdom, and no solicitation or recommendation is being made to you in regards to any products or services.

This material is not a research report, and not subject to any of the independence and disclosure standards applicable to research reports prepared pursuant to FINRA or CFTC research rules. This material is not independent of the Firm's proprietary interests, which may conflict with the interests of any counterparty of the Firm. The Firm trades instruments discussed in this material for its own account, may trade contrary to the views expressed in this material, and may have positions in other related instruments.

Information contained herein is based on sources considered to be reliable, but is not guaranteed to be accurate or complete. Any opinions or estimates expressed herein reflect a judgment made by the author(s) as of the date of publication, and are subject to change without notice. Trading and investing in digital assets involves significant risks including price volatility and illiquidity and may not be suitable for all investors. The Firm is not liable whatsoever for any direct or consequential loss arising from the use of this material. Copyright of this material belongs to GSR. Neither this material nor any copy thereof may be taken, reproduced or redistributed, directly or indirectly, without prior written permission of GSR

Notes & Sources

All options data is based on Deribit and derivatives graphics are from Laevidas. Market returns are based on price returns for the following ETFs: VOO, QQQ, EWU, EWG, EWJ, and EWH. Onchain volumes are not considered and thus certain token volumes may be understated (e.g., stETH).

CoinGecko	Santiment	DefiLlama	CoinMarketCap	Laevidas
L2Beat	Google Finance	TradingView	Deribit	WorldCoinIndex
Cryptorank	Investing.com	NFT Price Floor	CryptoSlate	