











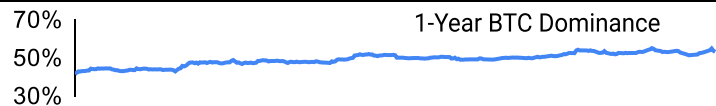
Crypto Leaderboard

Rank	Name	Ticker	Price	24h	7d	30d	24h Vol \$m	MC \$m	1-Year Chart
1	Bitcoin	BTC	\$48,844	9%	11%	18%	58,501	954,850	
2	Ethereum	ETH	\$2,673	12%	18%	22%	53,061	321,950	
3	Tether	USDT	\$1.00	0%	0%	0%	81,569	96,170	
4	BNB	BNB	\$317	9%	-2%	24%	1,958	49,055	
5	Solana	SOL	\$107	15%	2%	56%	4,950	46,295	
6	XRP Ledger	XRP	\$0.62	12%	5%	-1%	2,542	33,713	
7	USD Coin	USDC	\$1.00	0%	0%	0%	23,962	25,590	
8	Lido stETH	STETH	\$2,671	12%	18%	22%	54	24,928	
9	Cardano	ADA	\$0.60	21%	5%	4%	1,433	21,297	
10	Avalanche	AVAX	\$41.	21%	6%	10%	1,442	14,976	

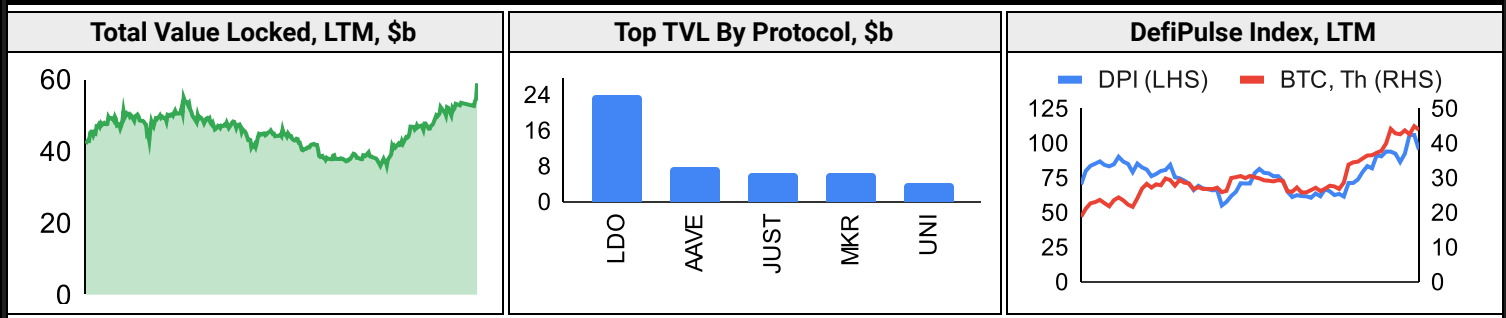
Top & Bottom Performers - Top 100 Tokens

24h		7 Days		30 Days		90 Days		365 Days	
ETC	48%	ETC	49%	SEI	223%	BONK	9410%	INJ	2742%
SUI	35%	BONK	41%	ICP	144%	OSMO	675%	KAS	2451%
XTZ	30%	MNT	37%	STX	108%	SEI	651%	BONK	1667%
SEI	26%	RPL	34%	ASTR	107%	INJ	446%	STX	712%
USDT	0%	XMR	-6%	KCS	-22%	USDC	0%	EOS	-18%
DAI	0%	BGB	-6%	WEMIX	-25%	FDUSD	0%	LUNC	-21%
USDC	0%	APT	-9%	TAO	-25%	TUSD	0%	GALA	-26%
LDO	-1%	ASTR	-9%	LUNC	-26%	USDD	-1%	CHZ	-31%

Category Performance

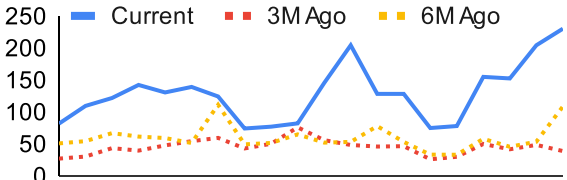
Category	7d	30d	90d	180d	365d	Ecosystem	7d	30d	90d	180d	365d
Scaling	8%	77%	232%	133%	140%	Cosmos	3%	27%	198%	157%	391%
Smart Contract	5%	25%	136%	76%	91%	BSC	1%	25%	124%	89%	231%
Other DeFi	8%	20%	119%	63%	313%	Solana	0%	19%	159%	124%	231%
Currency	9%	19%	65%	34%	79%	Polkadot	-1%	17%	95%	50%	48%
IoT/Data/Comp.	2%	17%	137%	100%	96%	Ethereum	12%	16%	76%	40%	78%
Lending	5%	11%	69%	53%	72%	Avalanche	5%	14%	93%	53%	75%
DEX	2%	10%	139%	96%	109%	Polygon	1%	13%	92%	52%	134%
Gaming/Entertai	1%	4%	111%	88%	49%	Tron	-1%	3%	38%	30%	61%
Privacy	-1%	4%	35%	5%	-17%						
Meme	3%	-4%	52%	20%	64%						
CEXs	-1%	-6%	65%	33%	42%						

DeFi

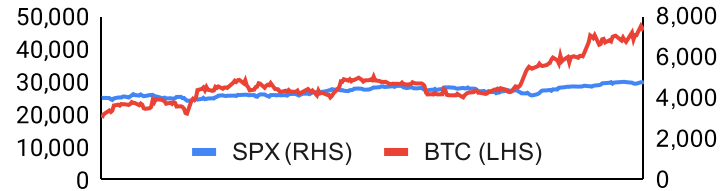


Trading Volume

Aggregate Volumes by Product, \$b					Top Derivatives Exchanges, \$m and bps					Top Spot Exchanges, \$m		
Product	1d	7d	30d	O/I	Exchange	1d Vol	O/I	Mkr	Tkr	Exchange	Score	1d Vol
Spot	62	338	1,290	n/a	Binance	98,708	12,565	2.0	4.0	Binance	9.9	26,462
Perpetuals	680	1,760	8,570	132	Bybit	33,937	8,115	2.0	5.5	Coinbase	8.7	5,274
Futures	1	6	20	1	OKX	44,293	4,463	2.0	5.0	Kraken	8.2	2,255
Options	4	16	48	n/a	KuCoin	4,191	1,765	2.0	6.0	KuCoin	7.8	2,239

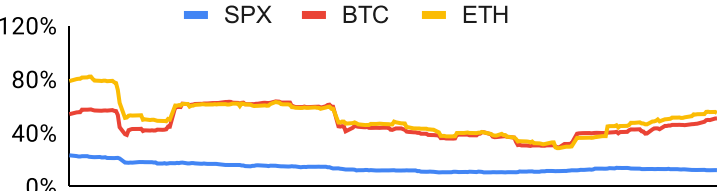
Daily Spot Volume, Top 100 Tokens Last 20d, \$b				Top Volume, 1d, \$m		Top Volume, %20d Avg		Low Volume, %20d Avg	
				USDT	91,410	ETC	632%	RETH	20%
				BTC	54,339	MNT	316%	IOTA	78%
				ETH	30,613	XTZ	308%	CAKE	80%
				USDC	10,735	WBTC	286%	MINA	85%
				FDUSD	6,535	XDC	260%	CHZ	88%

Traditional Finance

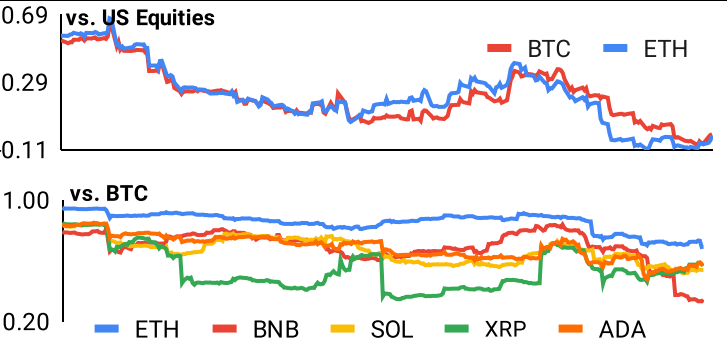
Global Equity Markets							SPX vs. BTC, LTM	
	US	USGrwth	UK	Germany	Japan	HK		
1D	1%	1%	0%	0%	2%	0%		
7D	2%	3%	0%	1%	3%	-3%		
90D	10%	11%	5%	12%	10%	-4%		
365D	24%	51%	7%	12%	22%	-23%		

10-Year Treasury Yields							Commodities & FX					
	US	Brazil	UK	Germany	Japan	HK	Last	WTI	Gas	Gold	USD/EUR	USD/JPY
Last	4.04%	10.61%	3.85%	2.18%	0.59%	3.45%	Last	72.8	2.99	2,033	0.91	146.0
1d Chg	0.01	-0.04	0.02	-0.01	-0.01	-0.06	1d % Chg	2.0%	-1.5%	0.3%	0.2%	0.2%

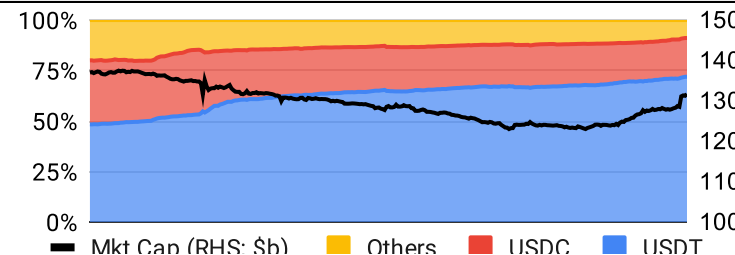
Volatility

Annualized Volatility							Rolling 3M Annualized Volatility, LTM		
	BTC	ETH	BNB	SOL	XRP	ADA			
30D	48%	61%	63%	117%	51%	108%			
90D	48%	55%	51%	118%	54%	87%			
180D	41%	45%	41%	96%	52%	68%			
365D	45%	48%	44%	97%	94%	70%			

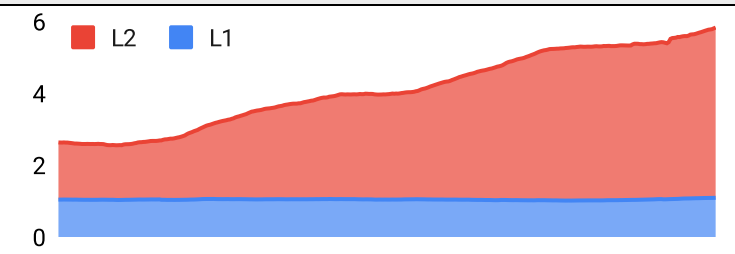
Correlations

Intra-Crypto Correlations, LTM							Rolling 3M Correlations, LTM	
	BTC	ETH	BNB	SOL	XRP	ADA		
BTC								
ETH	0.82							
BNB	0.61	0.62						
SOL	0.64	0.62	0.49					
XRP	0.40	0.48	0.35	0.41				
ADA	0.66	0.69	0.57	0.63	0.63			

Stablecoins

Stablecoin Market Size and Volume, \$m					Stablecoin Dominance (LHS) & Market Cap \$b (RHS), LTM	
Ticker	Price	1d Vol	20d Avg Vol	Market Cap		
USDT	1.00	91,410	54,722	94,692		
USDC	1.00	10,735	6,113	25,255		
DAI	1.00	286	256	5,348		
TUSD	1.00	534	321	2,104		
USDD	0.99	18	17	718		
FRAX	1.00	28	16	649		
						— Mkt Cap (RHS: \$b) Others USDC USDT

Ethereum Mainnet & Layer 2s

Mainnet & Layer 2 Transactions (m/day) and L2 TVL (\$m)				Transactions (m/day), Rolling 90-Day Average, LTM	
Network	1d	30d Avg	TVL		
zkSync Era	1.1	1.4	561		
Arbitrum One	1.2	1.3	11,420		
Ethereum	1.2	1.1	-		
Mantle	0.4	0.5	308		
OP Mainnet	0.4	0.4	6,510		
Linea	0.2	0.3	201		
The circuit of the dYdX v3	0.5	0.3	357		
Base	0.3	0.3	794		
Immutable X	0.2	0.2	202		
Arbitrum Nova	0.3	0.2	34		

Layer 2 Token Performance & Market Cap (\$m)					
	MATIC	OP	IMX	ARB	MNT
30d Return	7%	68%	11%	95%	40%
Market Cap	8,870	3,700	3,010	2,900	2,600

NFTs and DAOs

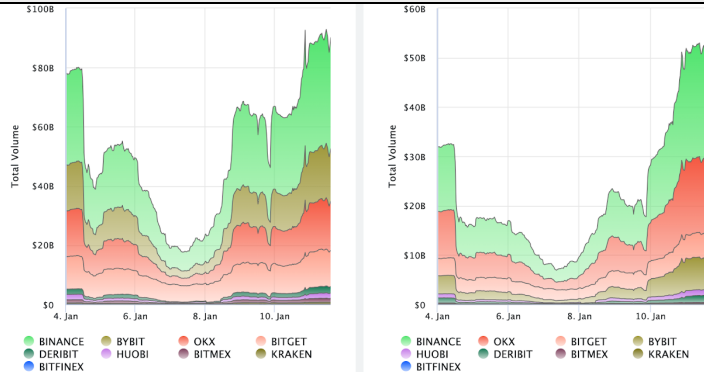
NFT Collection Stats (in ETH)						DAO Treasury Amount (\$m) and Composition					
Collection	Floor	Listings	3M Ret.	3M Vol	Market Cap	DAO	Treasury	Stables	BTC/ETH	Own Tokens	Other
CryptoPunks	54.0	970	20%	32,027	539,900	Arbitrum	8,194	0%	0%	100%	0%
Bored Ape	22.5	414	-8%	183,000	224,690	Optimism	3,454	0%	0%	100%	0%
Autoglyphs	250.0	5	47%	440	128,000	Mantle	3,086	4%	7%	80%	9%
Pudgy Penguins	10.7	464	122%	85,273	94,995	Uniswap	2,736	0%	0%	100%	0%
Mutant Ape	4.2	1,129	-10%	105,665	81,642	ENS	1,527	1%	1%	98%	0%
Squiggle	7.7	241	-20%	2,614	76,454	Ethereum	823	0%	100%	0%	0%
Fidenza	73.8	35	48%	2,319	73,726	Lido	520	0%	20%	79%	0%
Azuki	6.8	518	66%	78,664	67,580	Golem	457	0%	97%	3%	0%
The Sandbox	0.3	553	26%	546	45,603	Gnosis	381	9%	29%	44%	18%
The Captainz	3.8	135	11%	20,747	38,396	Volta Club	282	32%	0%	0%	68%

Crypto News

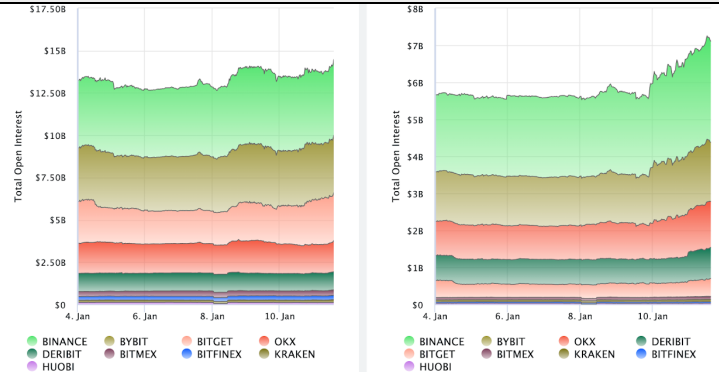
- [X reportedly no longer supports NFT profile pictures - Blockworks](#)
- [Liquidity-Focused Berachain Opens Layer-1 Testnet to Public - CoinDesk](#)
- [Stablecoin Issuer Circle Internet Files for IPO - CoinDesk](#)
- [Trader Buys \\$9M of Solana Meme Coin Dogwifhat, But Loses Over 60% to Slippage - CoinDesk](#)
- [Aave Community Votes To Integrate PayPal's Stablecoin - CoinDesk](#)
- [Polymarket punters gambled \\$12M on the outcome of spot Bitcoin ETFs - Cointelegraph](#)
- [Ethereum co-founder Vitalik Buterin calls for 33% increase in gas limit - Cointelegraph](#)
- [Spot Bitcoin ETF receives official approval from the SEC - Cointelegraph](#)
- [Ethereum's changing narrative, spot ETF and altcoin beta hype back ETH rally - Cointelegraph](#)

Crypto Futures

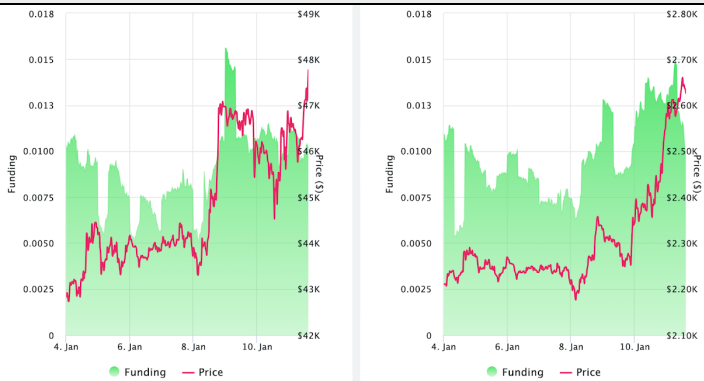
Futures Volume (BTC LHS ; ETH RHS), 1d



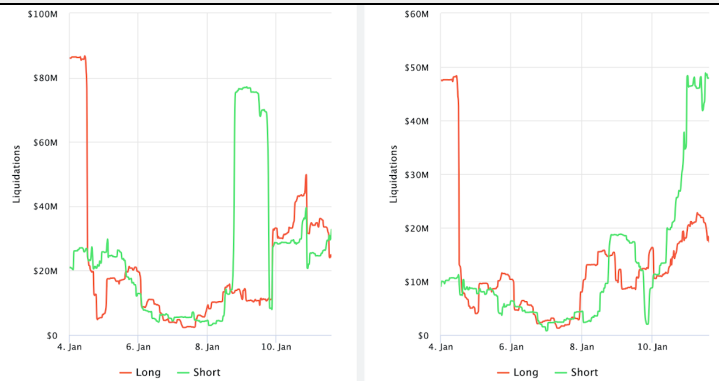
Futures Open Interest (BTC LHS ; ETH RHS)



OI Weighted Funding Rate (BTC LHS ; ETH RHS), 1d

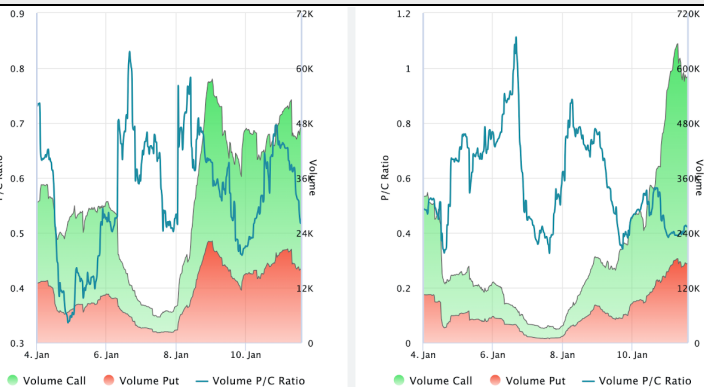


Liquidations (BTC LHS ; ETH RHS), 1d

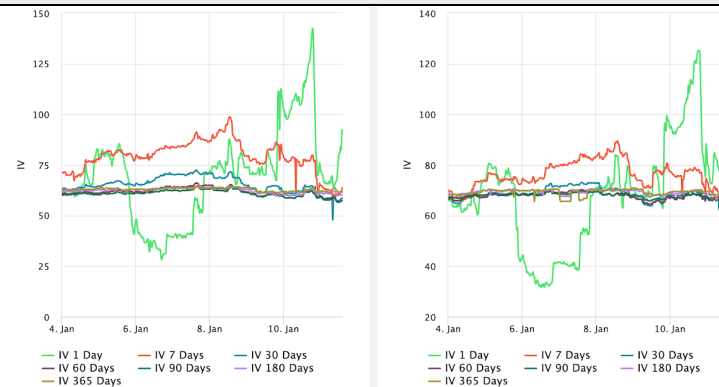


Crypto Options

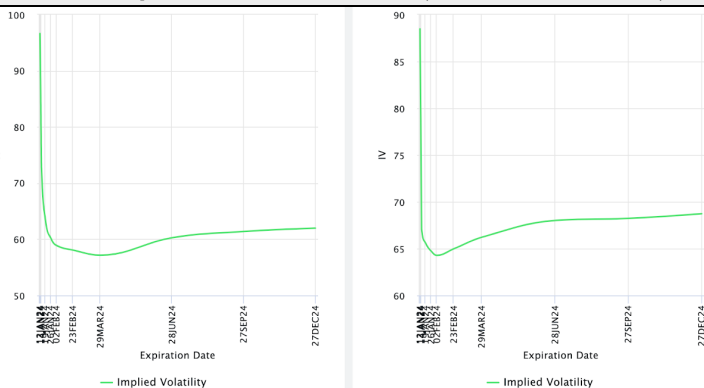
Options Volume & Put/Call Ratio (BTC LHS ; ETH RHS), 1d



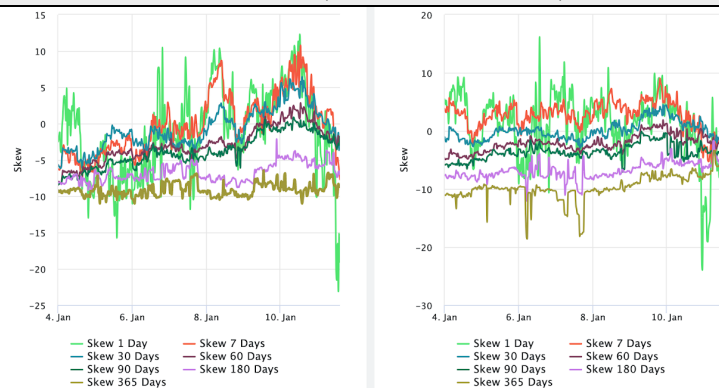
ATM Implied Volatility (BTC LHS ; ETH RHS)



ATM Implied Vol Term Structure (BTC LHS ; ETH RHS)



25 Delta Skew (BTC LHS ; ETH RHS)





January 11, 2024

About GSR

GSR has over a decade of extensive experience in the crypto market, serving as a trusted liquidity provider and active, multi-stage investor. Our suite of services includes OTC Trading, Derivatives, and Market Making. GSR is actively involved in every major sector of the digital asset ecosystem, working with token issuers, institutional investors, miners, and leading trading venues.

For more information or if we can help with anything, please see gsr.io or contact us at gsr@gsr.io.

Follow GSR for more content: [Twitter](#) [Telegram](#) [LinkedIn](#)

Authors

Matt Kunke, Research Analyst [Twitter](#) [Telegram](#) [LinkedIn](#)
Brian Rudick, Senior Strategist [Twitter](#) [Telegram](#) [LinkedIn](#)

Required Disclosures

This material is provided by GSR (the "Firm") solely for informational purposes, is intended only for sophisticated, institutional investors and does not constitute an offer or commitment, a solicitation of an offer or commitment, or any advice or recommendation, to enter into or conclude any transaction (whether on the terms shown or otherwise), or to provide investment services in any state or country where such an offer or solicitation or provision would be illegal. The Firm is not and does not act as an advisor or fiduciary in providing this material. GSR is not authorised or regulated in the UK by the Financial Conduct Authority. The protections provided by the UK regulatory system will not be available to you. Specifically, information provided herein is intended for institutional persons only and is not suitable for retail persons in the United Kingdom, and no solicitation or recommendation is being made to you in regards to any products or services.

This material is not a research report, and not subject to any of the independence and disclosure standards applicable to research reports prepared pursuant to FINRA or CFTC research rules. This material is not independent of the Firm's proprietary interests, which may conflict with the interests of any counterparty of the Firm. The Firm trades instruments discussed in this material for its own account, may trade contrary to the views expressed in this material, and may have positions in other related instruments.

Information contained herein is based on sources considered to be reliable, but is not guaranteed to be accurate or complete. Any opinions or estimates expressed herein reflect a judgment made by the author(s) as of the date of publication, and are subject to change without notice. Trading and investing in digital assets involves significant risks including price volatility and illiquidity and may not be suitable for all investors. The Firm is not liable whatsoever for any direct or consequential loss arising from the use of this material. Copyright of this material belongs to GSR. Neither this material nor any copy thereof may be taken, reproduced or redistributed, directly or indirectly, without prior written permission of GSR

Notes & Sources

All options data is based on Deribit and derivatives graphics are from Laevidas. Market returns are based on price returns for the following ETFs: VOO, QQQ, EWU, EWG, EWJ, and EWH. Onchain volumes are not considered and thus certain token volumes may be understated (e.g., stETH).

CoinGecko	Santiment	DefiLlama	CoinMarketCap	Laevidas
L2Beat	Google Finance	TradingView	Deribit	WorldCoinIndex
Cryptorank	Investing.com	NFT Price Floor	CryptoSlate	