











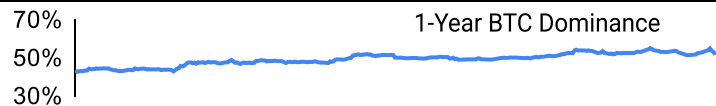
## Crypto Leaderboard

Rank	Name	Ticker	Price	24h	7d	30d	24h Vol \$m	MC \$m	1-Year Chart
1	Bitcoin	BTC	\$45,462	-7%	3%	6%	36,248	890,897	
2	Ethereum	ETH	\$2,685	1%	18%	19%	38,881	322,678	
3	Tether	USDT	\$1.00	0%	0%	0%	62,607	94,792	
4	BNB	BNB	\$310	-1%	-2%	23%	1,370	47,722	
5	Solana	SOL	\$98.2	-8%	-2%	39%	2,727	42,398	
6	XRP Ledger	XRP	\$0.60	-3%	4%	-5%	1,410	32,419	
7	USD Coin	USDC	\$1.00	0%	0%	0%	18,512	25,206	
8	Lido stETH	STETH	\$2,699	2%	19%	19%	24	24,763	
9	Cardano	ADA	\$0.58	-3%	8%	-12%	688	20,394	
10	Avalanche	AVAX	\$38.4	-7%	6%	-2%	862	14,114	

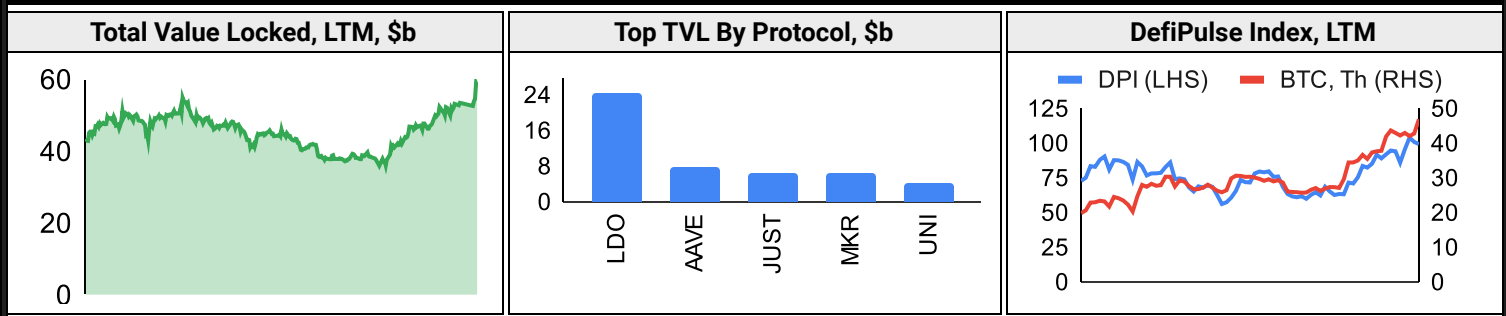
## Top & Bottom Performers - Top 100 Tokens

24h		7 Days		30 Days		90 Days		365 Days	
SUI	17%	ENS	81%	ENS	191%	BONK	7864%	INJ	2420%
ENS	12%	ETC	55%	SEI	187%	OSMO	642%	KAS	2102%
BLUR	12%	MNT	36%	ICP	105%	SEI	602%	BONK	1370%
OP	8%	SUI	34%	ARB	100%	HNT	409%	WEMIX	651%
SOL	-8%	ICP	-3%	WEMIX	-27%	USDC	0%	EOS	-19%
BEAM	-8%	BGB	-4%	KCS	-28%	FDUSD	0%	LUNC	-23%
RNDR	-9%	RUNE	-4%	LUNC	-28%	TUSD	0%	GALA	-31%
BONK	-13%	TAO	-7%	TAO	-32%	USDD	-1%	CHZ	-35%

## Category Performance

Category	7d	30d	90d	180d	365d	Ecosystem	7d	30d	90d	180d	365d
Scaling	15%	79%	238%	142%	137%	BSC	3%	23%	117%	89%	206%
Smart Contract	8%	19%	128%	75%	81%	Cosmos	2%	19%	181%	151%	342%
Other DeFi	6%	15%	110%	63%	276%	Polkadot	2%	13%	87%	50%	41%
Currency	9%	13%	63%	33%	70%	Ethereum	11%	13%	70%	39%	68%
IoT/Data/Comp.	5%	12%	135%	102%	89%	Solana	1%	12%	145%	115%	203%
DEX	3%	7%	131%	89%	98%	Avalanche	6%	11%	88%	51%	68%
Lending	4%	6%	63%	47%	65%	Polygon	3%	9%	83%	52%	117%
Privacy	2%	3%	34%	8%	-20%	Tron	0%	3%	36%	31%	57%
Gaming/Entertai	4%	0%	106%	89%	41%						
CEXs	0%	-7%	66%	33%	38%						
Meme	4%	-8%	47%	20%	53%						

## DeFi

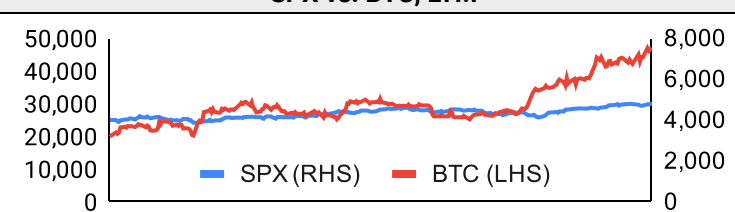


### Trading Volume

Aggregate Volumes by Product, \$b					Top Derivatives Exchanges, \$m and bps					Top Spot Exchanges, \$m		
Product	1d	7d	30d	O/I	Exchange	1d Vol	O/I	Mkr	Tkr	Exchange	Score	1d Vol
Spot	41	296	1,190	n/a	Binance	74,089	12,893	2.0	4.0	Binance	9.9	20,376
Perpetuals	306	1,930	8,200	128	Bybit	23,933	8,201	2.0	5.5	Coinbase	8.6	3,716
Futures	1	5	19	1	OKX	31,070	4,536	2.0	5.0	Kraken	8.2	1,582
Options	3	17	48	n/a	KuCoin	2,926	1,776	2.0	6.0	KuCoin	7.6	1,388

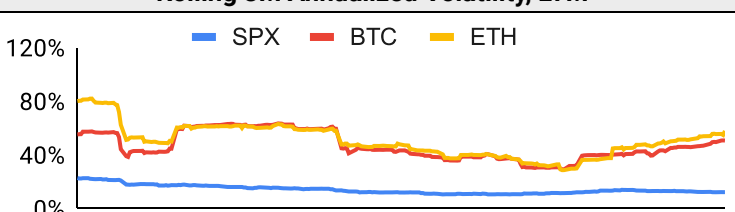
Daily Spot Volume, Top 100 Tokens Last 20d, \$b				Top Volume, 1d, \$m		Top Volume, %20d Avg		Low Volume, %20d Avg	
				USDT	65,304	ENS	328%	IOTA	52%
				BTC	38,332	SUI	261%	EGLD	56%
				ETH	19,826	XTZ	235%	SEI	56%
				USDC	8,366	BLUR	215%	ROSE	57%
				FDUSD	5,393	BCH	197%	ICP	60%

### Traditional Finance

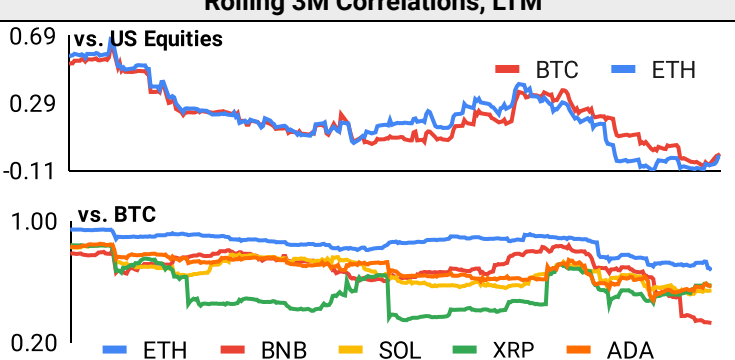
Global Equity Markets							SPX vs. BTC, LTM	
	US	USGrwth	UK	Germany	Japan	HK		
1D	0%	0%	0%	0%	1%	0%	40,000	8,000
7D	2%	3%	-1%	1%	4%	-1%	30,000	6,000
90D	11%	12%	5%	14%	12%	-3%	20,000	4,000
365D	22%	48%	6%	10%	22%	-22%	10,000	2,000

10-Year Treasury Yields							Commodities & FX					
	US	Brazil	UK	Germany	Japan	HK	Last	WTI	Gas	Gold	USD/EUR	USD/JPY
Last	3.93%	10.56%	3.81%	2.14%	0.58%	3.45%	Last	74.3	3.35	2,064	0.91	144.5
1d Chg	-0.05	-0.04	-0.04	-0.07	-0.01	-0.06	1d % Chg	3.2%	8.3%	2.2%	-0.1%	-0.5%

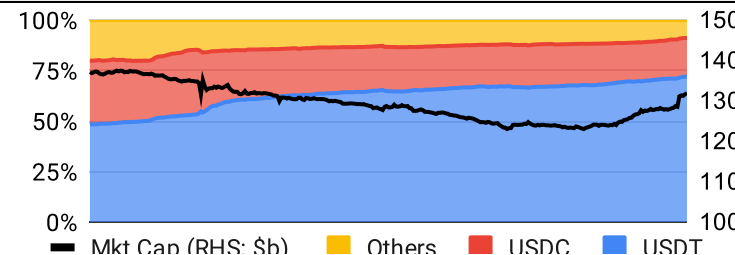
### Volatility

Annualized Volatility							Rolling 3M Annualized Volatility, LTM		
	BTC	ETH	BNB	SOL	XRP	ADA			
30D	45%	60%	62%	118%	50%	91%	120%		
90D	48%	55%	51%	119%	54%	86%	80%		
180D	40%	45%	41%	96%	52%	67%	40%		
365D	45%	48%	44%	97%	94%	69%	0%		

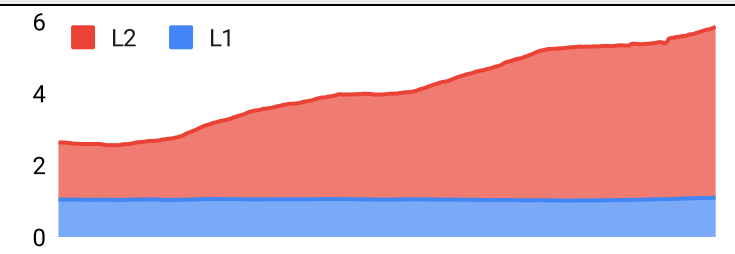
### Correlations

Intra-Crypto Correlations, LTM							Rolling 3M Correlations, LTM	
	BTC	ETH	BNB	SOL	XRP	ADA		
BTC							0.69	vs. US Equities
ETH	0.81						0.29	
BNB	0.61	0.62					-0.11	
SOL	0.64	0.62	0.49				1.00	vs. BTC
XRP	0.41	0.47	0.35	0.41			0.20	
ADA	0.66	0.68	0.57	0.63	0.63			

## Stablecoins

Stablecoin Market Size and Volume, \$m					Stablecoin Dominance (LHS) & Market Cap \$b (RHS), LTM	
Ticker	Price	1d Vol	20d Avg Vol	Market Cap		
USDT	1.00	65,304	55,491	95,014		
USDC	1.00	8,366	6,302	25,261		
DAI	1.00	282	262	5,349		
TUSD	1.00	294	325	2,044		
USDD	0.99	15	17	718		
FRAX	1.00	17	16	649		

## Ethereum Mainnet & Layer 2s

Mainnet & Layer 2 Transactions (m/day) and L2 TVL (\$m)					Transactions (m/day), Rolling 90-Day Average, LTM	
Network	1d	30d Avg	TVL	Tech Type		
zkSync Era	1.3	1.4	578	ZKR		
Arbitrum One	1.1	1.3	11,500	ORU		
Ethereum	1.2	1.1	-	Mainnet		
Mantle	0.4	0.5	305	Optimium		
OP Mainnet	0.4	0.4	6,690	ORU		
Linea	0.2	0.3	208	ZKR		
dYdX v3	0.5	0.3	355	App-specific ZKR		
Base	0.3	0.3	791	ORU		
Immutable X	0.5	0.2	201	App-specific Validium		
Arbitrum Nova	0.4	0.2	34	Optimium		

Layer 2 Token Performance & Market Cap (\$m)					
	MATIC	OP	ARB	IMX	MNT
30d Return	9%	93%	106%	13%	40%
Market Cap	8,690	4,050	3,040	3,000	2,530

## NFTs and DAOs

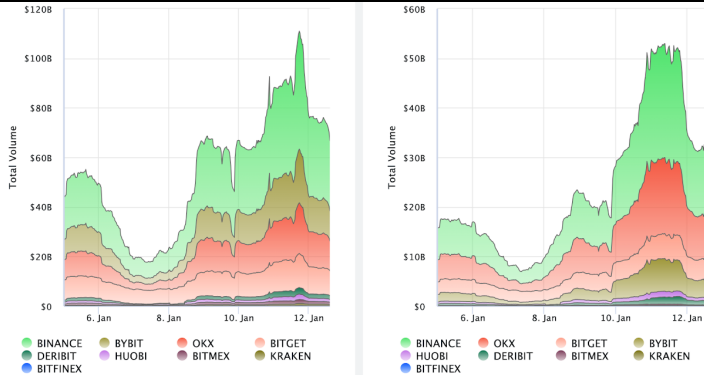
NFT Collection Stats (in ETH)						DAO Treasury Amount (\$m) and Composition					
Collection	Floor	Listings	3M Ret.	3M Vol	Market Cap	DAO	Treasury	Stables	BTC/ETH	Own Tokens	Other
CryptoPunks	58.9	950	31%	33,569	588,800	Arbitrum	8,088	0%	0%	100%	0%
Bored Ape	22.5	408	-7%	183,371	224,999	Optimism	3,367	0%	0%	100%	0%
Autoglyphs	250.0	5	47%	440	128,000	Mantle	2,985	4%	7%	79%	10%
Pudgy Penguins	10.9	491	121%	85,348	97,039	Uniswap	2,752	0%	0%	100%	0%
Squiggle	8.1	232	-13%	2,773	80,951	ENS	1,827	1%	1%	98%	0%
Mutant Ape	3.9	1,075	-16%	106,513	75,933	Ethereum	822	0%	100%	0%	0%
Fidenza	69.4	35	39%	2,379	69,351	Lido	529	0%	20%	79%	0%
Azuki	6.5	529	61%	80,507	65,400	Golem	453	0%	96%	4%	0%
The Sandbox	0.3	540	26%	546	46,535	Gnosis	381	9%	29%	43%	18%
The Captainz	3.9	123	13%	20,765	38,896	Volta Club	282	32%	0%	0%	68%

## Crypto News

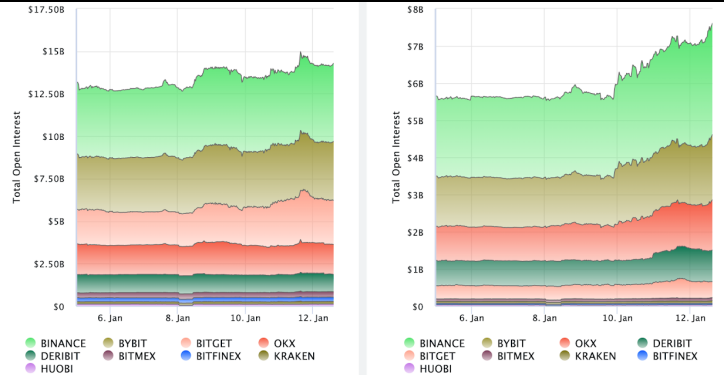
- [CoinShares Exercises Option to Buy Bitcoin ETF Provider Valkyrie to Add U.S. Arm - CoinDesk](#)
- [Do Kwon Tries to Delay SEC's Terraform Trial so He Can Attend - CoinDesk](#)
- [1inch DAO votes in legal team for risks around decentralization - Cointelegraph](#)
- [Ethereum devs air concern over Vitalik's plan to increase gas limit - Cointelegraph](#)
- [MEV bot pulls \\$1.7M profit from a single 'inefficient' Dogwifhat trade - Cointelegraph](#)
- [Vanguard users threaten to close accounts after firm blocks spot Bitcoin ETFs - Cointelegraph](#)
- [Spot Bitcoin ETFs top \\$4.5B total volume on the first day of trading - Cointelegraph](#)
- [Hong Kong Bitcoin ETF FOMO. Thailand approves \\$14B airdrop: Asia Express - Cointelegraph](#)
- [Near Foundation lays off 40% of workforce despite rosy financials - Cointelegraph](#)

## Crypto Futures

### Futures Volume (BTC LHS ; ETH RHS), 1d



### Futures Open Interest (BTC LHS ; ETH RHS)



### OI Weighted Funding Rate (BTC LHS ; ETH RHS), 1d

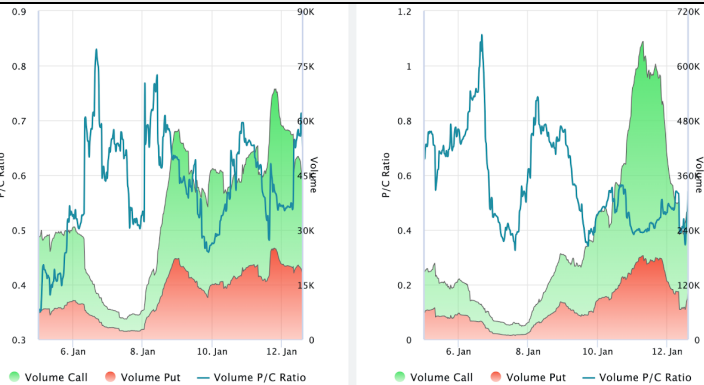


### Liquidations (BTC LHS ; ETH RHS), 1d

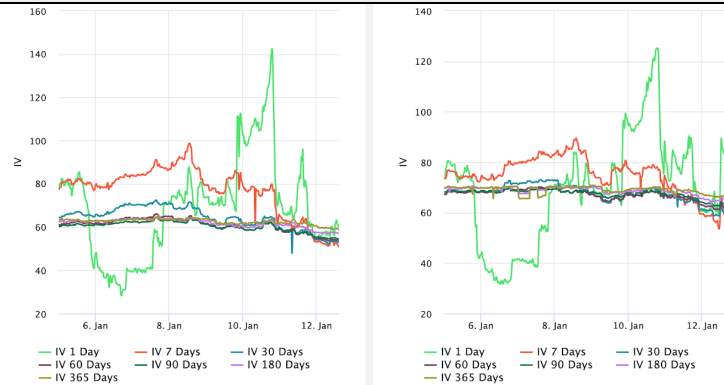


## Crypto Options

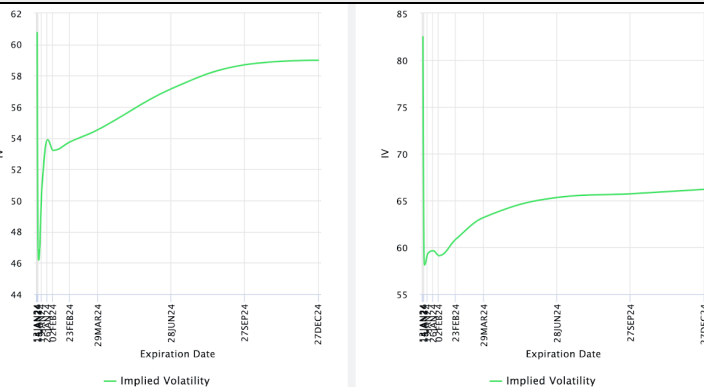
### Options Volume & Put/Call Ratio (BTC LHS ; ETH RHS), 1d



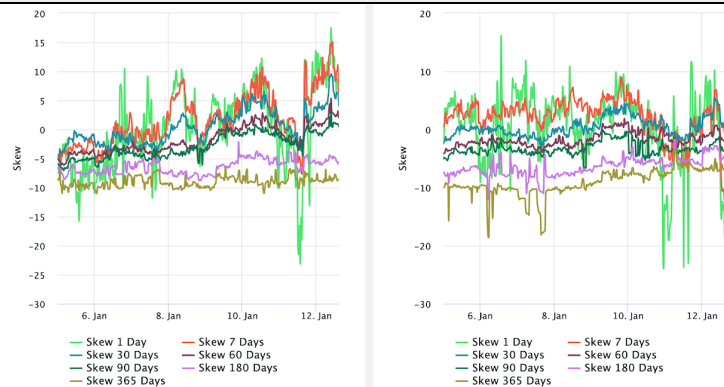
### ATM Implied Volatility (BTC LHS ; ETH RHS)



### ATM Implied Vol Term Structure (BTC LHS ; ETH RHS)



### 25 Delta Skew (BTC LHS ; ETH RHS)





January 12, 2024

About GSR

GSR has over a decade of extensive experience in the crypto market, serving as a trusted liquidity provider and active, multi-stage investor. Our suite of services includes OTC Trading, Derivatives, and Market Making. GSR is actively involved in every major sector of the digital asset ecosystem, working with token issuers, institutional investors, miners, and leading trading venues.

For more information or if we can help with anything, please see [gsr.io](https://gsr.io) or contact us at [gsr@gsr.io](mailto:gsr@gsr.io).

Follow GSR for more content: [Twitter](#) [Telegram](#) [LinkedIn](#)

Authors

Matt Kunke, Research Analyst [Twitter](#) [Telegram](#) [LinkedIn](#)  
Brian Rudick, Senior Strategist [Twitter](#) [Telegram](#) [LinkedIn](#)

Required Disclosures

This material is provided by GSR (the "Firm") solely for informational purposes, is intended only for sophisticated, institutional investors and does not constitute an offer or commitment, a solicitation of an offer or commitment, or any advice or recommendation, to enter into or conclude any transaction (whether on the terms shown or otherwise), or to provide investment services in any state or country where such an offer or solicitation or provision would be illegal. The Firm is not and does not act as an advisor or fiduciary in providing this material. GSR is not authorised or regulated in the UK by the Financial Conduct Authority. The protections provided by the UK regulatory system will not be available to you. Specifically, information provided herein is intended for institutional persons only and is not suitable for retail persons in the United Kingdom, and no solicitation or recommendation is being made to you in regards to any products or services.

This material is not a research report, and not subject to any of the independence and disclosure standards applicable to research reports prepared pursuant to FINRA or CFTC research rules. This material is not independent of the Firm's proprietary interests, which may conflict with the interests of any counterparty of the Firm. The Firm trades instruments discussed in this material for its own account, may trade contrary to the views expressed in this material, and may have positions in other related instruments.

Information contained herein is based on sources considered to be reliable, but is not guaranteed to be accurate or complete. Any opinions or estimates expressed herein reflect a judgment made by the author(s) as of the date of publication, and are subject to change without notice. Trading and investing in digital assets involves significant risks including price volatility and illiquidity and may not be suitable for all investors. The Firm is not liable whatsoever for any direct or consequential loss arising from the use of this material. Copyright of this material belongs to GSR. Neither this material nor any copy thereof may be taken, reproduced or redistributed, directly or indirectly, without prior written permission of GSR

Notes & Sources

All options data is based on Deribit and derivatives graphics are from Laevidas. Market returns are based on price returns for the following ETFs: VOO, QQQ, EWU, EWG, EWJ, and EWH. Onchain volumes are not considered and thus certain token volumes may be understated (e.g., stETH).

CoinGecko	Santiment	DefiLlama	CoinMarketCap	Laevidas
L2Beat	Google Finance	TradingView	Deribit	WorldCoinIndex
Cryptorank	Investing.com	NFT Price Floor	CryptoSlate	