








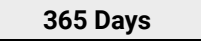


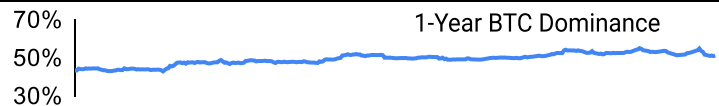
## Crypto Leaderboard

Rank	Name	Ticker	Price	24h	7d	30d	24h Vol \$m	MC \$m	1-Year Chart
1	Bitcoin	BTC	\$42,620	0%	-8%	1%	16,429	835,468	
2	Ethereum	ETH	\$2,526	-1%	-4%	16%	15,884	303,628	
3	Tether	USDT	\$1.00	0%	0%	0%	27,779	95,052	
4	BNB	BNB	\$314	0%	2%	24%	1,099	48,346	
5	Solana	SOL	\$98.8	-3%	-1%	35%	2,544	42,803	
6	XRP Ledger	XRP	\$0.56	-1%	-7%	-7%	845	30,593	
7	USD Coin	USDC	\$1.00	0%	0%	0%	7,827	25,676	
8	Lido stETH	STETH	\$2,524	-1%	-4%	16%	6	23,477	
9	Cardano	ADA	\$0.52	-3%	-11%	-10%	278	18,089	
10	Avalanche	AVAX	\$35.2	-3%	-11%	-12%	485	12,913	

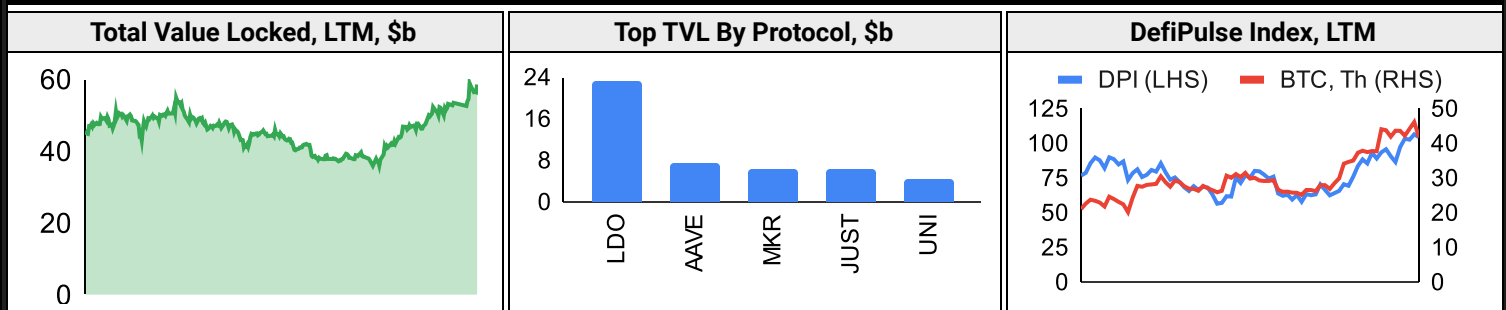
## Top & Bottom Performers - Top 100 Tokens

24h		7 Days		30 Days		90 Days		365 Days	
CFX	9%	BLUR	27%	SEI	118%	BONK	6603%	INJ	2442%
BLUR	8%	FLR	25%	ASTR	86%	SEI	681%	KAS	1721%
FLR	8%	CHZ	20%	ARB	83%	OSMO	639%	BONK	1038%
ASTR	5%	CFX	18%	SUI	80%	TAO	407%	CFX	779%
TAO	-8%	OP	-16%	WEMIX	-19%	DAI	0%	KAVA	-29%
WOO	-9%	BSV	-16%	TAO	-21%	USDT	0%	MANA	-29%
RUNE	-11%	RUNE	-18%	LUNC	-25%	USDD	0%	GALA	-44%
STX	-17%	BONK	-21%	BONK	-33%	TUSD	-1%	FLR	-45%

## Category Performance

Category	7d	30d	90d	180d	365d	Ecosystem	7d	30d	90d	180d	365d
Scaling	-10%	59%	184%	117%	102%	Solana	-2%	11%	131%	94%	167%
Smart Contract	-6%	10%	107%	67%	58%	Ethereum	-7%	11%	58%	28%	43%
Other DeFi	-5%	9%	83%	58%	262%	BSC	-7%	8%	98%	77%	193%
Lending	-1%	9%	60%	50%	54%	Avalanche	-6%	8%	73%	41%	49%
Currency	-8%	6%	29%	18%	51%	Tron	2%	7%	27%	30%	53%
DEX	-5%	6%	116%	82%	75%	Polkadot	-7%	6%	73%	34%	24%
Gaming/Entertai	-4%	3%	91%	79%	26%	Cosmos	-8%	3%	154%	123%	315%
Privacy	-4%	2%	28%	-3%	-26%	Polygon	-6%	-1%	69%	42%	102%
IoT/Data/Comp.	-3%	2%	128%	96%	70%						
CEXs	-3%	-6%	56%	31%	23%						
Meme	-7%	-13%	30%	13%	29%						

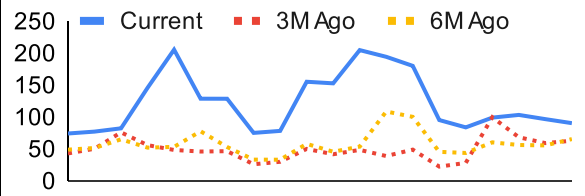
## DeFi



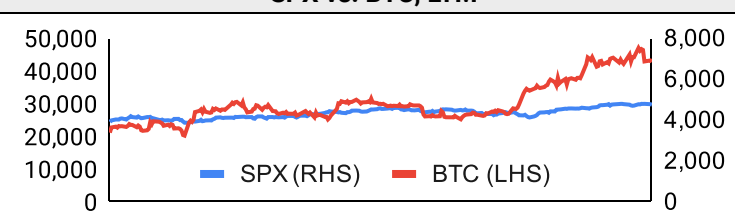
## Trading Volume

Aggregate Volumes by Product, \$b					Top Derivatives Exchanges, \$m and bps					Top Spot Exchanges, \$m		
Product	1d	7d	30d	O/I	Exchange	1d Vol	O/I	Mkr	Tkr	Exchange	Score	1d Vol
Spot	27	238	1,100	n/a	Binance	35,655	12,409	2.0	4.0	Binance	9.9	13,001
Perpetuals	108	2,090	6,850	92	Bybit	10,213	7,906	2.0	5.5	Coinbase	8.6	2,188
Futures	0	4	18	1	OKX	20,411	4,468	2.0	5.0	Kraken	8.2	865
Options	2	10	45	n/a	Bitget	9,847	3,241	2.0	6.0	KuCoin	7.5	774

Daily Spot Volume, Top 100 Tokens Last 20d, \$b				Top Volume, 1d, \$m		Top Volume, %20d Avg		Low Volume, %20d Avg	
				USDT	38,241	FLR	270%	WEMIX	20%
				BTC	18,772	CFX	224%	IOTA	26%
				ETH	9,939	CHZ	150%	BSV	35%
				USDC	4,912	DYDX	136%	STX	38%
				FDUSD	3,904	BLUR	135%	STETH	38%

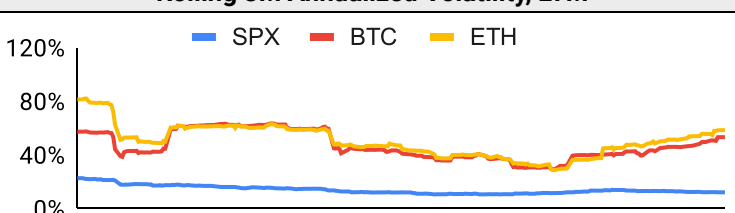
## Traditional Finance

Global Equity Markets							SPX vs. BTC, LTM	
	US	USGrwth	UK	Germany	Japan	HK		
1D	-1%	-1%	-1%	-1%	-1%	-3%	40,000	8,000
7D	-1%	0%	-3%	-3%	0%	-5%	30,000	6,000
90D	11%	13%	4%	12%	13%	-5%	20,000	4,000
365D	21%	46%	1%	5%	16%	-26%	10,000	2,000

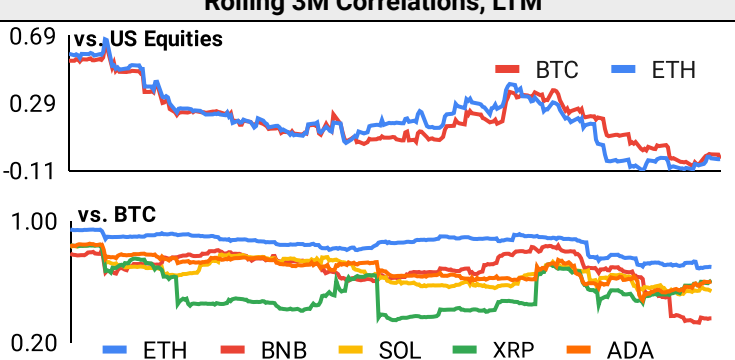
  

10-Year Treasury Yields							Commodities & FX					
	US	Brazil	UK	Germany	Japan	HK	Last	WTI	Gas	Gold	USD/EUR	USD/JPY
Last	4.12%	10.71%	3.96%	2.30%	0.65%	3.51%	Last	73.0	2.80	2,015	0.92	148.1
1d Chg	0.02	-0.01	-0.02	0.03	-0.01	-0.06	1d % Chg	0.7%	-2.4%	0.4%	0.2%	0.0%

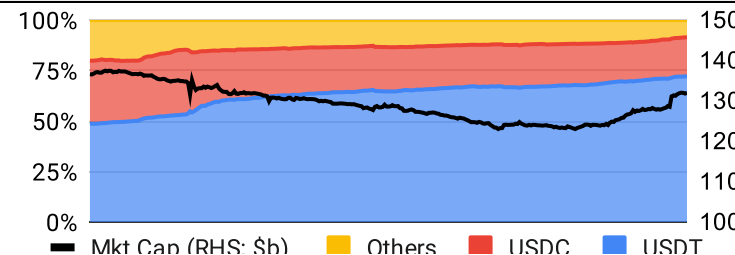
## Volatility

Annualized Volatility							Rolling 3M Annualized Volatility, LTM		
	BTC	ETH	BNB	SOL	XRP	ADA			
30D	51%	62%	65%	119%	52%	89%	120%		
90D	49%	56%	53%	119%	53%	88%	80%		
180D	42%	46%	42%	96%	50%	67%	40%		
365D	45%	48%	45%	91%	94%	69%	0%		

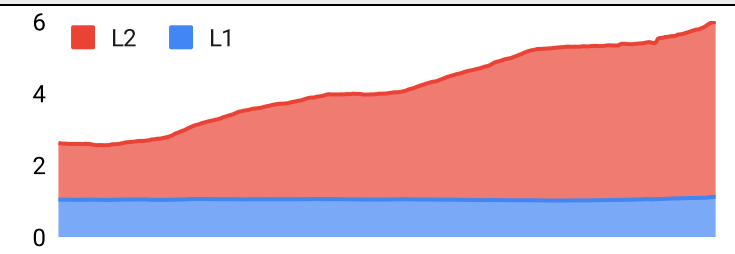
## Correlations

Intra-Crypto Correlations, LTM							Rolling 3M Correlations, LTM				
	BTC	ETH	BNB	SOL	XRP	ADA					
BTC							0.69				
ETH	0.82						0.29				
BNB	0.61	0.61					-0.11				
SOL	0.64	0.61	0.48				1.00				
XRP	0.41	0.48	0.35	0.42			0.20				
ADA	0.66	0.69	0.56	0.65	0.63						

## Stablecoins

Stablecoin Market Size and Volume, \$m					Stablecoin Dominance (LHS) & Market Cap \$b (RHS), LTM	
Ticker	Price	1d Vol	20d Avg Vol	Market Cap		
USDT	1.00	38,241	50,526	95,097		
USDC	1.00	4,912	6,050	25,682		
DAI	1.00	119	253	5,347		
TUSD	0.99	391	315	1,890		
USDD	1.00	15	16	722		
FRAX	1.00	16	15	648		

## Ethereum Mainnet & Layer 2s

Mainnet & Layer 2 Transactions (m/day) and L2 TVL (\$m)					Transactions (m/day), Rolling 90-Day Average, LTM	
Network	1d	30d Avg	TVL	Tech Type		
zkSync Era	1.4	1.3	511	ZKR		
Ethereum	1.2	1.2	-	Mainnet		
Arbitrum One	0.7	1.0	11,010	ORU		
Mantle	0.2	0.7	311	Optimium		
OP Mainnet	0.3	0.4	5,740	ORU		
dYdX v3	0.1	0.3	323	App-specific ZKR		
Base	0.2	0.3	744	ORU		
Arbitrum Nova	0.3	0.2	33	Optimium		
Linea	0.2	0.2	195	ZKR		
Immutable X	0.2	0.2	180	App-specific Validium		

Layer 2 Token Performance & Market Cap (\$m)					
	MATIC	OP	IMX	ARB	MNT
30d Return	2%	52%	-8%	75%	24%
Market Cap	7,470	3,190	2,630	2,490	2,220

## NFTs and DAOs

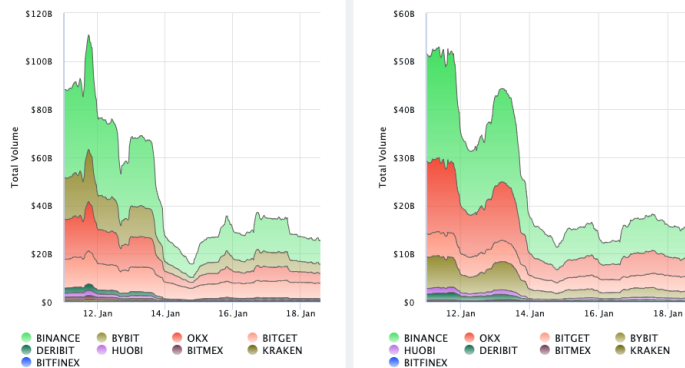
NFT Collection Stats (in ETH)						DAO Treasury Amount (\$m) and Composition					
Collection	Floor	Listings	3M Ret.	3M Vol	Market Cap	DAO	Treasury	Stables	BTC/ETH	Own Tokens	Other
CryptoPunks	58.3	966	35%	33,938	582,500	Arbitrum	6,891	0%	0%	100%	0%
Bored Ape	24.4	490	-5%	183,956	244,000	Optimism	2,855	0%	0%	100%	0%
Pudgy Penguins	19.1	480	280%	92,741	169,761	Mantle	2,659	4%	6%	78%	12%
Autoglyphs	250.0	4	47%	440	128,000	Uniswap	2,644	0%	0%	100%	0%
Mutant Ape	4.6	823	-4%	112,786	90,391	ENS	1,501	1%	1%	98%	0%
Squiggle	8.0	238	-12%	2,716	79,752	Ethereum	784	0%	100%	0%	0%
Azuki	7.4	603	72%	94,007	74,400	Lido	451	1%	22%	77%	0%
Fidenza	69.4	39	39%	2,441	69,351	Golem	435	0%	96%	4%	0%
The Captainz	4.9	97	20%	20,744	48,495	Gnosis	373	9%	28%	44%	19%
The Sandbox	0.3	572	0%	524	41,549	YGG	282	2%	1%	96%	1%

## Crypto News

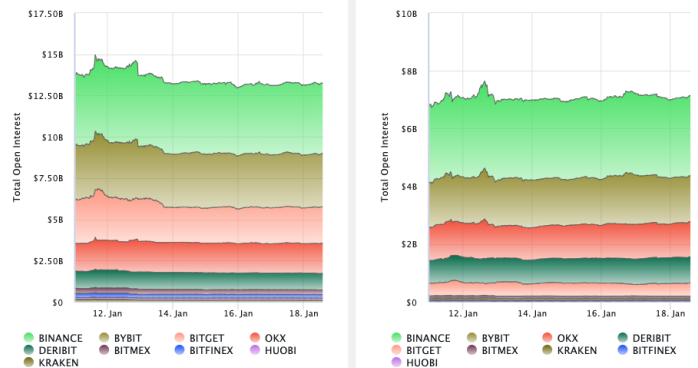
- [EU Provisionally Agrees Tough Crypto Due Diligence Measures to Combat Money Laundering - CoinDesk](#)
- [Cumulative spot bitcoin ETF volume crosses \\$11 billion on fourth day of trading - The Block - Crypto News](#)
- [Donald Trump Promises to "Never Allow" Central Bank Digital Currencies \(CBDC\) if Elected - CoinDesk](#)
- [US judge questions SEC limits during Coinbase hearing - Blockworks](#)
- [Electric Capital finds veteran Web3 devs are on the rise - Blockworks](#)
- [Socket Tech security breach affects multiple dapps and wallets - Blockworks](#)
- [IRS says businesses can hold off on reporting crypto, for now - Blockworks](#)
- [Solana-based Jupiter to launch token on Jan. 31 - Blockworks](#)
- [TrueUSD Wobbles Towards \\$1 Peg Amid Reported Redemption Issues - CoinDesk](#)

## Crypto Futures

### Futures Volume (BTC LHS ; ETH RHS), 1d



### Futures Open Interest (BTC LHS ; ETH RHS)



### OI Weighted Funding Rate (BTC LHS ; ETH RHS), 1d

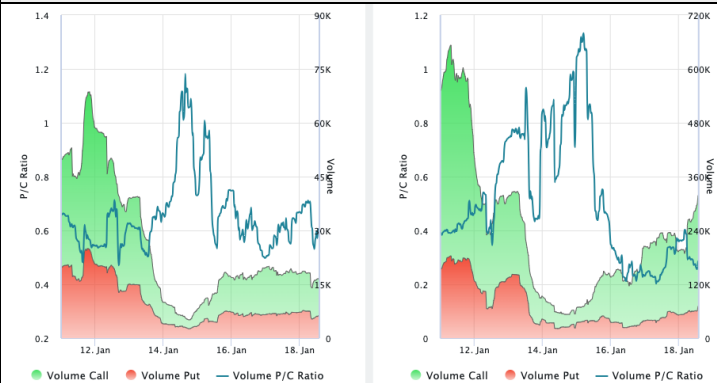


### Liquidations (BTC LHS ; ETH RHS), 1d

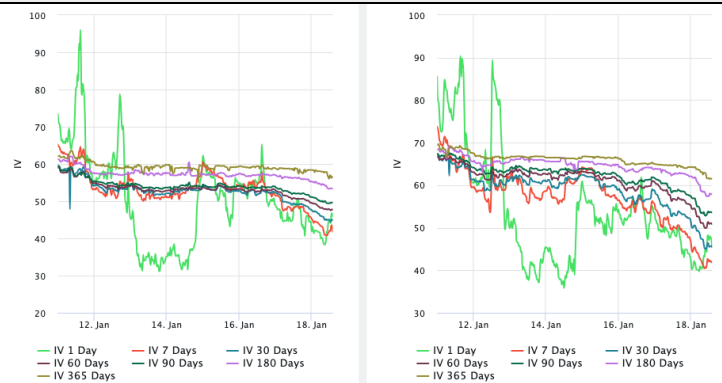


## Crypto Options

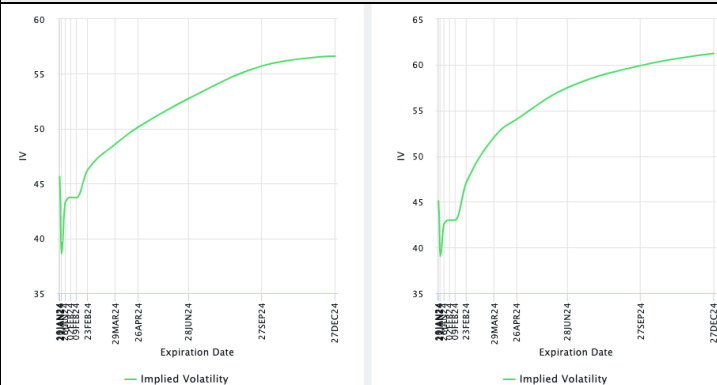
### Options Volume & Put/Call Ratio (BTC LHS ; ETH RHS), 1d



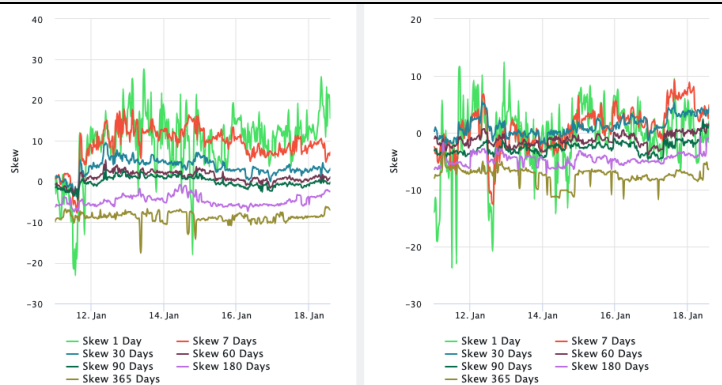
### ATM Implied Volatility (BTC LHS ; ETH RHS)



### ATM Implied Vol Term Structure (BTC LHS ; ETH RHS)



### 25 Delta Skew (BTC LHS ; ETH RHS)





January 18, 2024

### About GSR

GSR has over a decade of extensive experience in the crypto market, serving as a trusted liquidity provider and active, multi-stage investor. Our suite of services includes OTC Trading, Derivatives, and Market Making. GSR is actively involved in every major sector of the digital asset ecosystem, working with token issuers, institutional investors, miners, and leading trading venues.

For more information or if we can help with anything, please see [gsr.io](https://gsr.io) or contact us at [gsr@gsr.io](mailto:gsr@gsr.io).

Follow GSR for more content: [Twitter](#) [Telegram](#) [LinkedIn](#)

### Authors

Matt Kunke, Research Analyst [Twitter](#) [Telegram](#) [LinkedIn](#)  
Brian Rudick, Senior Strategist [Twitter](#) [Telegram](#) [LinkedIn](#)

### Required Disclosures

This material is provided by GSR (the "Firm") solely for informational purposes, is intended only for sophisticated, institutional investors and does not constitute an offer or commitment, a solicitation of an offer or commitment, or any advice or recommendation, to enter into or conclude any transaction (whether on the terms shown or otherwise), or to provide investment services in any state or country where such an offer or solicitation or provision would be illegal. The Firm is not and does not act as an advisor or fiduciary in providing this material. GSR is not authorised or regulated in the UK by the Financial Conduct Authority. The protections provided by the UK regulatory system will not be available to you. Specifically, information provided herein is intended for institutional persons only and is not suitable for retail persons in the United Kingdom, and no solicitation or recommendation is being made to you in regards to any products or services.

This material is not a research report, and not subject to any of the independence and disclosure standards applicable to research reports prepared pursuant to FINRA or CFTC research rules. This material is not independent of the Firm's proprietary interests, which may conflict with the interests of any counterparty of the Firm. The Firm trades instruments discussed in this material for its own account, may trade contrary to the views expressed in this material, and may have positions in other related instruments.

Information contained herein is based on sources considered to be reliable, but is not guaranteed to be accurate or complete. Any opinions or estimates expressed herein reflect a judgment made by the author(s) as of the date of publication, and are subject to change without notice. Trading and investing in digital assets involves significant risks including price volatility and illiquidity and may not be suitable for all investors. The Firm is not liable whatsoever for any direct or consequential loss arising from the use of this material. Copyright of this material belongs to GSR. Neither this material nor any copy thereof may be taken, reproduced or redistributed, directly or indirectly, without prior written permission of GSR

### Notes & Sources

All options data is based on Deribit and derivatives graphics are from Laevidas. Market returns are based on price returns for the following ETFs: VOO, QQQ, EWU, EWG, EWJ, and EWH. Onchain volumes are not considered and thus certain token volumes may be understated (e.g., stETH).

CoinGecko	Santiment	DefiLlama	CoinMarketCap	Laevidas
L2Beat	Google Finance	TradingView	Deribit	WorldCoinIndex
Cryptorank	Investing.com	NFT Price Floor	CryptoSlate	