











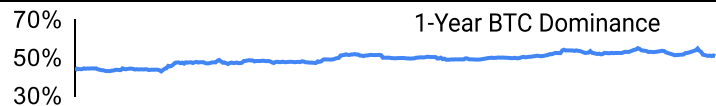
Crypto Leaderboard

Rank	Name	Ticker	Price	24h	7d	30d	24h Vol \$m	MC \$m	1-Year Chart
1	Bitcoin	BTC	\$41,297	-3%	-4%	-5%	27,476	809,521	
2	Ethereum	ETH	\$2,491	-1%	-1%	13%	18,916	299,356	
3	Tether	USDT	\$1.00	0%	0%	0%	41,384	95,020	
4	BNB	BNB	\$315	1%	6%	21%	1,282	48,477	
5	Solana	SOL	\$93.9	-5%	2%	14%	2,490	40,679	
6	XRP Ledger	XRP	\$0.55	-2%	-4%	-11%	1,086	29,815	
7	USD Coin	USDC	\$1.00	0%	0%	0%	9,423	25,621	
8	Lido stETH	STETH	\$2,490	-1%	-1%	14%	29	23,188	
9	Cardano	ADA	\$0.50	-3%	-9%	-15%	421	17,481	
10	Avalanche	AVAX	\$33.5	-4%	-6%	-23%	543	12,289	

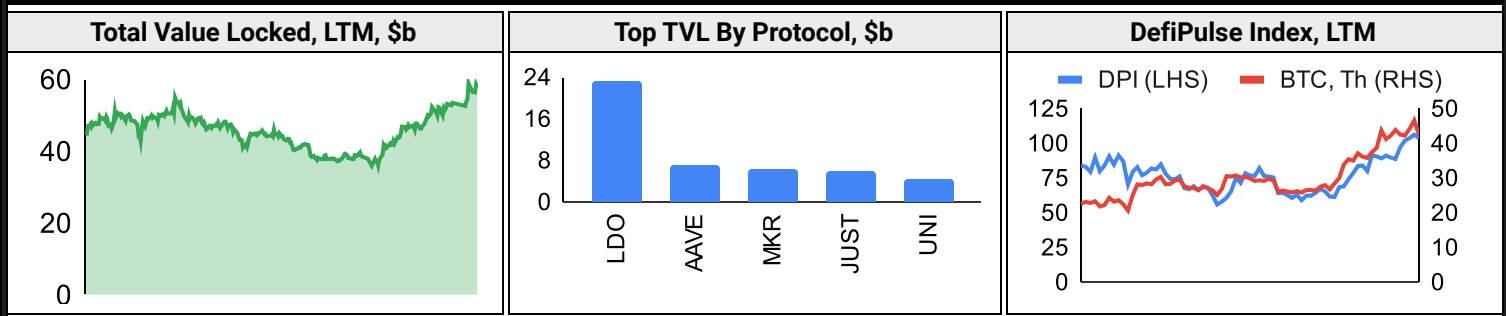
Top & Bottom Performers - Top 100 Tokens

24h		7 Days		30 Days		90 Days		365 Days	
MANA	4%	FLR	36%	SEI	88%	BONK	5659%	INJ	2306%
BEAM	2%	CHZ	14%	ASTR	77%	SEI	601%	KAS	1523%
LTC	2%	ASTR	13%	SUI	72%	OSMO	585%	BONK	905%
FLR	2%	BLUR	12%	ARB	70%	TAO	389%	CFX	621%
SEI	-8%	BONK	-14%	AVAX	-23%	USDD	0%	KAVA	-30%
CHZ	-8%	ARB	-15%	HNT	-23%	TUSD	-2%	SAND	-31%
HNT	-9%	ETC	-16%	RUNE	-24%	XMR	-2%	FLR	-43%
CFX	-14%	OP	-17%	BONK	-37%	BCH	-3%	GALA	-48%

Category Performance

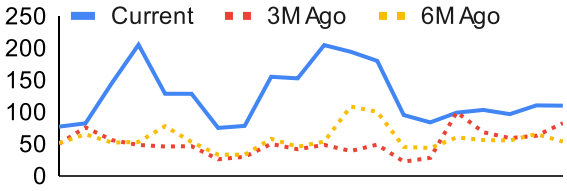
Category	7d	30d	90d	180d	365d	Ecosystem	7d	30d	90d	180d	365d
Scaling	-11%	44%	157%	105%	86%	Avalanche	2%	7%	69%	42%	46%
Other DeFi	4%	9%	84%	61%	251%	Ethereum	-4%	7%	48%	24%	36%
Lending	1%	4%	51%	43%	44%	Tron	2%	4%	25%	30%	48%
Currency	-6%	2%	23%	13%	42%	Polkadot	-6%	0%	61%	28%	17%
Smart Contract	-4%	1%	91%	59%	48%	Solana	0%	0%	113%	85%	145%
DEX	-4%	-2%	100%	74%	60%	BSC	-5%	-2%	88%	71%	177%
IoT/Data/Comp.	0%	-3%	113%	87%	61%	Cosmos	-5%	-3%	142%	119%	290%
Privacy	-5%	-5%	20%	-7%	-31%	Polygon	-1%	-5%	62%	40%	94%
Gaming/Entertai	-2%	-6%	73%	70%	18%						
CEXs	-4%	-8%	53%	30%	15%						
Meme	-5%	-16%	19%	8%	22%						

DeFi

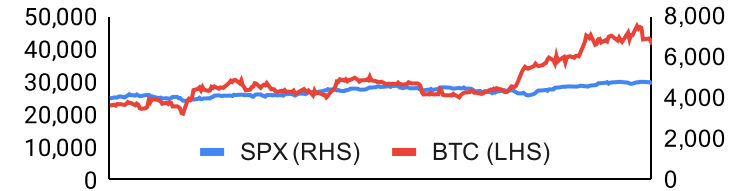


Trading Volume

Aggregate Volumes by Product, \$b					Top Derivatives Exchanges, \$m and bps					Top Spot Exchanges, \$m		
Product	1d	7d	30d	O/I	Exchange	1d Vol	O/I	Mkr	Tkr	Exchange	Score	1d Vol
Spot	33	210	1,060	n/a	Binance	48,455	12,175	2.0	4.0	Binance	9.9	14,093
Perpetuals	159	1,560	6,610	98	Bybit	15,577	7,736	2.0	5.5	Coinbase	8.7	2,758
Futures	0	3	17	1	OKX	18,606	4,429	2.0	5.0	Kraken	8.2	1,009
Options	2	9	44	n/a	Bitget	11,243	3,234	2.0	6.0	KuCoin	7.6	970

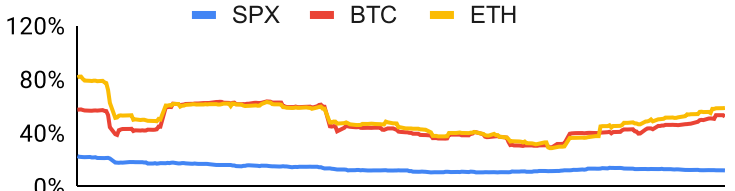
Daily Spot Volume, Top 100 Tokens Last 20d, \$b		Top Volume, 1d, \$m		Top Volume, %20d Avg		Low Volume, %20d Avg	
		USDT	45,877	CFX	241%	WEMIX	26%
		BTC	26,446	FLR	219%	RETH	28%
		ETH	11,436	RNDR	153%	IOTA	41%
		USDC	6,008	BLUR	138%	STX	49%
		FDUSD	4,091	MANA	135%	TUSD	49%

Traditional Finance

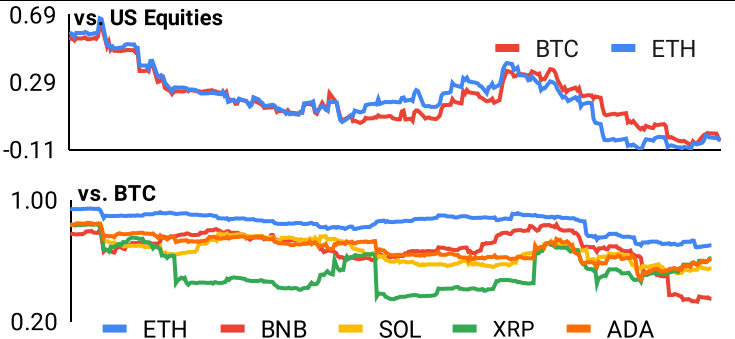
Global Equity Markets							SPX vs. BTC, LTM	
	US	USGrwth	UK	Germany	Japan	HK		
1D	1%	1%	1%	1%	1%	1%		
7D	0%	1%	-2%	-2%	0%	-5%		
90D	14%	17%	6%	14%	15%	-4%		
365D	24%	50%	2%	7%	17%	-25%		

10-Year Treasury Yields							Commodities & FX					
	US	Brazil	UK	Germany	Japan	HK	Last	WTI	Gas	Gold	USD/EUR	USD/JPY
Last	4.15%	10.73%	3.96%	2.30%	0.66%	3.58%	Last	74.1	2.61	2,035	0.92	148.1
1d Chg	0.01	-0.02	0.03	-0.01	-0.01	-0.06	1d % Chg	0.2%	-3.3%	0.7%	-0.1%	0.0%

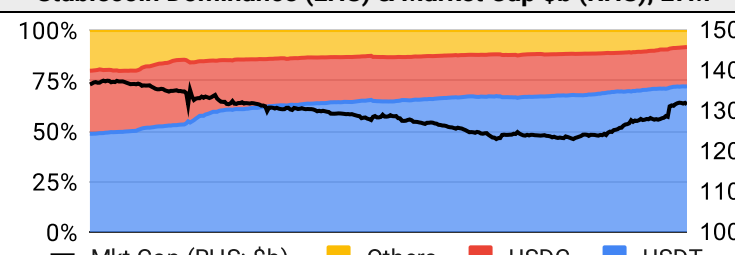
Volatility

Annualized Volatility							Rolling 3M Annualized Volatility, LTM		
	BTC	ETH	BNB	SOL	XRP	ADA			
30D	51%	63%	64%	115%	53%	89%			
90D	50%	57%	53%	119%	53%	88%			
180D	42%	46%	42%	97%	50%	68%			
365D	45%	48%	44%	91%	94%	69%			

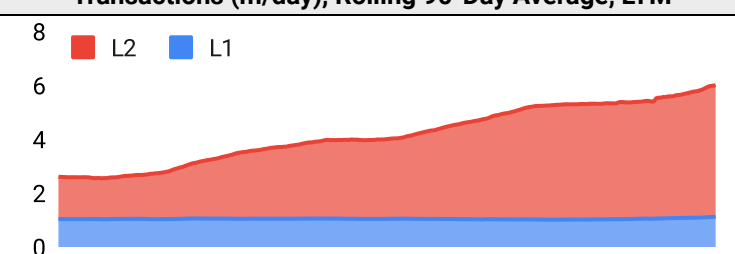
Correlations

Intra-Crypto Correlations, LTM							Rolling 3M Correlations, LTM	
	BTC	ETH	BNB	SOL	XRP	ADA		
BTC								
ETH	0.82							
BNB	0.60	0.61						
SOL	0.65	0.62	0.48					
XRP	0.41	0.48	0.35	0.42				
ADA	0.66	0.69	0.55	0.66	0.63			

Stablecoins

Stablecoin Market Size and Volume, \$m					Stablecoin Dominance (LHS) & Market Cap \$b (RHS), LTM	
Ticker	Price	1d Vol	20d Avg Vol	Market Cap		
USDT	1.00	45,877	51,639	94,957		
USDC	1.00	6,008	6,228	25,643		
DAI	1.00	183	253	5,348		
TUSD	0.98	155	316	1,880		
USDD	1.00	14	16	722		
FRAX	1.00	13	15	648		
						— Mkt Cap (RHS: \$b) Others USDC USDT

Ethereum Mainnet & Layer 2s

Mainnet & Layer 2 Transactions (m/day) and L2 TVL (\$m)					Transactions (m/day), Rolling 90-Day Average, LTM	
Network	1d	30d Avg	TVL	Tech Type		
zkSync Era	1.3	1.3	515	ZKR		
Ethereum	1.2	1.2	-	Mainnet		
Arbitrum One	0.8	1.0	10,800	ORU		
Mantle	0.2	0.7	308	Optimium		
OP Mainnet	0.3	0.4	5,620	ORU		
dYdX v3	0.1	0.3	318	App-specific ZKR		
Base	0.2	0.3	737	ORU		
Arbitrum Nova	0.3	0.2	32	Optimium		
Immutable X	0.2	0.2	173	App-specific Validium		
Linea	0.2	0.2	199	ZKR		

Layer 2 Token Performance & Market Cap (\$m)					
	MATIC	OP	IMX	ARB	MNT
30d Return	0%	46%	-17%	67%	20%
Market Cap	7,370	3,100	2,520	2,390	2,190

NFTs and DAOs

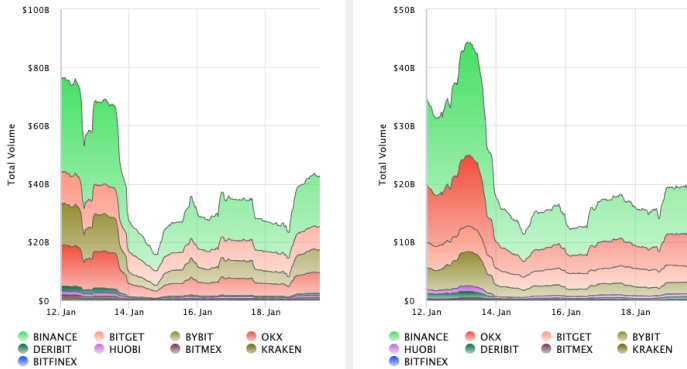
NFT Collection Stats (in ETH)						DAO Treasury Amount (\$m) and Composition					
Collection	Floor	Listings	3M Ret.	3M Vol	Market Cap	DAO	Treasury	Stables	BTC/ETH	Own Tokens	Other
CryptoPunks	58.2	966	39%	33,940	582,000	Arbitrum	6,609	0%	0%	100%	0%
Bored Ape	24.4	481	-6%	181,984	244,000	Optimism	2,794	0%	0%	100%	0%
Pudgy Penguins	17.5	549	243%	94,408	155,181	Mantle	2,618	4%	6%	78%	12%
Autoglyphs	250.0	5	47%	440	128,000	Uniswap	2,556	0%	0%	100%	0%
Mutant Ape	4.7	1,005	-8%	112,810	90,722	ENS	1,397	1%	1%	98%	0%
Squiggle	8.0	236	-12%	2,678	79,452	Ethereum	780	0%	100%	0%	0%
Azuki	7.1	621	61%	95,044	71,060	Lido	441	1%	23%	76%	0%
Fidenza	69.4	39	39%	2,441	69,351	Golem	429	0%	97%	3%	0%
The Captainz	4.7	104	8%	20,456	46,995	Gnosis	366	9%	28%	44%	19%
The Sandbox	0.3	573	0%	522	43,211	Volta Club	281	27%	0%	0%	72%

Crypto News

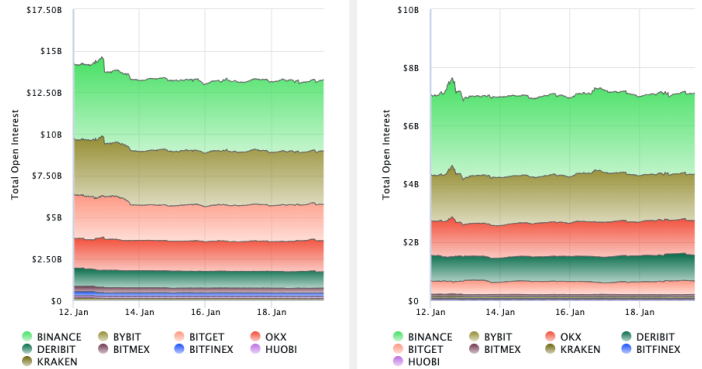
- [Crypto Bulls Lose \\$217M as Apparent Grayscale Sales Weighs on Bitcoin - CoinDesk](#)
- [Bitcoin Exposed to Possible \\$1.5B in Future GBTC Sales, JPMorgan Says - CoinDesk](#)
- [Bitcoin miner Hut 8 shares tank 23% amid accusations from short-sellers - Cointelegraph](#)
- [EU comes to provisional agreement to expand AML to crypto - Blockworks](#)
- [Glitch in upgrade of Ethereum Goerli testnet won't delay Dencun rollout - Blockworks](#)
- [First Mover Americas: Bitcoin Slips Over 15% Since ETF Approval - CoinDesk](#)
- [HTX Services Restored After Exchange Hit by DDoS Attack: Justin Sun - CoinDesk](#)
- [Manta Network Hit by DDoS Attack Amid Token Issuance - CoinDesk](#)
- [Coinbase vs. the SEC Debates the Difference Between Beanie Babies and Securities - CoinDesk](#)

Crypto Futures

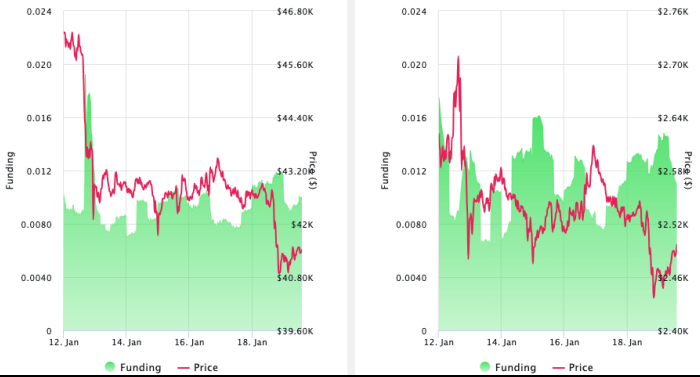
Futures Volume (BTC LHS ; ETH RHS), 1d



Futures Open Interest (BTC LHS ; ETH RHS)



OI Weighted Funding Rate (BTC LHS ; ETH RHS), 1d

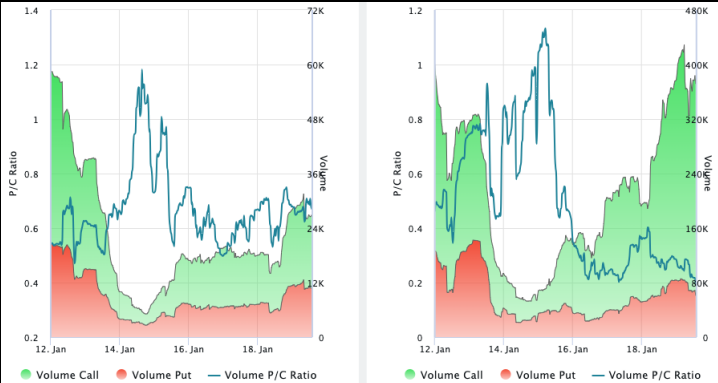


Liquidations (BTC LHS ; ETH RHS), 1d

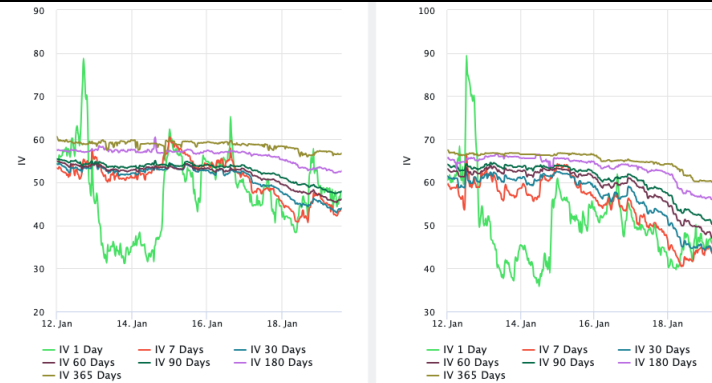


Crypto Options

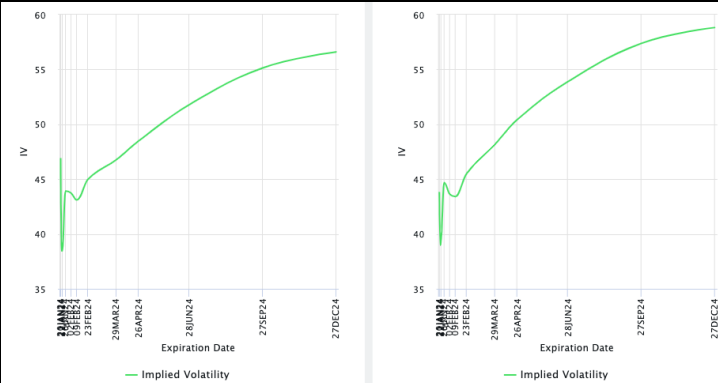
Options Volume & Put/Call Ratio (BTC LHS ; ETH RHS), 1d



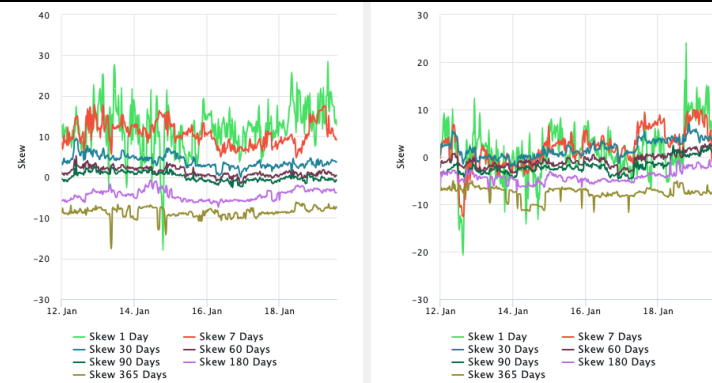
ATM Implied Volatility (BTC LHS ; ETH RHS)



ATM Implied Vol Term Structure (BTC LHS ; ETH RHS)



25 Delta Skew (BTC LHS ; ETH RHS)





January 19, 2024

About GSR

GSR has over a decade of extensive experience in the crypto market, serving as a trusted liquidity provider and active, multi-stage investor. Our suite of services includes OTC Trading, Derivatives, and Market Making. GSR is actively involved in every major sector of the digital asset ecosystem, working with token issuers, institutional investors, miners, and leading trading venues.

For more information or if we can help with anything, please see gsr.io or contact us at gsr@gsr.io.

Follow GSR for more content: [Twitter](#) [Telegram](#) [LinkedIn](#)

Authors

Matt Kunke, Research Analyst [Twitter](#) [Telegram](#) [LinkedIn](#)
Brian Rudick, Senior Strategist [Twitter](#) [Telegram](#) [LinkedIn](#)

Required Disclosures

This material is provided by GSR (the "Firm") solely for informational purposes, is intended only for sophisticated, institutional investors and does not constitute an offer or commitment, a solicitation of an offer or commitment, or any advice or recommendation, to enter into or conclude any transaction (whether on the terms shown or otherwise), or to provide investment services in any state or country where such an offer or solicitation or provision would be illegal. The Firm is not and does not act as an advisor or fiduciary in providing this material. GSR is not authorised or regulated in the UK by the Financial Conduct Authority. The protections provided by the UK regulatory system will not be available to you. Specifically, information provided herein is intended for institutional persons only and is not suitable for retail persons in the United Kingdom, and no solicitation or recommendation is being made to you in regards to any products or services.

This material is not a research report, and not subject to any of the independence and disclosure standards applicable to research reports prepared pursuant to FINRA or CFTC research rules. This material is not independent of the Firm's proprietary interests, which may conflict with the interests of any counterparty of the Firm. The Firm trades instruments discussed in this material for its own account, may trade contrary to the views expressed in this material, and may have positions in other related instruments.

Information contained herein is based on sources considered to be reliable, but is not guaranteed to be accurate or complete. Any opinions or estimates expressed herein reflect a judgment made by the author(s) as of the date of publication, and are subject to change without notice. Trading and investing in digital assets involves significant risks including price volatility and illiquidity and may not be suitable for all investors. The Firm is not liable whatsoever for any direct or consequential loss arising from the use of this material. Copyright of this material belongs to GSR. Neither this material nor any copy thereof may be taken, reproduced or redistributed, directly or indirectly, without prior written permission of GSR

Notes & Sources

All options data is based on Deribit and derivatives graphics are from Laevidas. Market returns are based on price returns for the following ETFs: VOO, QQQ, EWU, EWG, EWJ, and EWH. Onchain volumes are not considered and thus certain token volumes may be understated (e.g., stETH).

CoinGecko	Santiment	DefiLlama	CoinMarketCap	Laevidas
L2Beat	Google Finance	TradingView	Deribit	WorldCoinIndex
Cryptorank	Investing.com	NFT Price Floor	CryptoSlate	