




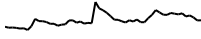






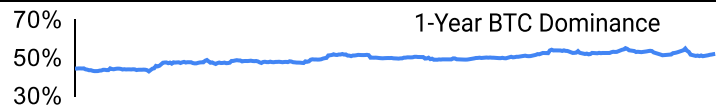
Crypto Leaderboard

Rank	Name	Ticker	Price	24h	7d	30d	24h Vol \$m	MC \$m	1-Year Chart
1	Bitcoin	BTC	\$41,146	3%	-1%	-5%	22,294	806,843	
2	Ethereum	ETH	\$2,247	2%	-10%	-6%	11,159	270,149	
3	Tether	USDT	\$1.00	0%	0%	0%	33,953	95,653	
4	BNB	BNB	\$302	3%	-4%	-7%	902	46,503	
5	Solana	SOL	\$91.	4%	-3%	-15%	1,947	39,395	
6	XRP Ledger	XRP	\$0.52	2%	-5%	-18%	845	28,248	
7	USD Coin	USDC	\$1.00	0%	0%	0%	5,222	26,026	
8	Lido stETH	STETH	\$2,244	2%	-10%	-5%	19	21,023	
9	Cardano	ADA	\$0.48	2%	-4%	-24%	331	16,954	
10	Avalanche	AVAX	\$31.9	7%	-3%	-25%	494	11,678	

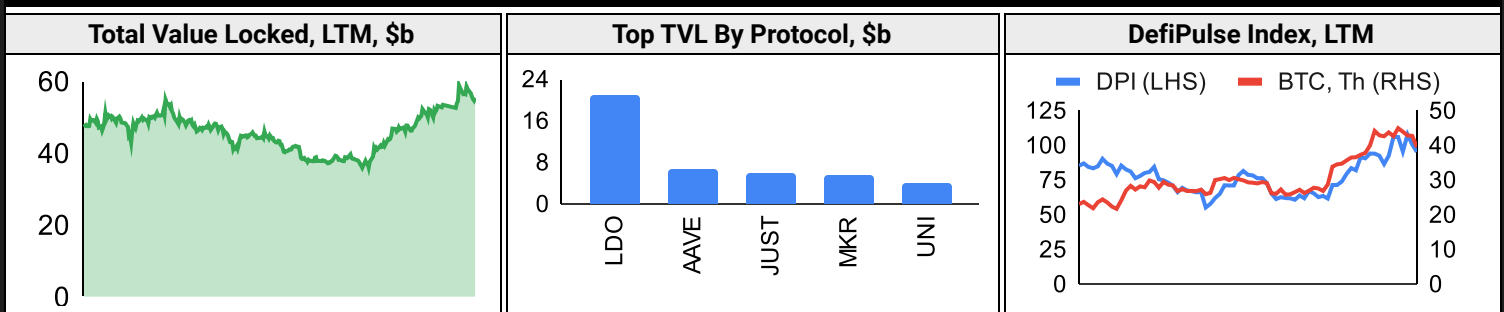
Top & Bottom Performers - Top 100 Tokens

24h		7 Days		30 Days		90 Days		365 Days	
SATS	20%	TAO	37%	SUI	52%	BONK	2138%	KAS	1573%
CFX	17%	CHZ	29%	SEI	45%	SEI	477%	INJ	1186%
STX	15%	FXS	14%	ASTR	35%	OSMO	423%	BONK	1037%
CHZ	13%	CFX	14%	MKR	35%	HNT	371%	STX	429%
LEO	-1%	ETH	-10%	NEAR	-28%	BCH	-2%	FLR	-41%
TUSD	-1%	STETH	-10%	EGLD	-28%	XMR	-2%	APT	-53%
TAO	-3%	LINK	-12%	FTM	-31%	TUSD	-3%	GALA	-54%
MKR	-3%	BTT	-13%	GALA	-32%	XRP	-5%	APE	-78%

Category Performance

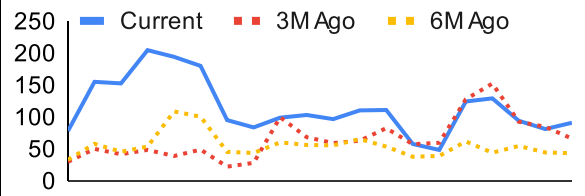
Category	7d	30d	90d	180d	365d	Ecosystem	7d	30d	90d	180d	365d
Other DeFi	-3%	-1%	58%	74%	131%	Tron	0%	-2%	10%	30%	42%
Lending	-4%	-10%	26%	31%	31%	Avalanche	-2%	-5%	55%	46%	36%
CEXs	1%	-10%	42%	31%	11%	Ethereum	-3%	-11%	29%	23%	22%
Currency	-2%	-11%	17%	11%	32%	Cosmos	-4%	-15%	90%	124%	178%
IoT/Data/Comp.	-3%	-11%	86%	90%	38%	Polygon	-3%	-15%	40%	47%	43%
Scaling	-5%	-13%	128%	89%	32%	Solana	-7%	-21%	82%	100%	106%
Smart Contract	-3%	-16%	64%	57%	26%	BSC	-3%	-23%	56%	73%	86%
Meme	-2%	-19%	-4%	5%	12%	Polkadot	-3%	-24%	39%	31%	-1%
Gaming/Entertai	-3%	-20%	48%	68%	-11%						
DEX	-4%	-21%	71%	76%	39%						
Privacy	-4%	-23%	7%	-6%	-40%						

DeFi

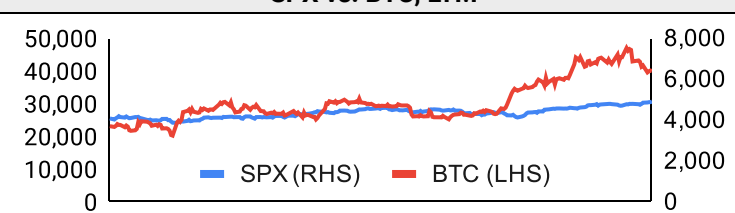


Trading Volume

Aggregate Volumes by Product, \$b					Top Derivatives Exchanges, \$m and bps					Top Spot Exchanges, \$m		
Product	1d	7d	30d	O/I	Exchange	1d Vol	O/I	Mkr	Tkr	Exchange	Score	1d Vol
Spot	26	205	1,020	n/a	Binance	38,477	11,508	2.0	4.0	Binance	9.9	11,720
Perpetuals	121	1,140	6,090	121	Bybit	12,850	7,613	2.0	5.5	Coinbase	8.5	1,725
Futures	0	2	17	1	OKX	16,383	4,150	2.0	5.0	Kraken	8.2	859
Options	2	10	46	n/a	Bitget	9,717	3,045	2.0	6.0	KuCoin	7.5	670

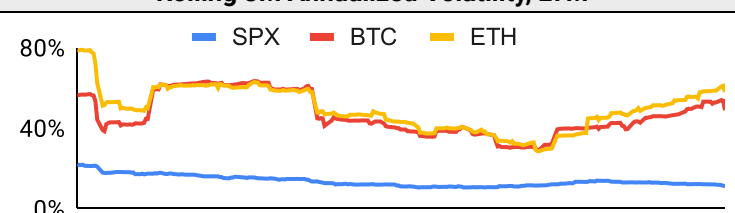
Daily Spot Volume, Top 100 Tokens Last 20d, \$b				Top Volume, 1d, \$m		Top Volume, %20d Avg		Low Volume, %20d Avg	
				USDT	37,135	IOTA	348%	FLR	27%
				BTC	22,336	OKB	248%	DYDX	38%
				ETH	10,378	CHZ	195%	STX	40%
				USDC	5,102	LEO	156%	MINA	41%
				FDUSD	3,927	CFX	138%	WEMIX	43%

Traditional Finance

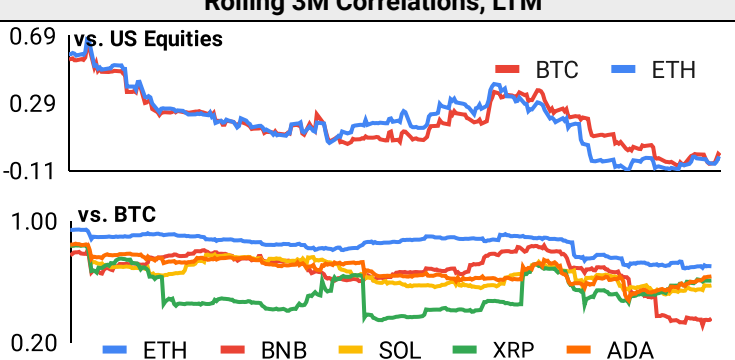
Global Equity Markets							SPX vs. BTC, LTM	
	US	USGrwth	UK	Germany	Japan	HK		
1D	1%	0%	1%	0%	0%	0%		
7D	2%	3%	1%	2%	0%	3%		
90D	19%	24%	9%	18%	16%	-1%		
365D	24%	49%	3%	8%	15%	-25%		

10-Year Treasury Yields							Commodities & FX					
	US	Brazil	UK	Germany	Japan	HK	Last	WTI	Gas	Gold	USD/EUR	USD/JPY
Last	4.14%	10.67%	4.01%	2.29%	0.71%	3.54%	Last	76.8	2.17	2,023	0.92	147.9
1d Chg	0.01	-0.01	0.03	0.01	-0.01	-0.06	1d % Chg	-0.7%	-0.7%	0.2%	-0.2%	0.2%

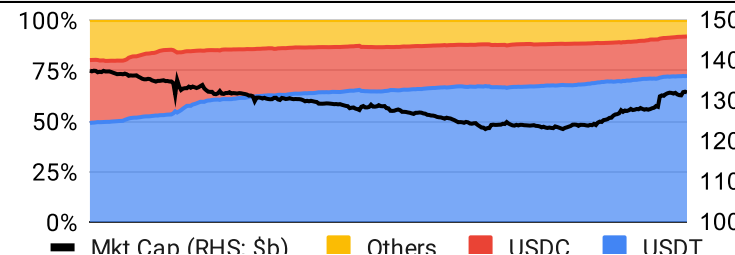
Volatility

Annualized Volatility							Rolling 3M Annualized Volatility, LTM			
	BTC	ETH	BNB	SOL	XRP	ADA				
30D	54%	61%	43%	95%	48%	82%				
90D	47%	57%	54%	118%	53%	89%				
180D	43%	47%	43%	97%	50%	68%				
365D	44%	48%	45%	89%	93%	69%				

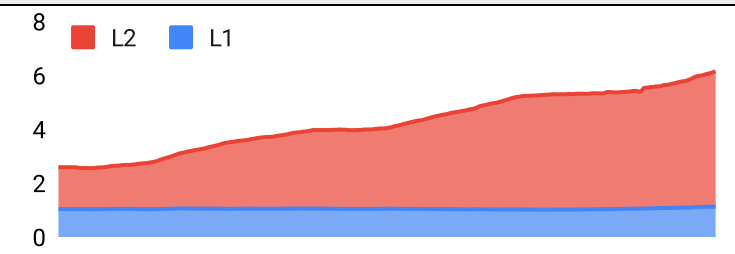
Correlations

Intra-Crypto Correlations, LTM							Rolling 3M Correlations, LTM				
	BTC	ETH	BNB	SOL	XRP	ADA					
BTC											
ETH	0.81										
BNB	0.60	0.61									
SOL	0.64	0.60	0.47								
XRP	0.40	0.47	0.34	0.42							
ADA	0.66	0.68	0.55	0.65	0.63						

Stablecoins

Stablecoin Market Size and Volume, \$m					Stablecoin Dominance (LHS) & Market Cap \$b (RHS), LTM	
Ticker	Price	1d Vol	20d Avg Vol	Market Cap		
USDT	1.00	37,135	46,813	95,524		
USDC	1.00	5,102	5,903	25,909		
DAI	1.00	265	226	5,349		
TUSD	0.97	121	241	1,832		
USDD	0.99	11	14	721		
FRAX	1.00	8	15	648		

Ethereum Mainnet & Layer 2s

Mainnet & Layer 2 Transactions (m/day) and L2 TVL (\$m)					Transactions (m/day), Rolling 90-Day Average, LTM	
Network	1d	30d Avg	TVL	Tech Type		
zkSync Era	1.8	1.4	485	ZKR		
Ethereum	1.2	1.2	-	Mainnet		
Arbitrum One	0.9	1.0	10,310	ORU		
Mantle	0.2	0.6	301	Optimium		
OP Mainnet	0.4	0.4	5,360	ORU		
Base	0.3	0.3	706	ORU		
Arbitrum Nova	0.4	0.3	29	Optimium		
dYdX v3	0.1	0.3	288	App-specific ZKR		
Immutable X	0.2	0.2	180	App-specific Validium		
Linea	0.2	0.2	182	ZKR		

Layer 2 Token Performance & Market Cap (\$m)

	MATIC	OP	IMX	ARB	MNT
30d Return	-31%	-18%	-25%	26%	9%
Market Cap	6,950	2,970	2,490	2,270	2,040

NFTs and DAOs

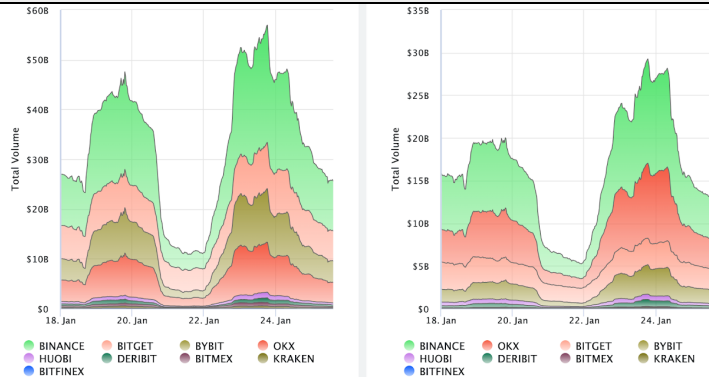
NFT Collection Stats (in ETH)						DAO Treasury Amount (\$m) and Composition					
Collection	Floor	Listings	3M Ret.	3M Vol	Market Cap	DAO	Treasury	Stables	BTC/ETH	Own Tokens	Other
CryptoPunks	61.0	932	37%	41,340	609,900	Arbitrum	6,322	0%	0%	100%	0%
Bored Ape	25.1	444	-12%	174,825	251,111	Optimism	2,700	0%	0%	100%	0%
Pudgy Penguins	18.1	526	255%	100,403	160,873	Mantle	2,433	5%	6%	78%	12%
Autoglyphs	250.0	4	47%	290	128,000	Uniswap	2,347	0%	0%	100%	0%
Mutant Ape	4.5	961	-19%	117,431	87,360	ENS	1,384	1%	1%	98%	0%
Squiggle	8.6	248	-1%	2,660	85,938	Ethereum	700	0%	100%	0%	0%
Azuki	7.1	650	37%	106,164	71,250	Lido	425	1%	21%	78%	0%
Fidenza	69.4	39	39%	2,641	69,351	Golem	388	0%	96%	4%	0%
The Captainz	4.7	118	9%	18,757	46,995	Gnosis	356	9%	26%	46%	19%
Mocaverse	4.9	93	492%	4,599	43,373	Maker	253	21%	0%	79%	0%

Crypto News

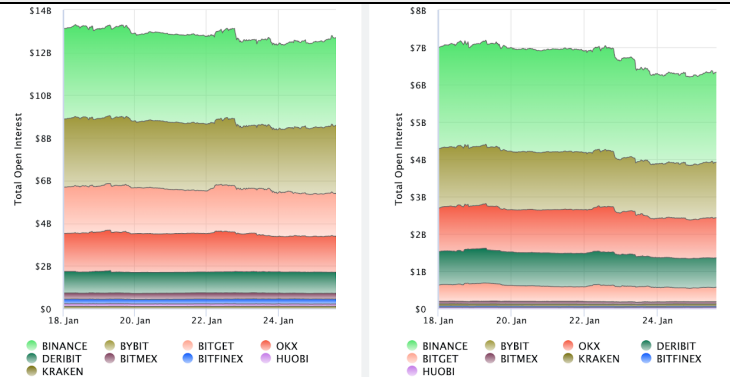
- [Deribit sees increase in bitcoin futures open interest despite declines on the Chicago Mercantile Exchange - The Block](#)
- [US Will Sell \\$117 Million in Bitcoin Seized From Silk Road Drug Trafficker - Decrypt](#)
- [UK Supreme Court Refuses Craig Wright Appeal Against Bitcoin Podcaster - CoinDesk](#)
- [Axiom, Protocol for Historical Ethereum Data, Raises \\$20M, Led by Paradigm, Standard Crypto - CoinDesk](#)
- [US gov't's planned \\$118M Bitcoin sale is 'peanuts' compared to GBTC - Cointelegraph](#)
- [Polygon almost acquired as many users in 2023 as Ethereum: Report - Cointelegraph](#)
- [Celsius moves a massive \\$1B in Ethereum to CEXs: Repayments incoming? - Cointelegraph](#)
- [OKX token's \\$6.5B flash crash, crypto exec 'Mr Bang' on the run: Asia Express - Cointelegraph](#)
- [Swan Bitcoin unveils mining arm, eyes public listing within 12 months - Cointelegraph](#)

Crypto Futures

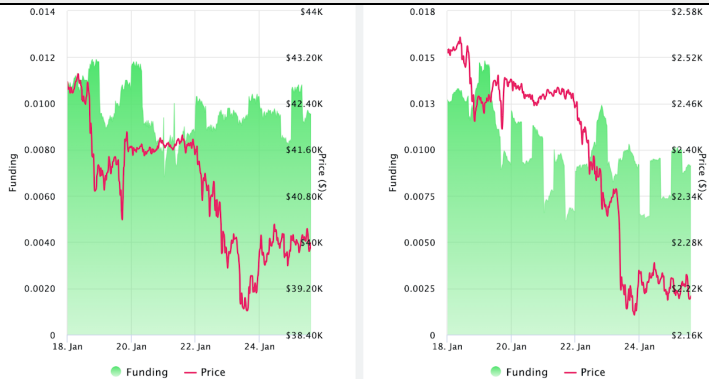
Futures Volume (BTC LHS ; ETH RHS), 1d



Futures Open Interest (BTC LHS ; ETH RHS)



OI Weighted Funding Rate (BTC LHS ; ETH RHS), 1d

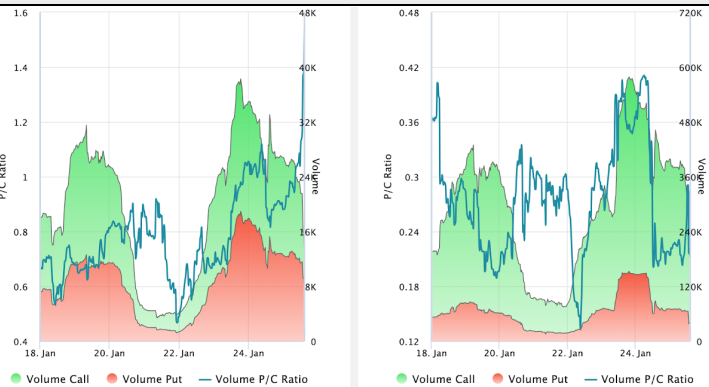


Liquidations (BTC LHS ; ETH RHS), 1d

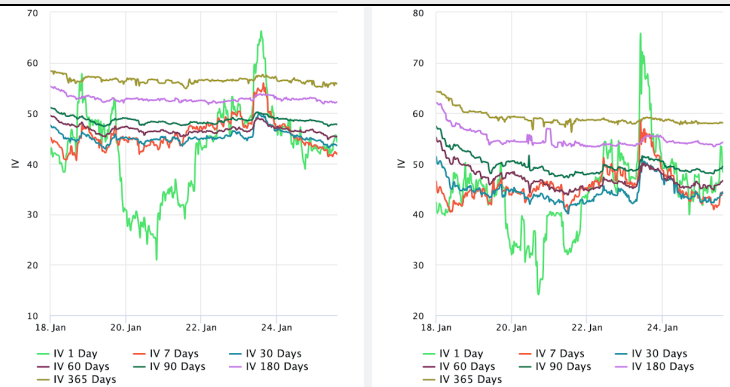


Crypto Options

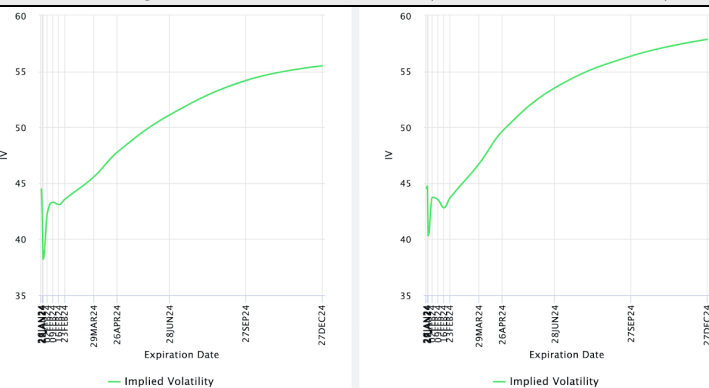
Options Volume & Put/Call Ratio (BTC LHS ; ETH RHS), 1d



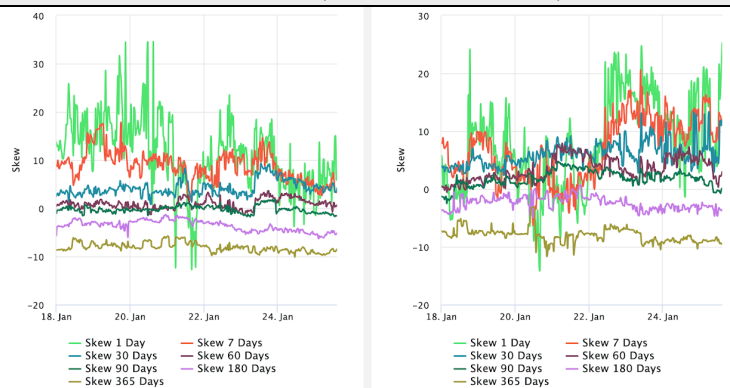
ATM Implied Volatility (BTC LHS ; ETH RHS)



ATM Implied Vol Term Structure (BTC LHS ; ETH RHS)



25 Delta Skew (BTC LHS ; ETH RHS)





January 26, 2024

About GSR

GSR has over a decade of extensive experience in the crypto market, serving as a trusted liquidity provider and active, multi-stage investor. Our suite of services includes OTC Trading, Derivatives, and Market Making. GSR is actively involved in every major sector of the digital asset ecosystem, working with token issuers, institutional investors, miners, and leading trading venues.

For more information or if we can help with anything, please see gsr.io or contact us at gsr@gsr.io.

Follow GSR for more content: [Twitter](#) [Telegram](#) [LinkedIn](#)

Authors

Matt Kunke, Research Analyst [Twitter](#) [Telegram](#) [LinkedIn](#)
Brian Rudick, Senior Strategist [Twitter](#) [Telegram](#) [LinkedIn](#)

Required Disclosures

This material is provided by GSR (the "Firm") solely for informational purposes, is intended only for sophisticated, institutional investors and does not constitute an offer or commitment, a solicitation of an offer or commitment, or any advice or recommendation, to enter into or conclude any transaction (whether on the terms shown or otherwise), or to provide investment services in any state or country where such an offer or solicitation or provision would be illegal. The Firm is not and does not act as an advisor or fiduciary in providing this material. GSR is not authorised or regulated in the UK by the Financial Conduct Authority. The protections provided by the UK regulatory system will not be available to you. Specifically, information provided herein is intended for institutional persons only and is not suitable for retail persons in the United Kingdom, and no solicitation or recommendation is being made to you in regards to any products or services.

This material is not a research report, and not subject to any of the independence and disclosure standards applicable to research reports prepared pursuant to FINRA or CFTC research rules. This material is not independent of the Firm's proprietary interests, which may conflict with the interests of any counterparty of the Firm. The Firm trades instruments discussed in this material for its own account, may trade contrary to the views expressed in this material, and may have positions in other related instruments.

Information contained herein is based on sources considered to be reliable, but is not guaranteed to be accurate or complete. Any opinions or estimates expressed herein reflect a judgment made by the author(s) as of the date of publication, and are subject to change without notice. Trading and investing in digital assets involves significant risks including price volatility and illiquidity and may not be suitable for all investors. The Firm is not liable whatsoever for any direct or consequential loss arising from the use of this material. Copyright of this material belongs to GSR. Neither this material nor any copy thereof may be taken, reproduced or redistributed, directly or indirectly, without prior written permission of GSR

Notes & Sources

All options data is based on Deribit and derivatives graphics are from Laevidas. Market returns are based on price returns for the following ETFs: VOO, QQQ, EWU, EWG, EWJ, and EWH. Onchain volumes are not considered and thus certain token volumes may be understated (e.g., stETH).

CoinGecko	Santiment	DefiLlama	CoinMarketCap	Laevidas
L2Beat	Google Finance	TradingView	Deribit	WorldCoinIndex
Cryptorank	Investing.com	NFT Price Floor	CryptoSlate	