











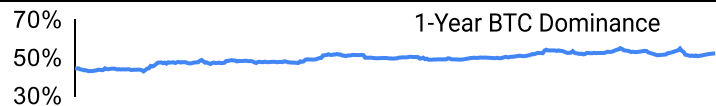
## Crypto Leaderboard

Rank	Name	Ticker	Price	24h	7d	30d	24h Vol \$m	MC \$m	1-Year Chart
1	Bitcoin	BTC	\$42,005	-1%	6%	0%	14,811	823,825	
2	Ethereum	ETH	\$2,247	-1%	-3%	-2%	7,136	270,173	
3	Tether	USDT	\$1.00	0%	0%	0%	23,575	96,230	
4	BNB	BNB	\$306	0%	0%	-3%	611	47,177	
5	Solana	SOL	\$96.6	-1%	16%	-5%	2,110	41,746	
6	XRP Ledger	XRP	\$0.52	-1%	-1%	-16%	748	28,419	
7	USD Coin	USDC	\$1.00	0%	0%	0%	4,035	26,202	
8	Lido stETH	STETH	\$2,243	-1%	-3%	-2%	41	21,110	
9	Cardano	ADA	\$0.49	0%	2%	-19%	298	17,159	
10	Avalanche	AVAX	\$34.8	-2%	18%	-11%	694	12,718	

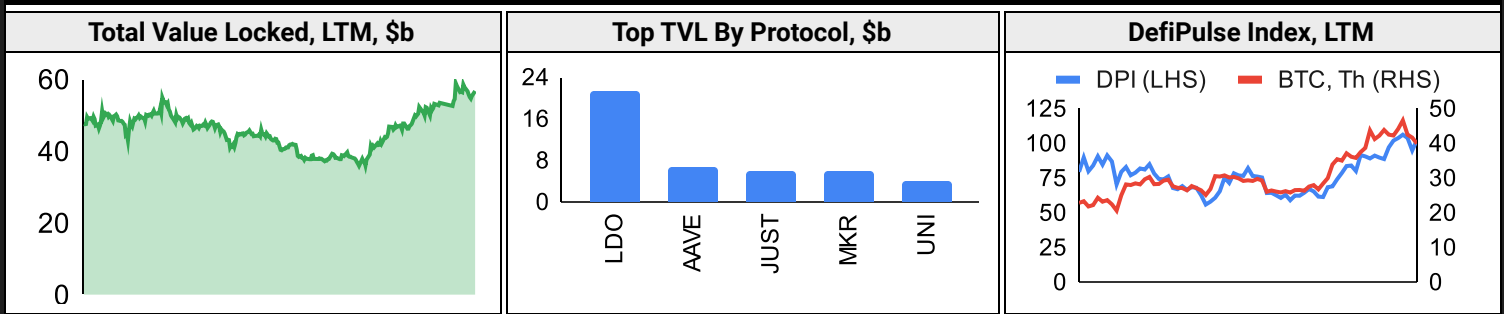
## Top & Bottom Performers - Top 100 Tokens

24h		7 Days		30 Days		90 Days		365 Days	
CFX	7%	TAO	40%	SUI	75%	BONK	1418%	KAS	1634%
XMR	5%	SUI	33%	TIA	47%	TIA	655%	INJ	1391%
SUI	5%	CFX	33%	RON	34%	SEI	480%	BONK	1016%
MANTA	4%	HNT	28%	BLUR	30%	HNT	420%	STX	397%
TKX	-5%	WEMIX	-3%	GALA	-26%	TON	-4%	APT	-51%
RON	-7%	STETH	-3%	ALGO	-26%	BCH	-4%	FLR	-52%
MNT	-7%	RETH	-4%	BTT	-29%	XLM	-6%	GALA	-62%
TAO	-8%	MNT	-7%	QNT	-29%	XRP	-13%	APE	-77%

## Category Performance

Category	7d	30d	90d	180d	365d	Ecosystem	7d	30d	90d	180d	365d
Other DeFi	2%	3%	61%	79%	149%	Avalanche	2%	-1%	55%	51%	31%
IoT/Data/Comp.	8%	-1%	93%	104%	45%	Tron	3%	-4%	9%	35%	35%
CEXs	7%	-6%	45%	36%	6%	Polygon	3%	-8%	41%	54%	49%
Scaling	2%	-8%	119%	94%	20%	Cosmos	5%	-9%	84%	131%	175%
Lending	1%	-9%	24%	35%	23%	Ethereum	1%	-9%	27%	27%	17%
Currency	2%	-11%	15%	19%	28%	BSC	3%	-16%	59%	79%	97%
Smart Contract	4%	-12%	57%	64%	21%	Polkadot	3%	-18%	34%	34%	-5%
Gaming/Entertai	3%	-14%	46%	75%	-10%	Solana	-7%	-22%	68%	92%	85%
Meme	2%	-15%	1%	9%	-19%						
DEX	3%	-17%	66%	83%	34%						
Privacy	-9%	-28%	-8%	1%	-47%						

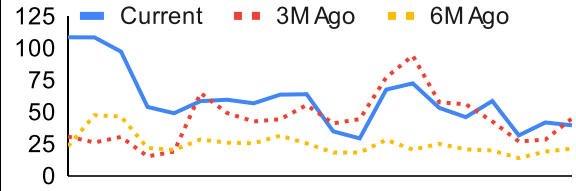
## DeFi



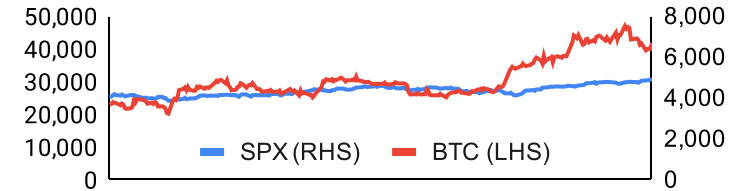
## Trading Volume

Aggregate Volumes by Product, \$b					Top Derivatives Exchanges, \$m and bps					Top Spot Exchanges, \$m		
Product	1d	7d	30d	O/I	Exchange	1d Vol	O/I	Mkr	Tkr	Exchange	Score	1d Vol
Spot	20	192	990	n/a	Binance	29,441	11,733	2.0	4.0	Binance	9.9	8,852
Perpetuals	148	1,100	5,920	125	Bybit	9,175	7,660	2.0	5.5	Coinbase	8.4	1,047
Futures	0	2	16	1	OKX	11,174	4,055	2.0	5.0	Kraken	8.2	585
Options	0	10	43	n/a	Bitget	8,352	3,003	2.0	6.0	KuCoin	7.5	522

Daily Spot Volume, Top 100 Tokens Last 20d, \$b		Top Volume, 1d, \$m		Top Volume, %20d Avg		Low Volume, %20d Avg	
		USDT	28,228	RETH	258%	ETC	26%
		FDUSD	2,936	CFX	227%	BLUR	33%
		SOL	1,996	RON	155%	TUSD	35%
		BNB	772	IOTA	149%	DYDX	38%
		XRP	746	AVAX	102%	ARB	43%

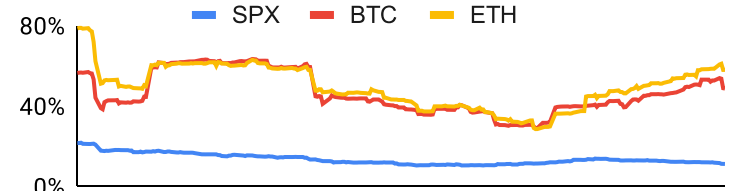
## Traditional Finance

Global Equity Markets							SPX vs. BTC, LTM	
	US	USGrwth	UK	Germany	Japan	HK		
1D	0%	-1%	1%	0%	-1%	1%		
7D	1%	1%	2%	2%	-1%	3%		
90D	19%	23%	11%	19%	15%	-1%		
365D	22%	45%	4%	8%	14%	-25%		

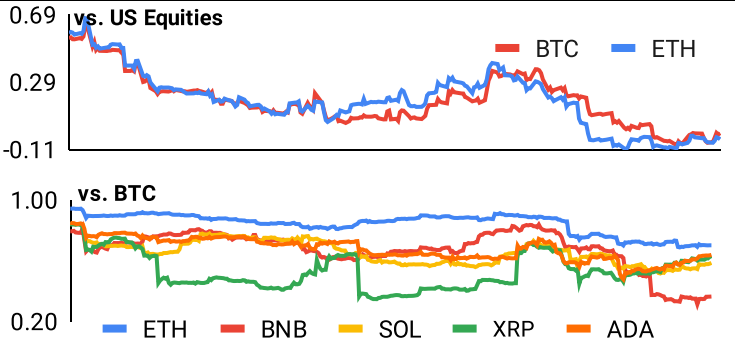
  

10-Year Treasury Yields							Commodities & FX					
	US	Brazil	UK	Germany	Japan	HK	Last	WTI	Gas	Gold	USD/EUR	USD/JPY
Last	4.11%	10.57%	3.96%	2.25%	0.71%	3.56%	Last	76.8	2.10	2,042	0.93	147.9
1d Chg	-0.05	-0.01	-0.01	-0.05	-0.02	-0.06	1d % Chg	-1.5%	-3.4%	0.3%	0.5%	-0.2%

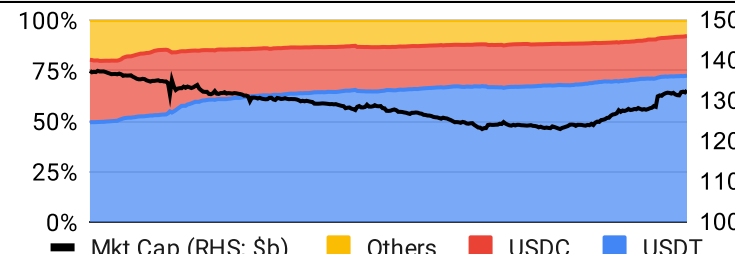
## Volatility

Annualized Volatility							Rolling 3M Annualized Volatility, LTM			
	BTC	ETH	BNB	SOL	XRP	ADA				
30D	55%	61%	41%	93%	50%	82%				
90D	47%	57%	54%	117%	52%	89%				
180D	43%	47%	43%	97%	50%	68%				
365D	45%	48%	44%	89%	93%	69%				

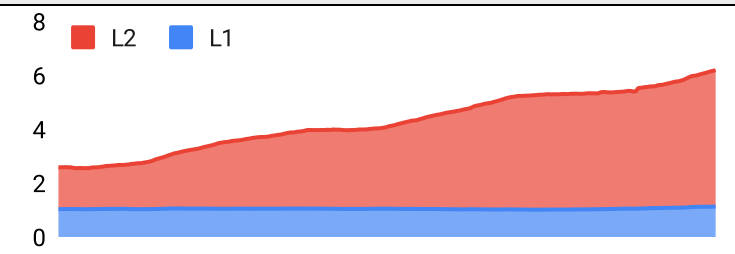
## Correlations

Intra-Crypto Correlations, LTM							Rolling 3M Correlations, LTM				
	BTC	ETH	BNB	SOL	XRP	ADA					
BTC											
ETH	0.81										
BNB	0.60	0.60									
SOL	0.64	0.60	0.47								
XRP	0.41	0.47	0.35	0.42							
ADA	0.66	0.68	0.55	0.65	0.63						

## Stablecoins

Stablecoin Market Size and Volume, \$m					Stablecoin Dominance (LHS) & Market Cap \$b (RHS), LTM	
Ticker	Price	1d Vol	20d Avg Vol	Market Cap		
USDT	1.00	28,228	43,304	96,013		
USDC		0	0	26,148		
DAI	1.00	162	215	5,349		
TUSD	0.99	77	218	1,599		
USDD	0.99	12	13	722		
FRAX		0	0	648		

## Ethereum Mainnet & Layer 2s

Mainnet & Layer 2 Transactions (m/day) and L2 TVL (\$m)					Transactions (m/day), Rolling 90-Day Average, LTM	
Network	1d	30d Avg	TVL	Tech Type		
zkSync Era	1.4	1.4	482	ZKR		
Ethereum	1.1	1.2	-	Mainnet		
Arbitrum One	0.8	0.9	10,420	ORU		
Mantle	0.2	0.6	297	Optimium		
OP Mainnet	0.4	0.4	5,250	ORU		
Base	0.4	0.3	709	ORU		
Arbitrum Nova	0.4	0.3	29	Optimium		
dYdX v3	0.1	0.2	285	App-specific ZKR		
Linea	0.2	0.2	195	ZKR		
Immutable X	0.2	0.2	185	App-specific Validium		

Layer 2 Token Performance & Market Cap (\$m)					
	MATIC	OP	IMX	ARB	MNT
30d Return	-19%	-18%	-15%	24%	-7%
Market Cap	7,220	2,890	2,610	2,280	1,900

## NFTs and DAOs

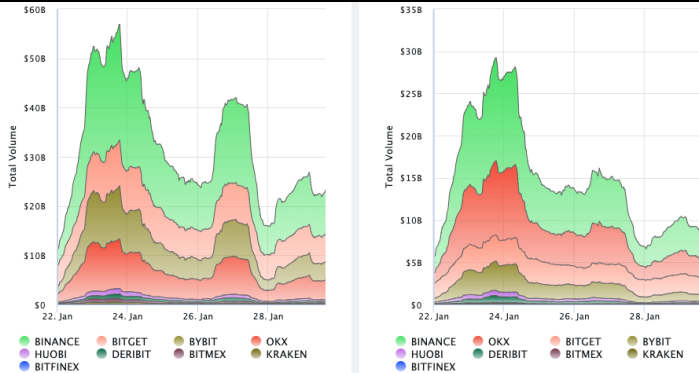
NFT Collection Stats (in ETH)						DAO Treasury Amount (\$m) and Composition					
Collection	Floor	Listings	3M Ret.	3M Vol	Market Cap	DAO	Treasury	Stables	BTC/ETH	Own Tokens	Other
CryptoPunks	62.0	937	32%	40,666	619,900	Arbitrum	6,390	0%	0%	100%	0%
Bored Ape	25.0	360	-17%	167,142	249,900	Optimism	2,622	0%	0%	100%	0%
Pudgy Penguins	16.0	493	218%	103,499	142,208	Uniswap	2,371	0%	0%	100%	0%
Autoglyphs	250.0	5	47%	290	128,000	Mantle	2,325	5%	6%	77%	12%
Mutant Ape	4.4	872	-21%	117,478	86,133	ENS	1,304	1%	1%	98%	0%
Squiggle	8.0	243	-8%	2,673	79,952	Ethereum	706	0%	100%	0%	0%
Fidenza	69.4	39	16%	2,641	69,351	Lido	432	1%	21%	78%	0%
Azuki	6.9	623	36%	108,125	69,150	Golem	389	0%	96%	4%	0%
The Captainz	4.5	113	-18%	17,638	44,886	Gnosis	360	9%	26%	46%	19%
Mocaverse	4.7	102	376%	4,643	41,726	Maker	243	21%	0%	78%	0%

## Crypto News

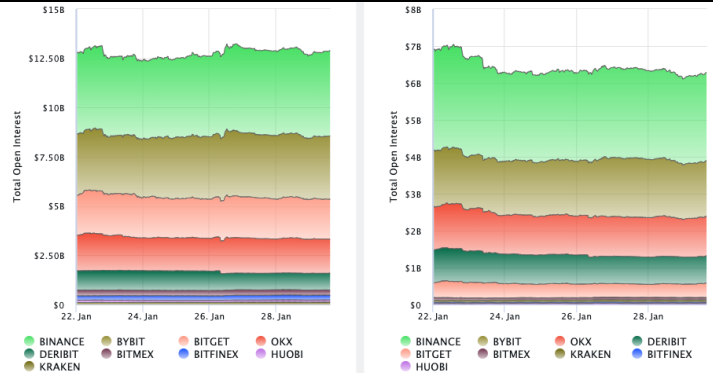
- [Animoca Brands' Darewise Entertainment, Creator of Life Beyond, Announces Strategic Partnership With DFZ Labs, Creator of Deadfellaz – Pre](#)
- [Stablecoin TUSD Remains Below Intended \\$1 Peg as Avara's GHO Surges to Near-Peg Heights – Altcoins Bitcoin News - Bitcoin.com News](#)
- [The invisible engine: How OTC trading powers Bitcoin ETFs - CryptoSlate](#)
- [Crypto Hiring: Hut 8 exec set to take over Celsius mining company - Blockworks](#)
- [Tokenization top of mind for Taurus in 2024 after FINMA approval - Blockworks](#)
- [Roughly '60% chance' of spot ETH ETF approval in May: Seyffart - Blockworks](#)
- [Bitcoin ETFs see net outflows for 4 straight days - Blockworks](#)
- [JPMorgan says GBTC outflows stemmed, bitcoin downside 'should be largely behind us' - Blockworks](#)
- [US files notice to sell \\$130M in bitcoin linked to Silk Road agent - Blockworks](#)

## Crypto Futures

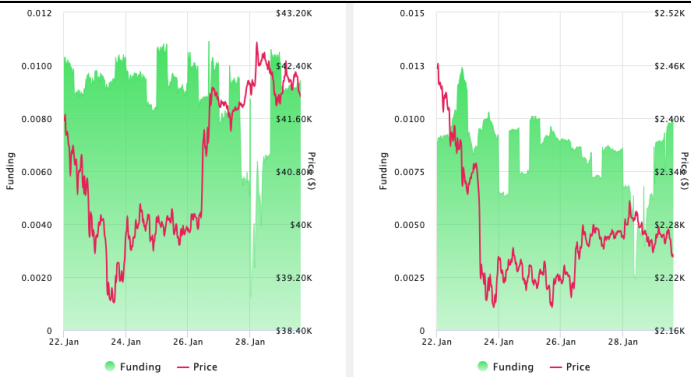
### Futures Volume (BTC LHS ; ETH RHS), 1d



### Futures Open Interest (BTC LHS ; ETH RHS)



### OI Weighted Funding Rate (BTC LHS ; ETH RHS), 1d

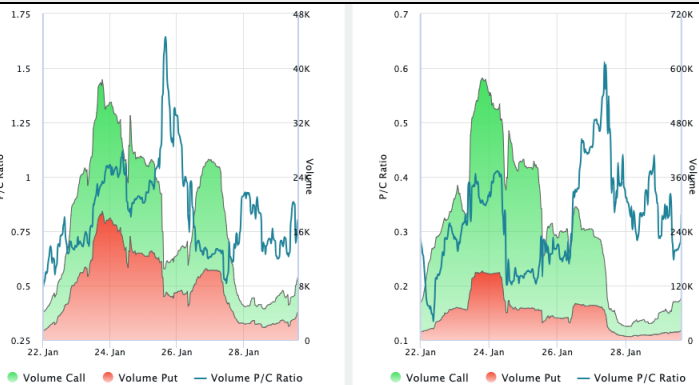


### Liquidations (BTC LHS ; ETH RHS), 1d

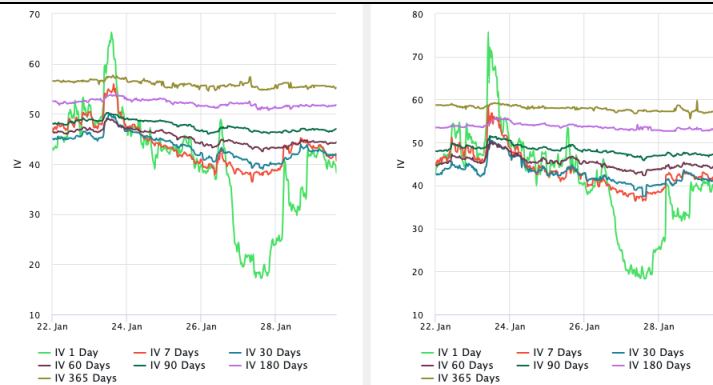


## Crypto Options

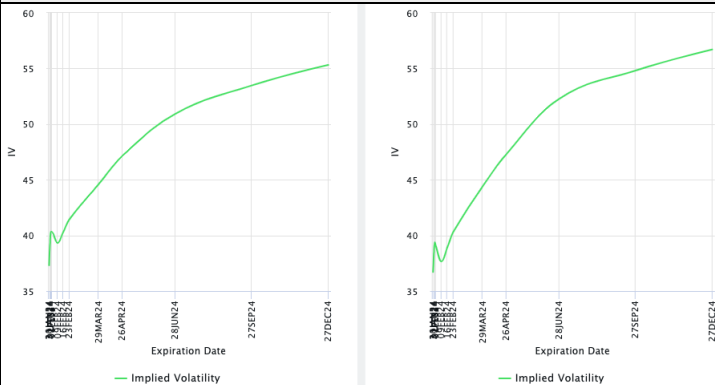
### Options Volume & Put/Call Ratio (BTC LHS ; ETH RHS), 1d



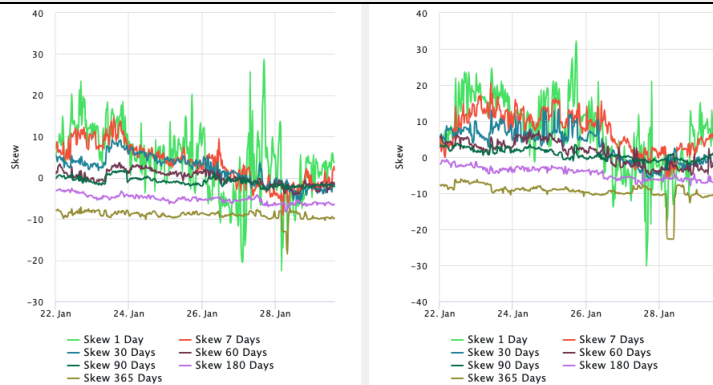
### ATM Implied Volatility (BTC LHS ; ETH RHS)



### ATM Implied Vol Term Structure (BTC LHS ; ETH RHS)



### 25 Delta Skew (BTC LHS ; ETH RHS)





January 29, 2024

### About GSR

GSR has over a decade of extensive experience in the crypto market, serving as a trusted liquidity provider and active, multi-stage investor. Our suite of services includes OTC Trading, Derivatives, and Market Making. GSR is actively involved in every major sector of the digital asset ecosystem, working with token issuers, institutional investors, miners, and leading trading venues.

For more information or if we can help with anything, please see [gsr.io](https://gsr.io) or contact us at [gsr@gsr.io](mailto:gsr@gsr.io).

Follow GSR for more content: [Twitter](#) [Telegram](#) [LinkedIn](#)

### Authors

Matt Kunke, Research Analyst [Twitter](#) [Telegram](#) [LinkedIn](#)  
Brian Rudick, Senior Strategist [Twitter](#) [Telegram](#) [LinkedIn](#)

### Required Disclosures

This material is provided by GSR (the "Firm") solely for informational purposes, is intended only for sophisticated, institutional investors and does not constitute an offer or commitment, a solicitation of an offer or commitment, or any advice or recommendation, to enter into or conclude any transaction (whether on the terms shown or otherwise), or to provide investment services in any state or country where such an offer or solicitation or provision would be illegal. The Firm is not and does not act as an advisor or fiduciary in providing this material. GSR is not authorised or regulated in the UK by the Financial Conduct Authority. The protections provided by the UK regulatory system will not be available to you. Specifically, information provided herein is intended for institutional persons only and is not suitable for retail persons in the United Kingdom, and no solicitation or recommendation is being made to you in regards to any products or services.

This material is not a research report, and not subject to any of the independence and disclosure standards applicable to research reports prepared pursuant to FINRA or CFTC research rules. This material is not independent of the Firm's proprietary interests, which may conflict with the interests of any counterparty of the Firm. The Firm trades instruments discussed in this material for its own account, may trade contrary to the views expressed in this material, and may have positions in other related instruments.

Information contained herein is based on sources considered to be reliable, but is not guaranteed to be accurate or complete. Any opinions or estimates expressed herein reflect a judgment made by the author(s) as of the date of publication, and are subject to change without notice. Trading and investing in digital assets involves significant risks including price volatility and illiquidity and may not be suitable for all investors. The Firm is not liable whatsoever for any direct or consequential loss arising from the use of this material. Copyright of this material belongs to GSR. Neither this material nor any copy thereof may be taken, reproduced or redistributed, directly or indirectly, without prior written permission of GSR

### Notes & Sources

All options data is based on Deribit and derivatives graphics are from Laevidas. Market returns are based on price returns for the following ETFs: VOO, QQQ, EWU, EWG, EWJ, and EWH. Onchain volumes are not considered and thus certain token volumes may be understated (e.g., stETH).

CoinGecko	Santiment	DefiLlama	CoinMarketCap	Laevidas
L2Beat	Google Finance	TradingView	Deribit	WorldCoinIndex
Cryptorank	Investing.com	NFT Price Floor	CryptoSlate	