











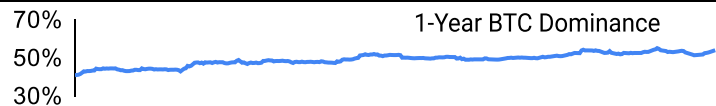
Crypto Leaderboard

Rank	Name	Ticker	Price	24h	7d	30d	24h Vol \$m	MC \$m	1-Year Chart
1	Bitcoin	BTC	\$44,988	1%	2%	3%	26,807	881,688	
2	Ethereum	ETH	\$2,263	1%	-4%	-3%	19,650	272,101	
3	Tether	USDT	\$1.00	0%	0%	0%	43,557	93,570	
4	BNB	BNB	\$302	-1%	-4%	27%	1,140	46,529	
5	Solana	SOL	\$95.	-2%	-13%	32%	3,301	41,042	
6	XRP Ledger	XRP	\$0.56	-1%	-10%	-14%	1,665	30,571	
7	USD Coin	USDC	\$1.00	0%	0%	0%	9,872	25,306	
8	Lido stETH	STETH	\$2,262	0%	-4%	-3%	13	20,962	
9	Cardano	ADA	\$0.51	-2%	-18%	-12%	663	17,895	
10	Avalanche	AVAX	\$34.2	-4%	-18%	8%	898	12,552	

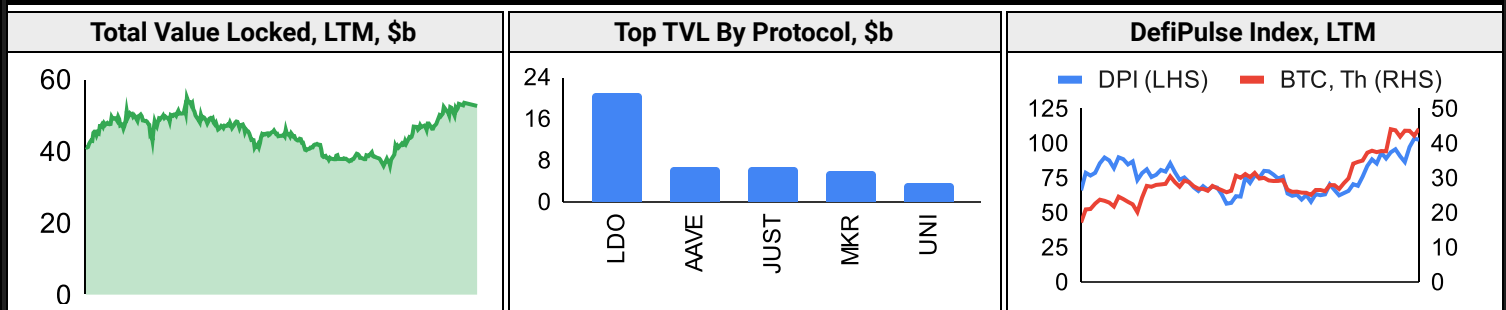
Top & Bottom Performers - Top 100 Tokens

24h		7 Days		30 Days		90 Days		365 Days	
INJ	10%	STX	23%	SEI	158%	BONK	5553%	INJ	2847%
BEAM	9%	OSMO	13%	ICP	133%	OSMO	557%	KAS	2093%
ICP	6%	MKR	6%	INJ	124%	SEI	557%	STX	762%
RNDR	6%	WBT	5%	OSMO	122%	INJ	467%	CFX	669%
SATS	-8%	MINA	-26%	RUNE	-24%	DAI	0%	EOS	-21%
HNT	-8%	FIL	-27%	WEMIX	-28%	USDC	0%	LUNC	-26%
FIL	-9%	BSV	-27%	TAO	-33%	TUSD	0%	GALA	-27%
TIA	-10%	BONK	-27%	LUNC	-34%	USDD	-1%	CHZ	-34%

Category Performance

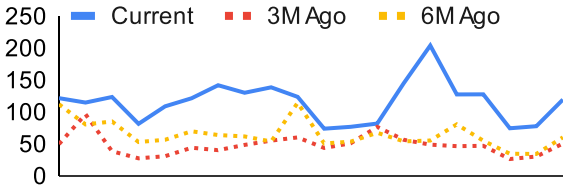
Category	7d	30d	90d	180d	365d	Ecosystem	7d	30d	90d	180d	365d
Scaling	-12%	42%	159%	100%	109%	Cosmos	-6%	27%	167%	148%	382%
Other DeFi	-9%	8%	95%	68%	310%	BSC	-17%	15%	102%	82%	229%
IoT/Data/Comp.	-13%	6%	109%	79%	83%	Solana	4%	6%	138%	113%	216%
Smart Contract	-15%	5%	106%	67%	85%	Polkadot	-18%	1%	72%	37%	39%
Currency	-11%	2%	43%	23%	64%	Polygon	-17%	1%	76%	46%	129%
CEXs	-6%	-4%	58%	29%	50%	Avalanche	-15%	-4%	65%	42%	62%
DEX	-15%	-5%	115%	91%	107%	Tron	-8%	-5%	30%	31%	60%
Privacy	-10%	-6%	28%	1%	-18%	Ethereum	-12%	-8%	46%	26%	56%
Lending	-13%	-9%	49%	39%	83%						
Gaming/Entertai	-17%	-10%	96%	79%	43%						
Meme	-14%	-18%	39%	14%	55%						

DeFi

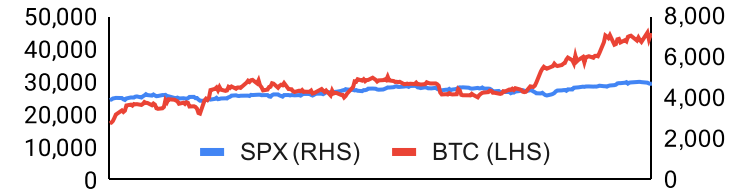


Trading Volume

Aggregate Volumes by Product, \$b					Top Derivatives Exchanges, \$m and bps					Top Spot Exchanges, \$m		
Product	1d	7d	30d	O/I	Exchange	1d Vol	O/I	Mkr	Tkr	Exchange	Score	1d Vol
Spot	42	287	1,160	n/a	Binance	54,720	11,128	2.0	4.0	Binance	9.9	15,077
Perpetuals	170	1,410	7,980	87	OKX	23,460	4,028	2.0	5.0	Coinbase	8.5	2,313
Futures	1	5	17	1	Bybit	16,362	7,300	2.0	5.5	Kraken	8.1	963
Options	2	10	38	n/a	KuCoin	2,057	1,454	2.0	6.0	KuCoin	7.6	1,190

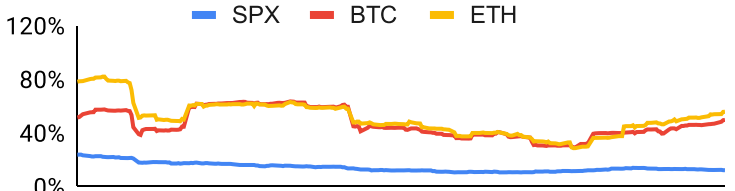
Daily Spot Volume, Top 100 Tokens Last 20d, \$b				Top Volume, 1d, \$m		Top Volume, %20d Avg		Low Volume, %20d Avg	
				USDT	48,346	STX	251%	RETH	21%
				BTC	30,325	RUNE	170%	STETH	50%
				ETH	10,628	TAO	159%	WEMIX	50%
				USDC	5,672	VET	154%	BSV	54%
				SOL	3,580	CRO	151%	ROSE	56%

Traditional Finance

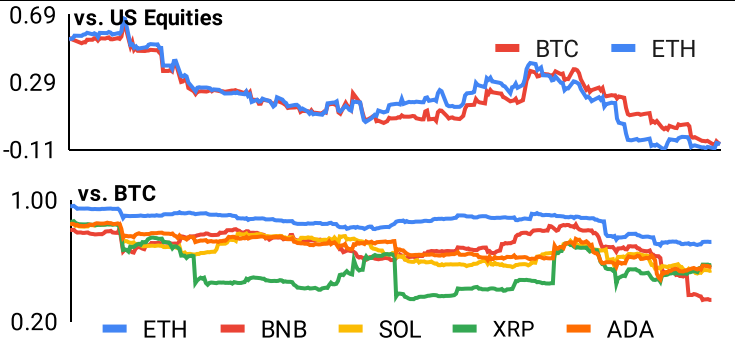
Global Equity Markets							SPX vs. BTC, LTM				
	US	USGrwth	UK	Germany	Japan	HK					
1D	0%	0%	0%	0%	1%	0%					
7D	-2%	-3%	-1%	-2%	-1%	-4%					
90D	9%	9%	7%	11%	8%	-1%					
365D	25%	53%	10%	16%	21%	-21%					

10-Year Treasury Yields							Commodities & FX					
	US	Brazil	UK	Germany	Japan	HK		WTI	Gas	Gold	USD/EUR	USD/JPY
Last	4.01%	10.58%	3.82%	2.16%	0.61%	3.48%	Last	70.3	2.74	2,030	0.91	144.1
1d Chg	-0.03	-0.01	0.04	0.02	0.01	-0.06	1d % Chg	-4.8%	-5.3%	-1.0%	-0.2%	-0.4%

Volatility

Annualized Volatility							Rolling 3M Annualized Volatility, LTM			
	BTC	ETH	BNB	SOL	XRP	ADA				
30D	45%	51%	63%	118%	47%	97%				
90D	46%	51%	51%	118%	52%	81%				
180D	40%	44%	42%	99%	117%	73%				
365D	44%	47%	44%	98%	94%	68%				

Correlations

Intra-Crypto Correlations, LTM							Rolling 3M Correlations, LTM				
	BTC	ETH	BNB	SOL	XRP	ADA					
BTC											
ETH	0.83										
BNB	0.62	0.63									
SOL	0.63	0.63	0.48								
XRP	0.40	0.48	0.35	0.40							
ADA	0.65	0.67	0.57	0.64	0.63						

Stablecoins

Stablecoin Market Size and Volume, \$m					Stablecoin Dominance (LHS) & Market Cap \$b (RHS), LTM	
Ticker	Price	1d Vol	20d Avg Vol	Market Cap		
USDT	1.00	48,346	50,003	93,709		
USDC	1.00	5,672	5,468	25,347		
DAI	1.00	214	249	5,354		
TUSD	1.00	257	329	2,193		
BUSD	1.00	46	52	927		
USDD	0.99	19	18	718		

Ethereum Mainnet & Layer 2s

Transactions (m/day), Rolling 90-Day Average, LTM					
	L2	L1			
Layer 2 Token Performance & Market Cap (\$m)					
	MATIC	OP	IMX	ARB	MNT
30d Return	-14%	54%	6%	48%	-5%
Market Cap	7,400	2,940	2,500	2,240	1,870

NFTs and DAOs

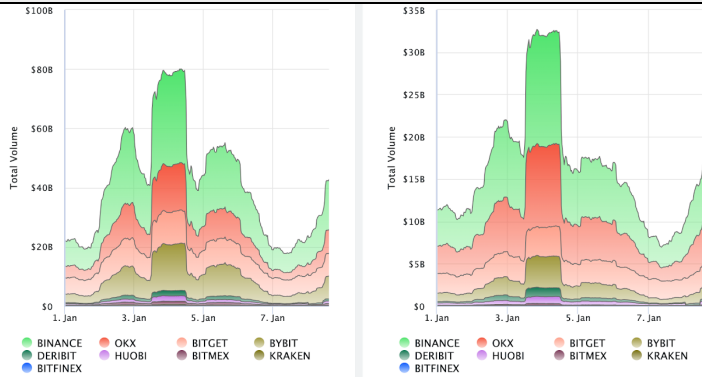
NFT Collection Stats (in ETH)						DAO Treasury Amount (\$m) and Composition					
Collection	Floor	Listings	3M Ret.	3M Vol	Market Cap	DAO	Treasury	Stables	BTC/ETH	Own Tokens	Other
CryptoPunks	54.0	975	19%	31,943	539,900	Arbitrum	6,148	0%	0%	100%	0%
Bored Ape	25.0	344	-1%	184,024	250,000	Optimism	2,765	0%	0%	100%	0%
Autoglyphs	250.0	4	47%	440	128,000	Uniswap	2,451	0%	0%	100%	0%
Pudgy Penguins	10.9	488	120%	82,557	96,488	Mantle	2,332	5%	8%	76%	10%
Mutant Ape	4.9	941	1%	103,469	95,964	ENS	963	2%	1%	97%	0%
Squiggle	8.0	234	-16%	2,566	79,852	Ethereum	699	0%	100%	0%	0%
Azuki	7.5	557	88%	74,258	75,270	Lido	405	1%	22%	77%	0%
Fidenza	73.8	36	48%	2,254	73,726	Golem	391	0%	96%	4%	0%
The Sandbox	0.3	455	26%	527	49,693	Gnosis	334	10%	28%	44%	18%
The Captainz	4.0	127	28%	20,669	40,226	Volta Club	284	32%	0%	0%	68%

Crypto News

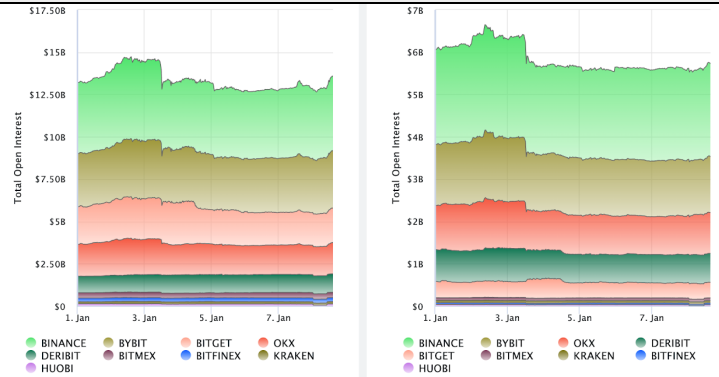
- [26 months after bitcoin futures ETFs launch, traders brace for a spot product - Blockworks](#)
- [Grayscale Announces 1.5% Fees for Its Proposed Bitcoin ETF Uplist - CoinDesk](#)
- [Ethereum Validators Forced to Wait Days to Unstake Amid Celsius Withdraws - CoinDesk](#)
- [Spot Bitcoin ETF issuers file amended S-1 applications — Now await SEC approval - Cointelegraph](#)
- [ARK Invest dumps further 133,000 Coinbase shares as BTC ETF deadline looms - Cointelegraph](#)
- [Spot Bitcoin ETF filers to finalize S-1s today: What to expect? - Cointelegraph](#)
- [Bitcoin-accepting vendors increased 174% in 2023: BTC merchant tracker - Cointelegraph](#)
- [SEC reissues crypto 'FOMO' warning amid hope for spot Bitcoin ETFs - Cointelegraph](#)
- [Bitcoin ETFs will solve unit bias psychology, says VanEck adviser - Cointelegraph](#)

Crypto Futures

Futures Volume (BTC LHS ; ETH RHS), 1d



Futures Open Interest (BTC LHS ; ETH RHS)



OI Weighted Funding Rate (BTC LHS ; ETH RHS), 1d

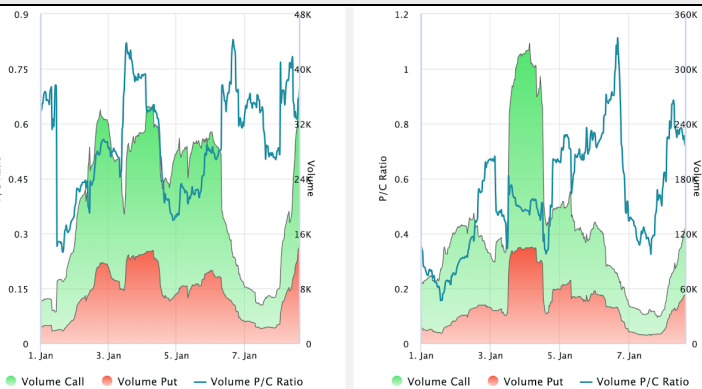


Liquidations (BTC LHS ; ETH RHS), 1d

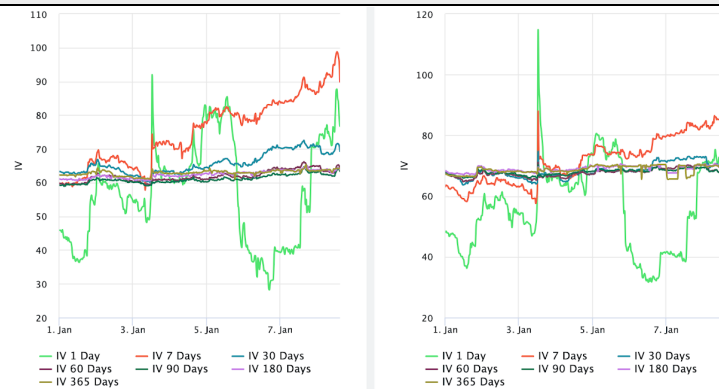


Crypto Options

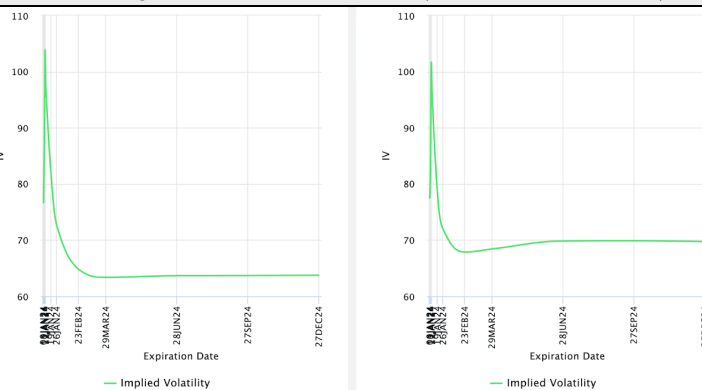
Options Volume & Put/Call Ratio (BTC LHS ; ETH RHS), 1d



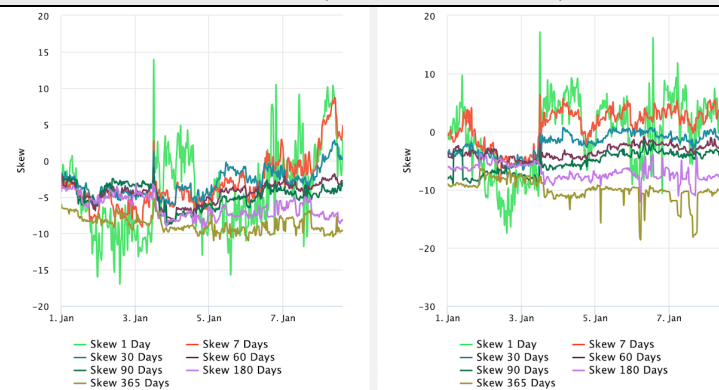
ATM Implied Volatility (BTC LHS ; ETH RHS)



ATM Implied Vol Term Structure (BTC LHS ; ETH RHS)



25 Delta Skew (BTC LHS ; ETH RHS)





January 8, 2024

About GSR

GSR has over a decade of extensive experience in the crypto market, serving as a trusted liquidity provider and active, multi-stage investor. Our suite of services includes OTC Trading, Derivatives, and Market Making. GSR is actively involved in every major sector of the digital asset ecosystem, working with token issuers, institutional investors, miners, and leading trading venues.

For more information or if we can help with anything, please see gsr.io or contact us at gsr@gsr.io.

Follow GSR for more content: [Twitter](#) [Telegram](#) [LinkedIn](#)

Authors

Matt Kunke, Research Analyst [Twitter](#) [Telegram](#) [LinkedIn](#)
Brian Rudick, Senior Strategist [Twitter](#) [Telegram](#) [LinkedIn](#)

Required Disclosures

This material is provided by GSR (the "Firm") solely for informational purposes, is intended only for sophisticated, institutional investors and does not constitute an offer or commitment, a solicitation of an offer or commitment, or any advice or recommendation, to enter into or conclude any transaction (whether on the terms shown or otherwise), or to provide investment services in any state or country where such an offer or solicitation or provision would be illegal. The Firm is not and does not act as an advisor or fiduciary in providing this material. GSR is not authorised or regulated in the UK by the Financial Conduct Authority. The protections provided by the UK regulatory system will not be available to you. Specifically, information provided herein is intended for institutional persons only and is not suitable for retail persons in the United Kingdom, and no solicitation or recommendation is being made to you in regards to any products or services.

This material is not a research report, and not subject to any of the independence and disclosure standards applicable to research reports prepared pursuant to FINRA or CFTC research rules. This material is not independent of the Firm's proprietary interests, which may conflict with the interests of any counterparty of the Firm. The Firm trades instruments discussed in this material for its own account, may trade contrary to the views expressed in this material, and may have positions in other related instruments.

Information contained herein is based on sources considered to be reliable, but is not guaranteed to be accurate or complete. Any opinions or estimates expressed herein reflect a judgment made by the author(s) as of the date of publication, and are subject to change without notice. Trading and investing in digital assets involves significant risks including price volatility and illiquidity and may not be suitable for all investors. The Firm is not liable whatsoever for any direct or consequential loss arising from the use of this material. Copyright of this material belongs to GSR. Neither this material nor any copy thereof may be taken, reproduced or redistributed, directly or indirectly, without prior written permission of GSR

Notes & Sources

All options data is based on Deribit and derivatives graphics are from Laevidas. Market returns are based on price returns for the following ETFs: VOO, QQQ, EWU, EWG, EWJ, and EWH. Onchain volumes are not considered and thus certain token volumes may be understated (e.g., stETH).

CoinGecko	Santiment	DefiLlama	CoinMarketCap	Laevidas
L2Beat	Google Finance	TradingView	Deribit	WorldCoinIndex
Cryptorank	Investing.com	NFT Price Floor	CryptoSlate	