











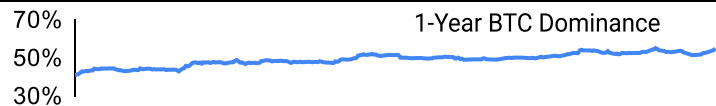
Crypto Leaderboard

Rank	Name	Ticker	Price	24h	7d	30d	24h Vol \$m	MC \$m	1-Year Chart
1	Bitcoin	BTC	\$46,540	4%	4%	6%	40,072	911,900	
2	Ethereum	ETH	\$2,248	-1%	-5%	-4%	23,307	270,196	
3	Tether	USDT	\$1.00	0%	0%	0%	54,958	93,892	
4	BNB	BNB	\$299	-1%	-4%	25%	1,551	46,036	
5	Solana	SOL	\$99.5	6%	-7%	33%	4,268	43,151	
6	XRP Ledger	XRP	\$0.56	-1%	-11%	-16%	1,253	30,285	
7	USD Coin	USDC	\$1.00	0%	0%	0%	10,958	25,220	
8	Lido stETH	STETH	\$2,252	0%	-5%	-4%	27	20,812	
9	Cardano	ADA	\$0.51	0%	-16%	-14%	705	17,814	
10	Avalanche	AVAX	\$35.3	4%	-13%	-5%	994	12,939	

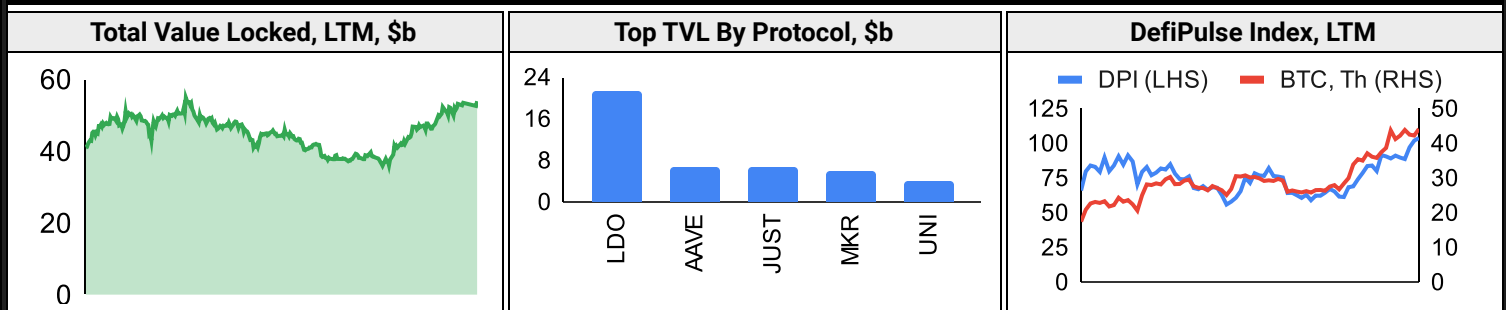
Top & Bottom Performers - Top 100 Tokens

24h		7 Days		30 Days		90 Days		365 Days	
BSV	21%	AKT	33%	SEI	169%	BONK	6744%	INJ	2865%
HNT	20%	STX	26%	ICP	129%	SEI	590%	KAS	2237%
BONK	20%	TIA	25%	OSMO	113%	OSMO	582%	AKT	1273%
TIA	18%	INJ	14%	INJ	98%	INJ	472%	STX	754%
RNDR	-5%	MINA	-23%	RUNE	-27%	FDUSD	0%	LTC	-20%
VET	-5%	FIL	-25%	GALA	-28%	TUSD	0%	EOS	-25%
APT	-6%	EGLD	-25%	TAO	-30%	USDD	-1%	LUNC	-32%
BEAM	-8%	THETA	-26%	LUNC	-42%	XMR	-5%	GALA	-40%

Category Performance

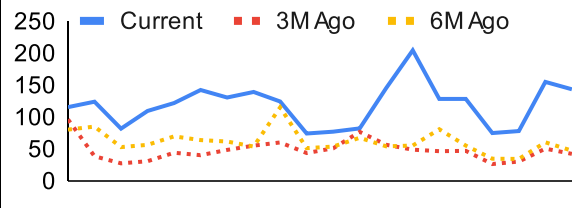
Category	7d	30d	90d	180d	365d	Ecosystem	7d	30d	90d	180d	365d
Scaling	-13%	36%	156%	80%	99%	Cosmos	-5%	24%	174%	140%	384%
Other DeFi	-8%	5%	98%	55%	309%	BSC	-15%	12%	103%	70%	226%
Currency	-9%	5%	50%	13%	66%	Solana	-13%	1%	139%	102%	209%
Smart Contract	-16%	3%	106%	50%	76%	Polkadot	-18%	0%	71%	29%	35%
IoT/Data/Comp.	-13%	-1%	110%	71%	76%	Polygon	-17%	-4%	74%	33%	125%
Lending	-13%	-8%	51%	32%	72%	Avalanche	-14%	-7%	64%	32%	57%
CEXs	-7%	-8%	58%	24%	37%	Tron	-9%	-8%	30%	24%	57%
Privacy	-12%	-9%	26%	-8%	-22%	Ethereum	-12%	-10%	45%	15%	52%
DEX	-17%	-11%	111%	75%	93%						
Gaming/Entertai	-18%	-14%	91%	64%	36%						
Meme	-14%	-21%	39%	6%	47%						

DeFi

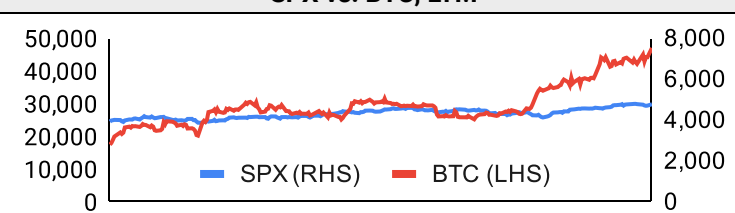


Trading Volume

Aggregate Volumes by Product, \$b					Top Derivatives Exchanges, \$m and bps					Top Spot Exchanges, \$m		
Product	1d	7d	30d	O/I	Exchange	1d Vol	O/I	Mkr	Tkr	Exchange	Score	1d Vol
Spot	44	300	1,200	n/a	Binance	62,128	11,133	2.0	4.0	Binance	9.9	18,031
Perpetuals	227	1,470	8,180	85	Bybit	20,545	7,322	2.0	5.5	Coinbase	8.6	3,267
Futures	1	5	18	1	OKX	26,614	3,937	2.0	5.0	Kraken	8.3	1,694
Options	3	11	41	n/a	KuCoin	2,764	1,460	2.0	6.0	KuCoin	7.7	1,353

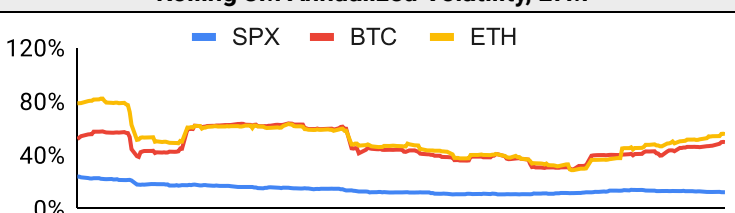
Daily Spot Volume, Top 100 Tokens Last 20d, \$b				Top Volume, 1d, \$m		Top Volume, %20d Avg		Low Volume, %20d Avg	
				USDT	58,035	BONK	213%	RETH	23%
				BTC	39,212	STX	211%	IOTA	44%
				ETH	12,535	WBTC	192%	MANA	45%
				USDC	7,076	HNT	178%	AXS	49%
				FDUSD	5,002	FDUSD	170%	EGLD	51%

Traditional Finance

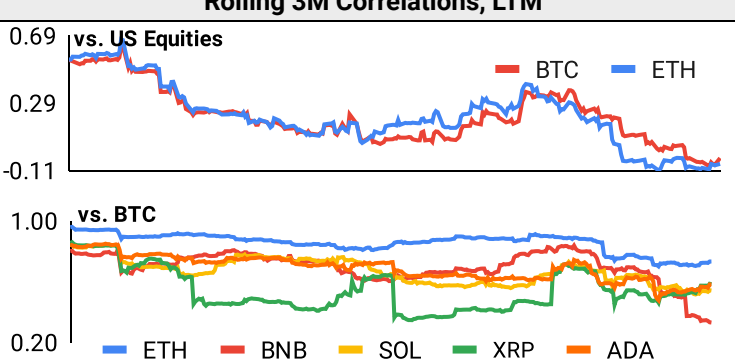
Global Equity Markets							SPX vs. BTC, LTM	
	US	USGrwth	UK	Germany	Japan	HK		
1D	1%	2%	1%	1%	1%	-1%		
7D	0%	-1%	0%	-1%	0%	-5%		
90D	10%	10%	6%	12%	8%	-3%		
365D	24%	52%	9%	15%	20%	-22%		

10-Year Treasury Yields							Commodities & FX					
	US	Brazil	UK	Germany	Japan	HK		WTI	Gas	Gold	USD/EUR	USD/JPY
Last	4.01%	10.62%	3.80%	2.17%	0.59%	3.48%	Last	71.7	3.12	2,041	0.91	143.9
1d Chg	0.01	-0.07	0.02	0.03	0.00	-0.06	1d % Chg	1.3%	4.7%	0.4%	0.0%	-0.2%

Volatility

Annualized Volatility							Rolling 3M Annualized Volatility, LTM			
	BTC	ETH	BNB	SOL	XRP	ADA				
30D	50%	54%	63%	120%	51%	103%				
90D	47%	52%	51%	119%	53%	84%				
180D	40%	43%	41%	96%	54%	67%				
365D	45%	47%	44%	97%	94%	69%				

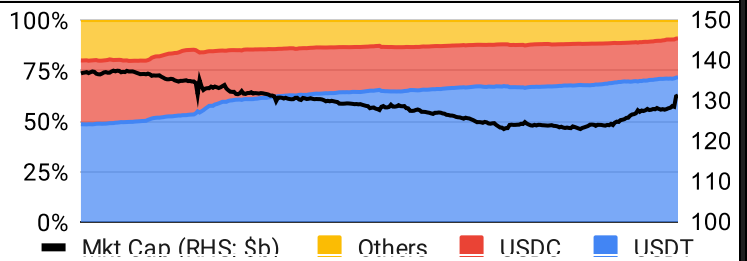
Correlations

Intra-Crypto Correlations, LTM							Rolling 3M Correlations, LTM				
	BTC	ETH	BNB	SOL	XRP	ADA					
BTC											
ETH	0.83										
BNB	0.61	0.63									
SOL	0.64	0.63	0.49								
XRP	0.40	0.48	0.35	0.41							
ADA	0.66	0.68	0.57	0.63	0.63						

Stablecoins

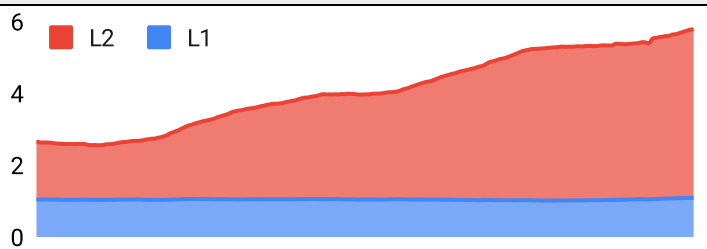
Stablecoin Market Size and Volume, \$m				
Ticker	Price	1d Vol	20d Avg Vol	Market Cap
USDT	1.00	58,035	51,036	94,159
USDC	1.00	7,076	5,629	25,313
DAI	1.00	235	249	5,348
TUSD	1.00	397	305	2,173
BUSD	1.00	50	53	766
USDD	0.99	16	18	717

Stablecoin Dominance (LHS) & Market Cap \$b (RHS), LTM



Ethereum Mainnet & Layer 2s

Transactions (m/day), Rolling 90-Day Average, LTM



Layer 2 Token Performance & Market Cap (\$m)

	MATIC	OP	IMX	ARB	MNT
30d Return	-12%	48%	3%	49%	4%
Market Cap	7,410	3,060	2,480	2,190	1,980

NFTs and DAOs

NFT Collection Stats (in ETH)					
Collection	Floor	Listings	3M Ret.	3M Vol	Market Cap
CryptoPunks	53.0	977	17%	31,961	530,000
Bored Ape	24.5	373	-3%	183,891	244,800
Autoglyphs	250.0	5	47%	440	128,000
Pudgy Penguins	10.8	506	115%	83,705	96,053
Mutant Ape	4.7	955	-4%	104,526	91,131
Squiggle	8.0	230	-16%	2,585	79,852
Fidenza	73.8	34	48%	2,254	73,726
Azuki	6.9	556	68%	76,519	69,300
The Sandbox	0.3	450	26%	530	48,197
The Captainz	4.0	117	23%	20,687	39,946

DAO Treasury Amount (\$m) and Composition

DAO	Treasury	Stables	BTC/ETH	Own Tokens	Other
Arbitrum	6,254	0%	0%	100%	0%
Optimism	2,826	0%	0%	100%	0%
Mantle	2,440	5%	8%	77%	10%
Uniswap	2,379	0%	0%	100%	0%
ENS	925	2%	1%	97%	0%
Ethereum	714	0%	100%	0%	0%
Lido	443	1%	20%	79%	0%
Golem	392	0%	96%	4%	0%
Gnosis	336	10%	28%	44%	18%
Volta Club	277	33%	0%	0%	67%

Crypto News

[Bitcoin ETF hopefuls amend filings as SEC decision looms - Blockworks](#)

[BlackRock, VanEck and Others Update Bitcoin ETF Filing Within Hours of Quick SEC Response - CoinDesk](#)

[SEC Hustles to Answer Latest Bitcoin ETF Filings: Source - CoinDesk](#)

[In Bitcoin ETF Battle, Grayscale Is Bringing 'a Gun to a Knife Fight' - CoinDesk](#)

[First Mover Americas: It's ETF Deadline Week - CoinDesk](#)

[Bitcoin price briefly slips below \\$46K on Binance amid BlackRock's new S-1 - Cointelegraph](#)

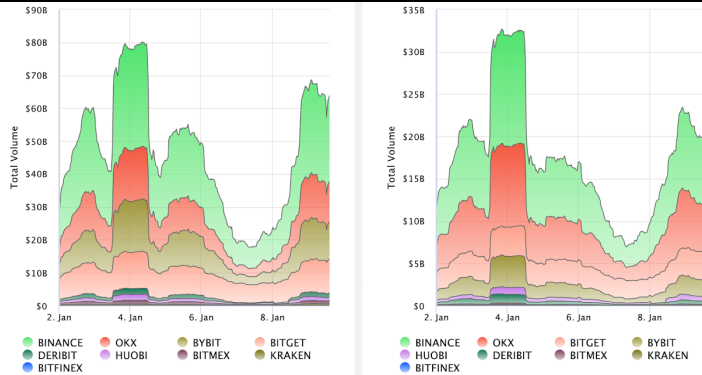
[New York Times lawsuit faces pushback from OpenAI over ethical AI practices - Cointelegraph](#)

[This Bitcoin 'bull cross' is about to hit for the first time since 2016 - Cointelegraph](#)

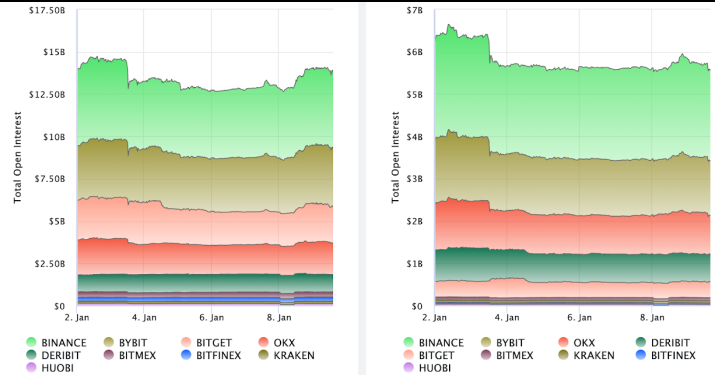
[Solana now boasts more than 2,500 monthly active developers - Cointelegraph](#)

Crypto Futures

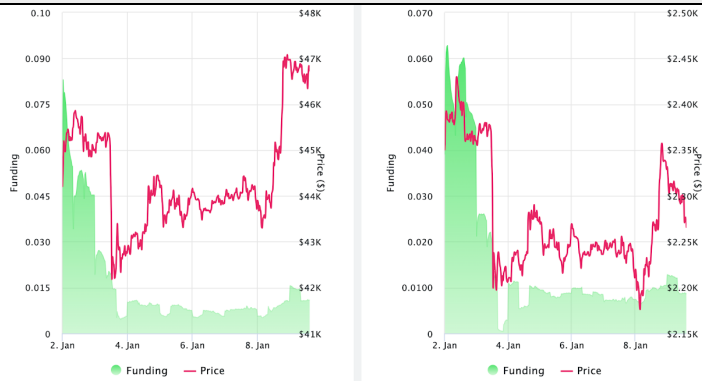
Futures Volume (BTC LHS ; ETH RHS), 1d



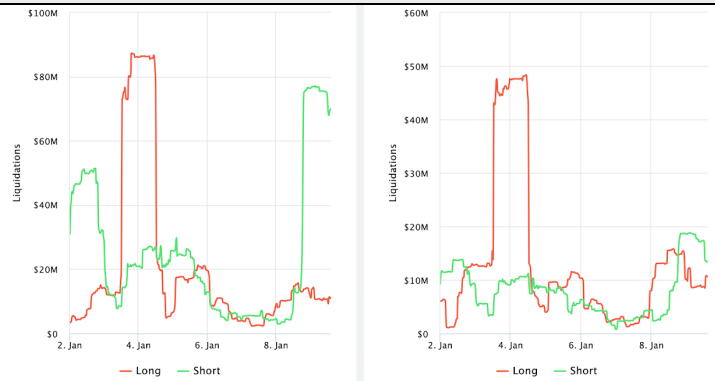
Futures Open Interest (BTC LHS ; ETH RHS)



OI Weighted Funding Rate (BTC LHS ; ETH RHS), 1d

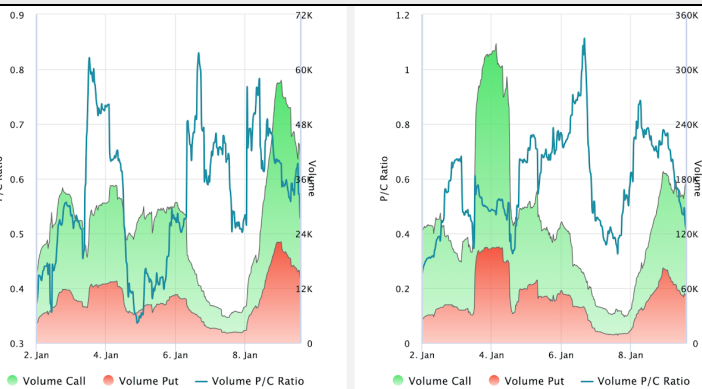


Liquidations (BTC LHS ; ETH RHS), 1d

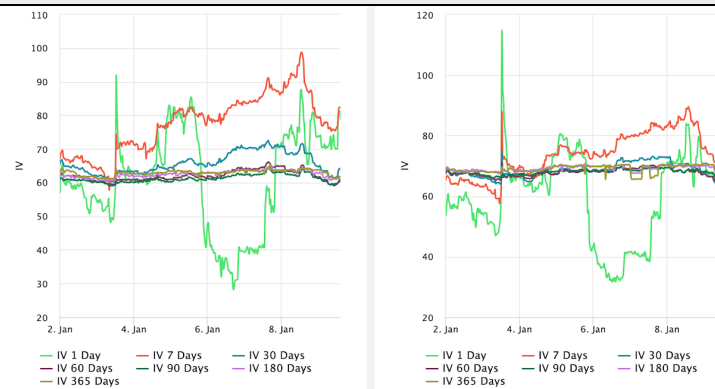


Crypto Options

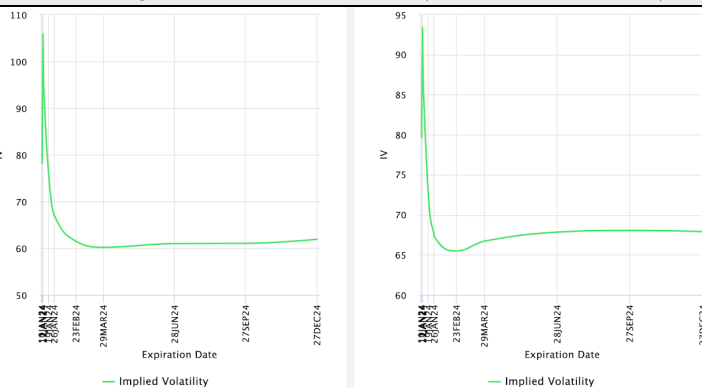
Options Volume & Put/Call Ratio (BTC LHS ; ETH RHS), 1d



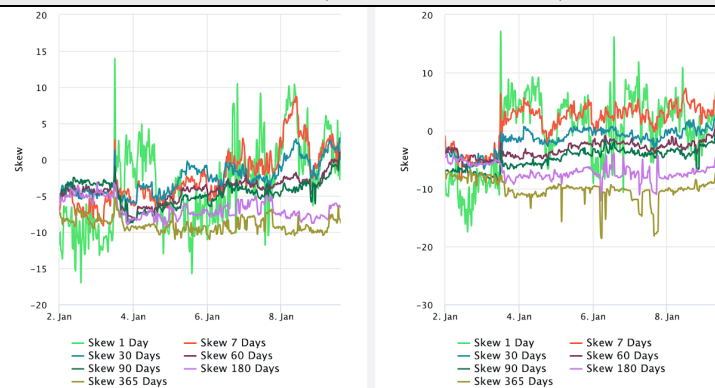
ATM Implied Volatility (BTC LHS ; ETH RHS)



ATM Implied Vol Term Structure (BTC LHS ; ETH RHS)



25 Delta Skew (BTC LHS ; ETH RHS)





January 9, 2024

About GSR

GSR has over a decade of extensive experience in the crypto market, serving as a trusted liquidity provider and active, multi-stage investor. Our suite of services includes OTC Trading, Derivatives, and Market Making. GSR is actively involved in every major sector of the digital asset ecosystem, working with token issuers, institutional investors, miners, and leading trading venues.

For more information or if we can help with anything, please see gsr.io or contact us at gsr@gsr.io.

Follow GSR for more content: [Twitter](#) [Telegram](#) [LinkedIn](#)

Authors

Matt Kunke, Research Analyst [Twitter](#) [Telegram](#) [LinkedIn](#)
Brian Rudick, Senior Strategist [Twitter](#) [Telegram](#) [LinkedIn](#)

Required Disclosures

This material is provided by GSR (the "Firm") solely for informational purposes, is intended only for sophisticated, institutional investors and does not constitute an offer or commitment, a solicitation of an offer or commitment, or any advice or recommendation, to enter into or conclude any transaction (whether on the terms shown or otherwise), or to provide investment services in any state or country where such an offer or solicitation or provision would be illegal. The Firm is not and does not act as an advisor or fiduciary in providing this material. GSR is not authorised or regulated in the UK by the Financial Conduct Authority. The protections provided by the UK regulatory system will not be available to you. Specifically, information provided herein is intended for institutional persons only and is not suitable for retail persons in the United Kingdom, and no solicitation or recommendation is being made to you in regards to any products or services.

This material is not a research report, and not subject to any of the independence and disclosure standards applicable to research reports prepared pursuant to FINRA or CFTC research rules. This material is not independent of the Firm's proprietary interests, which may conflict with the interests of any counterparty of the Firm. The Firm trades instruments discussed in this material for its own account, may trade contrary to the views expressed in this material, and may have positions in other related instruments.

Information contained herein is based on sources considered to be reliable, but is not guaranteed to be accurate or complete. Any opinions or estimates expressed herein reflect a judgment made by the author(s) as of the date of publication, and are subject to change without notice. Trading and investing in digital assets involves significant risks including price volatility and illiquidity and may not be suitable for all investors. The Firm is not liable whatsoever for any direct or consequential loss arising from the use of this material. Copyright of this material belongs to GSR. Neither this material nor any copy thereof may be taken, reproduced or redistributed, directly or indirectly, without prior written permission of GSR

Notes & Sources

All options data is based on Deribit and derivatives graphics are from Laevidas. Market returns are based on price returns for the following ETFs: VOO, QQQ, EWU, EWG, EWJ, and EWH. Onchain volumes are not considered and thus certain token volumes may be understated (e.g., stETH).

CoinGecko	Santiment	DefiLlama	CoinMarketCap	Laevidas
L2Beat	Google Finance	TradingView	Deribit	WorldCoinIndex
Cryptorank	Investing.com	NFT Price Floor	CryptoSlate	