






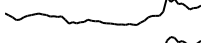




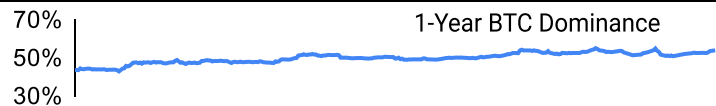
Crypto Leaderboard

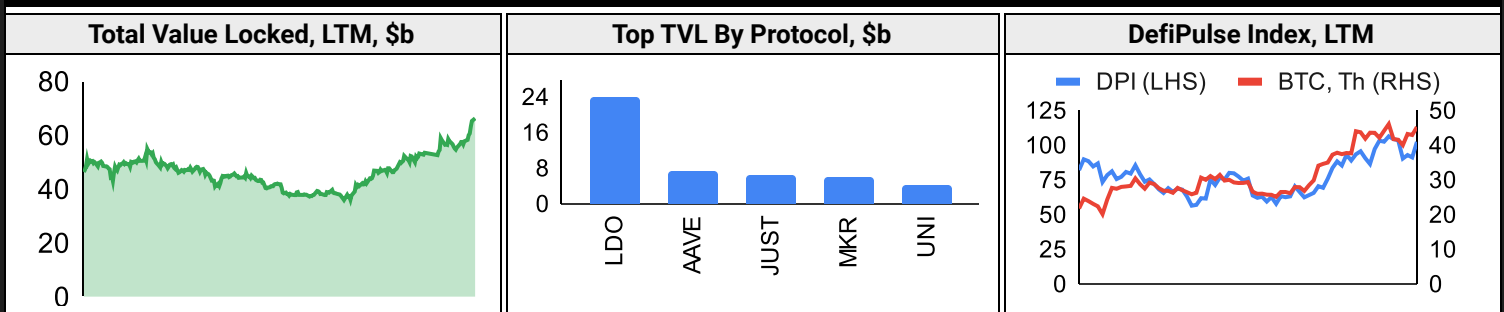
Rank	Name	Ticker	Price	24h	7d	30d	24h Vol \$m	MC \$m	1-Year Chart
1	Bitcoin	BTC	\$47,933	-1%	12%	12%	20,927	941,178	
2	Ethereum	ETH	\$2,485	-2%	8%	-3%	7,728	298,625	
3	Tether	USDT	\$1.00	0%	0%	0%	26,314	96,417	
4	BNB	BNB	\$317	-2%	6%	5%	501	48,802	
5	Solana	SOL	\$104	-5%	9%	9%	1,686	45,633	
6	XRP Ledger	XRP	\$0.52	-3%	2%	-10%	744	28,244	
7	USD Coin	USDC	\$1.00	0%	0%	0%	4,667	27,810	
8	Lido stETH	STETH	\$2,485	-1%	8%	-3%	4	23,928	
9	Cardano	ADA	\$0.53	-3%	9%	-3%	368	18,791	
10	Avalanche	AVAX	\$38.7	-4%	12%	6%	568	14,236	

Top & Bottom Performers - Top 100 Tokens

24h		7 Days		30 Days		90 Days		365 Days	
IMX	8%	KAS	38%	TAO	139%	SEI	342%	KAS	1986%
TON	5%	STX	29%	FLR	78%	HNT	310%	INJ	928%
STX	3%	IMX	26%	RON	43%	TAO	303%	STX	546%
MINA	3%	TAO	22%	LINK	41%	RON	244%	SOL	386%
BEAM	-5%	CHZ	-1%	MNT	-16%	XRP	-18%	MATIC	-33%
LDO	-5%	RON	-2%	WEMIX	-17%	OKB	-18%	SAND	-35%
ATOM	-6%	WEMIX	-5%	AAVE	-19%	DYDX	-26%	GALA	-46%
DYM	-9%	XMR	-28%	XMR	-23%	XMR	-27%	APE	-73%

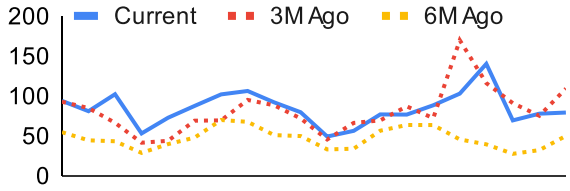
Category Performance

Category	7d	30d	90d	180d	365d	Ecosystem	7d	30d	90d	180d	365d
IoT/Data/Comp.	7%	8%	71%	130%	54%	Avalanche	8%	9%	37%	68%	46%
Other DeFi	7%	4%	32%	86%	105%	Polygon	7%	5%	26%	74%	40%
Currency	8%	-1%	20%	41%	49%	Tron	4%	1%	14%	50%	45%
Lending	9%	-2%	14%	64%	41%	Polkadot	7%	-2%	27%	61%	5%
Gaming/Entertai	9%	-3%	23%	80%	19%	Ethereum	5%	-4%	12%	46%	33%
Smart Contract	6%	-4%	40%	90%	40%	Cosmos	7%	-4%	57%	126%	125%
DEX	6%	-7%	16%	85%	35%	Solana	11%	-6%	35%	98%	76%
Meme	4%	-7%	1%	16%	-26%	BSC	5%	-9%	33%	83%	61%
CEXs	-3%	-10%	2%	32%	4%						
Scaling	10%	-11%	86%	125%	12%						
Privacy	-1%	-12%	-7%	4%	-40%						

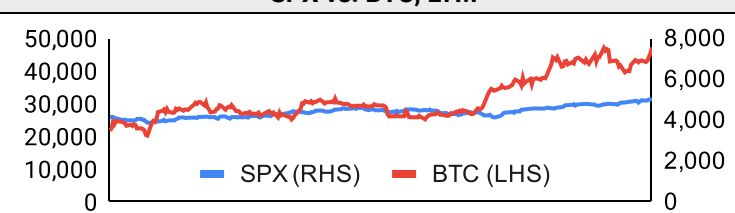
DeFi


Trading Volume

Aggregate Volumes by Product, \$b					Top Derivatives Exchanges, \$m and bps					Top Spot Exchanges, \$m		
Product	1d	7d	30d	O/I	Exchange	1d Vol	O/I	Mkr	Tkr	Exchange	Score	1d Vol
Spot	22	176	876	n/a	Binance	34,308	14,006	2.0	4.0	Binance	9.9	11,307
Perpetuals	166	1,300	5,890	234	Bybit	11,623	8,875	2.0	5.5	Coinbase	8.2	1,156
Futures	0	2	10	1	OKX	11,967	4,821	2.0	5.0	Bybit	7.8	2,013
Options	1	8	36	n/a	Bitget	9,352	3,590	2.0	6.0	OKX	7.6	1,356

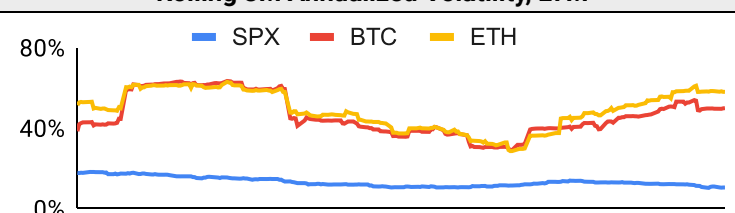
Daily Spot Volume, Top 100 Tokens Last 20d, \$b				Top Volume, 1d, \$m		Top Volume, %20d Avg		Low Volume, %20d Avg	
				USDT	32,167	BCH	279%	STETH	25%
				BTC	20,277	IMX	261%	IOTA	42%
				ETH	7,066	MINA	206%	RETH	43%
				FDUSD	4,385	FLR	194%	CFX	43%
				USDC	4,134	KAS	185%	CHZ	49%

Traditional Finance

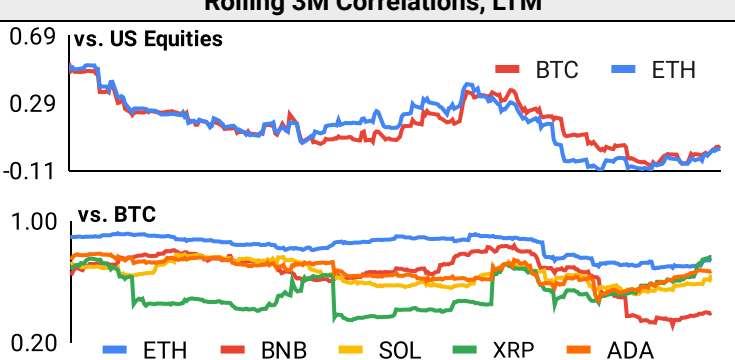
Global Equity Markets							SPX vs. BTC, LTM	
	US	USGrwth	UK	Germany	Japan	HK		
1D	1%	1%	0%	0%	0%	0%		
7D	1%	2%	-1%	0%	0%	3%		
90D	14%	16%	6%	11%	12%	-3%		
365D	25%	46%	4%	7%	18%	-23%		

10-Year Treasury Yields							Commodities & FX					
	US	Brazil	UK	Germany	Japan	HK	Last	WTI	Gas	Gold	USD/EUR	USD/JPY
Last	4.16%	10.75%	4.07%	2.34%	0.72%	3.64%	Last	76.1	1.85	2,040	0.93	149.0
1d Chg	-0.04	0.04	-0.01	-0.04	0.00	-0.06	1d % Chg	-0.9%	-0.1%	0.1%	0.1%	-0.2%

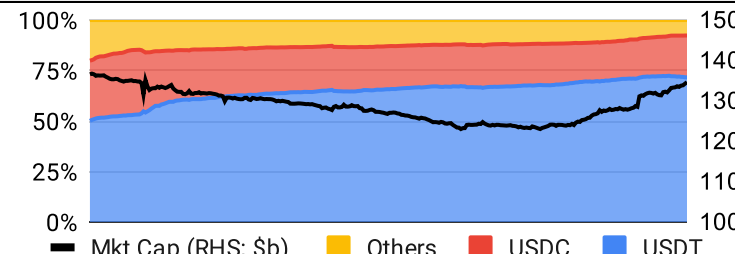
Volatility

Annualized Volatility							Rolling 3M Annualized Volatility, LTM			
	BTC	ETH	BNB	SOL	XRP	ADA				
30D	38%	41%	39%	68%	35%	54%				
90D	48%	52%	53%	103%	46%	87%				
180D	44%	48%	43%	97%	50%	69%				
365D	44%	47%	44%	88%	93%	69%				

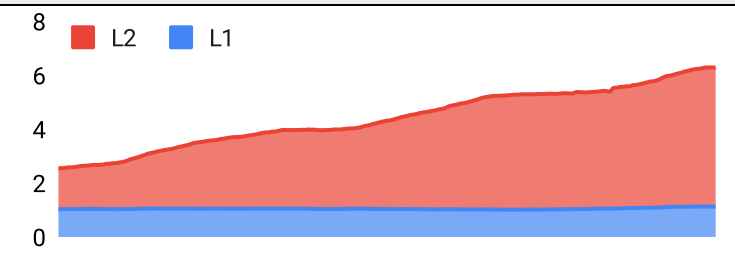
Correlations

Intra-Crypto Correlations, LTM							Rolling 3M Correlations, LTM			
	BTC	ETH	BNB	SOL	XRP	ADA				
BTC										
ETH	0.80									
BNB	0.59	0.59								
SOL	0.63	0.59	0.45							
XRP	0.40	0.47	0.34	0.42						
ADA	0.65	0.67	0.54	0.65	0.63					

Stablecoins

Stablecoin Market Size and Volume, \$m					Stablecoin Dominance (LHS) & Market Cap \$b (RHS), LTM	
Ticker	Price	1d Vol	20d Avg Vol	Market Cap		
USDT	1.00	32,167	34,202	96,483		
USDC	1.00	4,134	4,848	27,845		
DAI	1.00	121	156	5,348		
TUSD	0.98	70	93	1,460		
USDD	1.00	13	13	738		
FRAX	1.01	7	9	655		

Ethereum Mainnet & Layer 2s

Mainnet & Layer 2 Transactions (m/day) and L2 TVL (\$m)					Transactions (m/day), Rolling 90-Day Average, LTM	
Network	1d	30d Avg	TVL	Tech Type		
zkSync Era	1.1	1.3	506	ZKR		
Ethereum	1.0	1.1	-	Mainnet		
Arbitrum One	0.7	0.8	11,410	ORU		
Arbitrum Nova	0.4	0.4	32	Optimium		
Base	0.5	0.4	794	ORU		
Mantle	0.2	0.4	324	Optimium		
OP Mainnet	0.3	0.3	6,040	ORU		
Immutable X	0.2	0.2	266	App-specific Validium		
ApeX	0.2	0.2	85	App-specific Validium		
Linea	0.1	0.2	180	ZKR		

Layer 2 Token Performance & Market Cap (\$m)					
	MATIC	IMX	OP	ARB	MNT
30d Return	-6%	38%	-5%	-12%	-15%
Market Cap	7,630	3,980	3,450	2,460	2,070

NFTs and DAOs

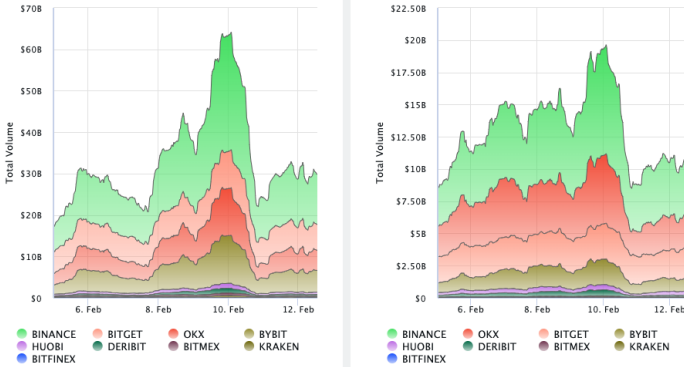
NFT Collection Stats (in ETH)						DAO Treasury Amount (\$m) and Composition					
Collection	Floor	Listings	3M Ret.	3M Vol	Market Cap	DAO	Treasury	Stables	BTC/ETH	Own Tokens	Other
CryptoPunks	58.0	945	2%	30,542	579,500	Arbitrum	6,815	0%	0%	100%	0%
Bored Ape	23.0	370	-22%	124,399	229,690	Optimism	2,990	0%	0%	100%	0%
Pudgy Penguins	20.3	461	295%	110,155	180,320	Uniswap	2,616	0%	0%	100%	0%
Autoglyphs	250.0	4	-16%	290	128,000	Mantle	2,083	4%	1%	89%	7%
Mutant Ape	4.2	948	-25%	113,144	81,347	ENS	1,588	0%	0%	93%	7%
Squiggle	7.7	234	-18%	2,476	76,454	Ethereum	773	0%	100%	0%	0%
Azuki	6.5	586	10%	114,360	65,300	Merit Circle	509	6%	1%	91%	2%
Fidenza	63.0	41	19%	2,288	62,937	Golem	442	0%	93%	7%	0%
Pandora	8.9	34	0%	61,708	49,625	Lido	416	0%	24%	75%	0%
The Captainz	4.4	102	4%	10,047	43,496	Gnosis	398	8%	25%	50%	18%

Crypto News

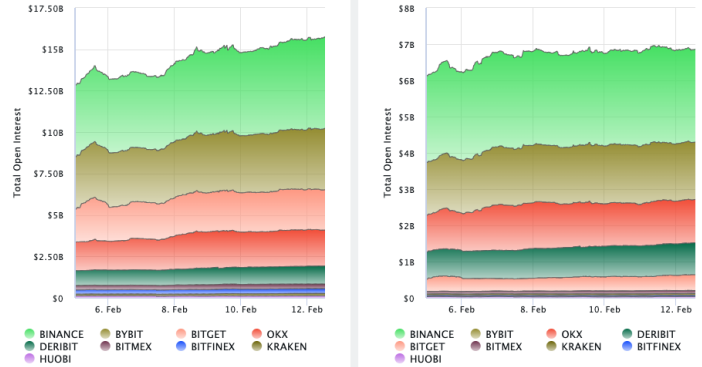
- [GBTC Records Lowest Outflow Yet at \\$51.8 Million - CoinGape](#)
- [Ethereum Validator Entry Queue Signals Renewed Interest in Staking - CoinDesk](#)
- [UN Investigating Crypto Attacks by North Korea Hacking Groups Totalling \\$3B - Yahoo Finance](#)
- [Web3 Watch: Farcaster's most popular posts are NFT and altcoin promos - Blockworks](#)
- [Bitcoin hits \\$48k, S&P 500 posts record close - Blockworks](#)
- [EigenLayer TVL close to \\$6 billion after temporary cap removal - Blockworks](#)
- [US bitcoin mining giant 'looking at Africa' amid expansion efforts - Blockworks](#)
- [NY attorney general triples her accusations against Gemini, DCG, seeks \\$3B - Blockworks](#)
- [Solana outage caused by a previously identified bug, devs say - Blockworks](#)

Crypto Futures

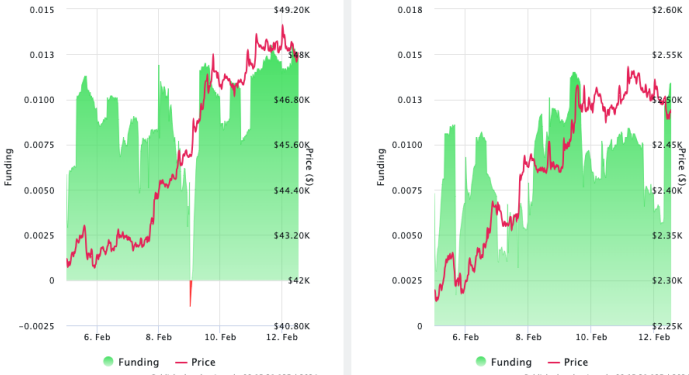
Futures Volume (BTC LHS ; ETH RHS), 1d



Futures Open Interest (BTC LHS ; ETH RHS)



OI Weighted Funding Rate (BTC LHS ; ETH RHS), 1d

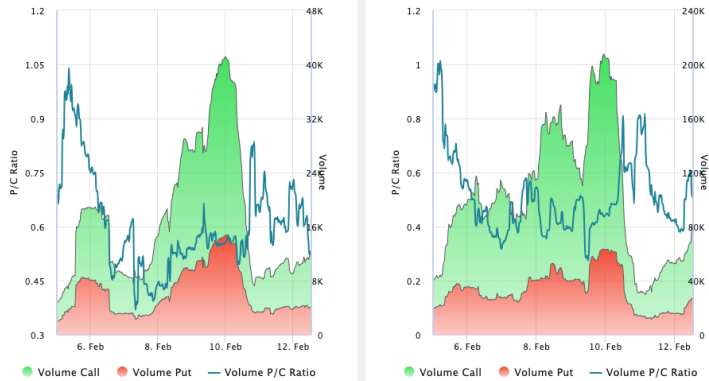


Liquidations (BTC LHS ; ETH RHS), 1d

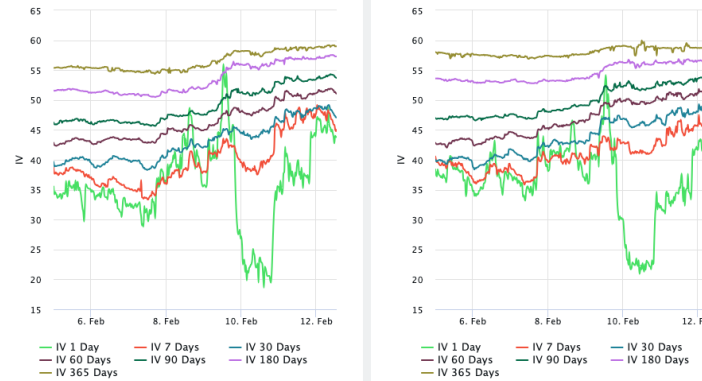


Crypto Options

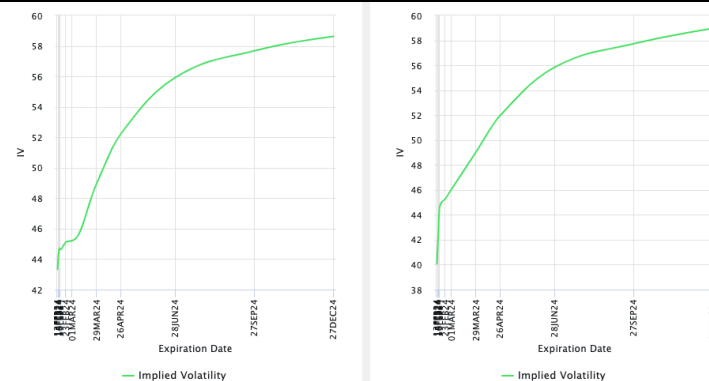
Options Volume & Put/Call Ratio (BTC LHS ; ETH RHS), 1d



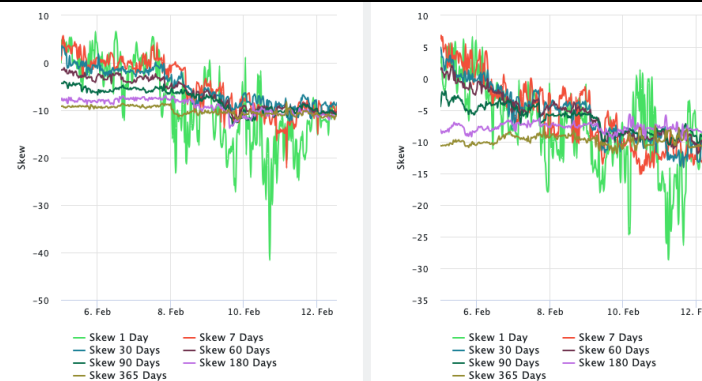
ATM Implied Volatility (BTC LHS ; ETH RHS)



ATM Implied Vol Term Structure (BTC LHS ; ETH RHS)



25 Delta Skew (BTC LHS ; ETH RHS)





February 12, 2024

About GSR

GSR has over a decade of extensive experience in the crypto market, serving as a trusted liquidity provider and active, multi-stage investor. Our suite of services includes OTC Trading, Derivatives, and Market Making. GSR is actively involved in every major sector of the digital asset ecosystem, working with token issuers, institutional investors, miners, and leading trading venues.

For more information or if we can help with anything, please see gsr.io or contact us at gsr@gsr.io.

Follow GSR for more content: [Twitter](#) [Telegram](#) [LinkedIn](#)

Authors

Brian Rudick, Senior Strategist [Twitter](#) [Telegram](#)

Required Disclosures

This material is provided by GSR (the "Firm") solely for informational purposes, is intended only for sophisticated, institutional investors and does not constitute an offer or commitment, a solicitation of an offer or commitment, or any advice or recommendation, to enter into or conclude any transaction (whether on the terms shown or otherwise), or to provide investment services in any state or country where such an offer or solicitation or provision would be illegal. The Firm is not and does not act as an advisor or fiduciary in providing this material. GSR is not authorised or regulated in the UK by the Financial Conduct Authority. The protections provided by the UK regulatory system will not be available to you. Specifically, information provided herein is intended for institutional persons only and is not suitable for retail persons in the United Kingdom, and no solicitation or recommendation is being made to you in regards to any products or services.

This material is not a research report, and not subject to any of the independence and disclosure standards applicable to research reports prepared pursuant to FINRA or CFTC research rules. This material is not independent of the Firm's proprietary interests, which may conflict with the interests of any counterparty of the Firm. The Firm trades instruments discussed in this material for its own account, may trade contrary to the views expressed in this material, and may have positions in other related instruments.

Information contained herein is based on sources considered to be reliable, but is not guaranteed to be accurate or complete. Any opinions or estimates expressed herein reflect a judgment made by the author(s) as of the date of publication, and are subject to change without notice. Trading and investing in digital assets involves significant risks including price volatility and illiquidity and may not be suitable for all investors. The Firm is not liable whatsoever for any direct or consequential loss arising from the use of this material. Copyright of this material belongs to GSR. Neither this material nor any copy thereof may be taken, reproduced or redistributed, directly or indirectly, without prior written permission of GSR

Notes & Sources

All options data is based on Deribit and derivatives graphics are from Laevidas. Market returns are based on price returns for the following ETFs: VOO, QQQ, EWU, EWG, EWJ, and EWH. Onchain volumes are not considered and thus certain token volumes may be understated (e.g., stETH).

CoinGecko	Santiment	DefiLlama	CoinMarketCap	Laevidas
L2Beat	Google Finance	TradingView	Deribit	WorldCoinIndex
Cryptorank	Investing.com	NFT Price Floor	CryptoSlate	