


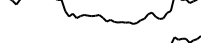








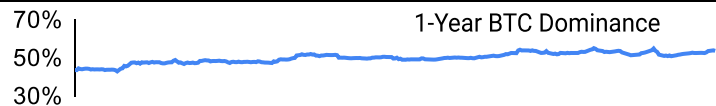
Crypto Leaderboard

Rank	Name	Ticker	Price	24h	7d	30d	24h Vol \$m	MC \$m	1-Year Chart
1	Bitcoin	BTC	\$49,286	1%	14%	18%	43,286	967,321	
2	Ethereum	ETH	\$2,634	4%	11%	6%	25,208	316,456	
3	Tether	USDT	\$1.00	-1%	0%	0%	65,235	96,189	
4	BNB	BNB	\$322	0%	6%	8%	994	49,496	
5	Solana	SOL	\$111	4%	15%	18%	3,210	48,686	
6	XRP Ledger	XRP	\$0.52	-1%	3%	-9%	1,126	28,300	
7	USD Coin	USDC	\$1.00	-1%	0%	0%	8,171	27,729	
8	Lido stETH	STETH	\$2,638	4%	12%	7%	18	25,435	
9	Cardano	ADA	\$0.54	0%	9%	3%	596	19,033	
10	Avalanche	AVAX	\$39.7	1%	17%	13%	1,045	14,660	

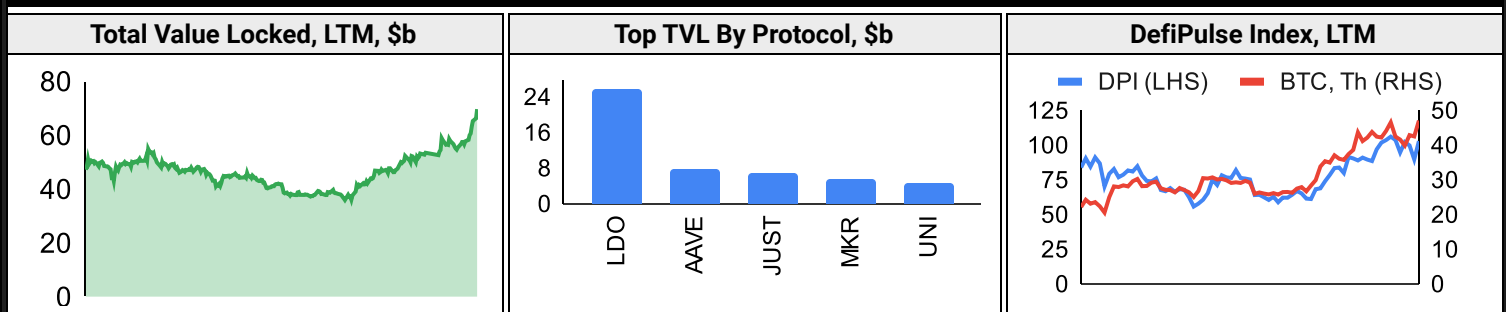
Top & Bottom Performers - Top 100 Tokens

24h		7 Days		30 Days		90 Days		365 Days	
AKT	12%	STX	43%	TAO	142%	SEI	356%	KAS	2032%
BLUR	10%	KAS	33%	FLR	81%	HNT	307%	INJ	982%
MNT	9%	IMX	31%	RON	49%	AKT	230%	STX	619%
RNDR	9%	AKT	24%	IMX	46%	STX	228%	AKT	573%
TAO	-4%	RON	0%	AAVE	-10%	OKB	-19%	SAND	-32%
BCH	-4%	QNT	0%	QNT	-11%	XRP	-20%	APT	-34%
BEAM	-5%	CHZ	-1%	WEMIX	-15%	XMR	-23%	GALA	-42%
STX	-8%	WEMIX	-5%	XMR	-19%	DYDX	-24%	APE	-71%

Category Performance

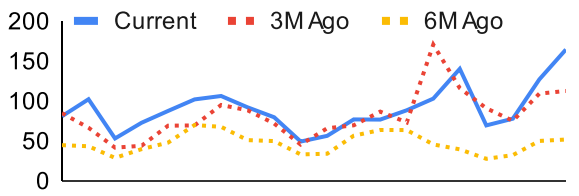
Category	7d	30d	90d	180d	365d	Ecosystem	7d	30d	90d	180d	365d
IoT/Data/Comp.	11%	15%	68%	158%	63%	Avalanche	8%	14%	28%	86%	47%
Other DeFi	9%	8%	24%	99%	113%	Polygon	9%	10%	21%	92%	44%
Gaming/Entertai	12%	5%	25%	109%	34%	Polkadot	10%	4%	23%	77%	11%
Lending	11%	3%	10%	82%	44%	Ethereum	8%	3%	8%	65%	31%
Currency	9%	2%	16%	56%	50%	Cosmos	11%	2%	51%	141%	149%
Smart Contract	8%	2%	33%	112%	48%	Tron	1%	1%	10%	56%	44%
Meme	7%	0%	-2%	32%	-21%	BSC	8%	-4%	28%	103%	69%
DEX	7%	-1%	7%	105%	41%	Solana	6%	-6%	25%	118%	95%
Scaling	11%	-3%	88%	154%	25%						
Privacy	10%	-8%	-6%	16%	-36%						
CEXs	-1%	-9%	-3%	41%	7%						

DeFi

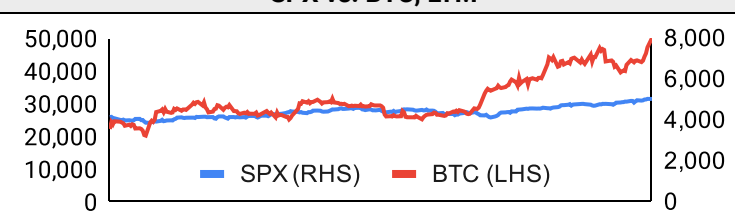


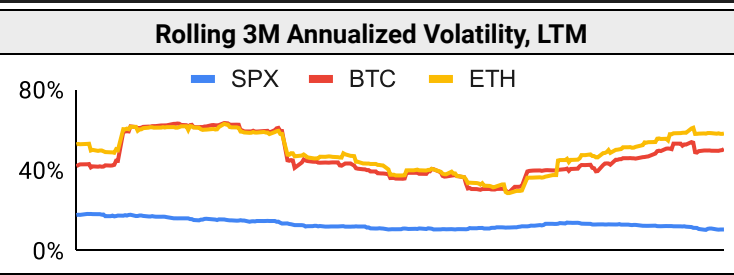
Trading Volume

Aggregate Volumes by Product, \$b					Top Derivatives Exchanges, \$m and bps					Top Spot Exchanges, \$m		
Product	1d	7d	30d	O/I	Exchange	1d Vol	O/I	Mkr	Tkr	Exchange	Score	1d Vol
Spot	52	180	859	n/a	Binance	65,674	14,742	2.0	4.0	Binance	9.9	19,755
Perpetuals	277	1,330	5,750	248	Bybit	22,523	9,348	2.0	5.5	Coinbase	8.2	2,919
Futures	1	2	9	1	OKX	25,195	5,051	2.0	5.0	Bybit	7.8	4,250
Options	2	10	40	n/a	KuCoin	2,060	1,821	2.0	6.0	OKX	7.6	2,982

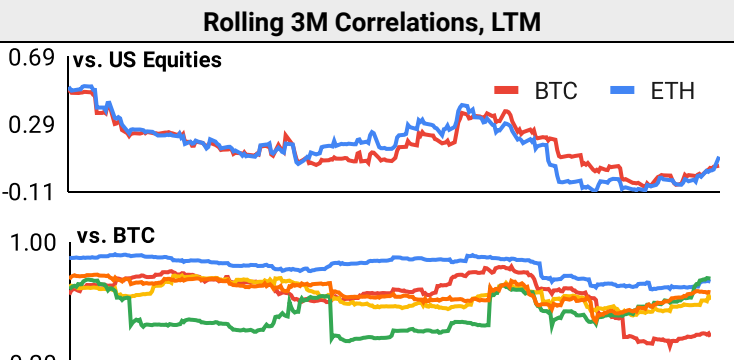
Daily Spot Volume, Top 100 Tokens Last 20d, \$b				Top Volume, 1d, \$m		Top Volume, %20d Avg		Low Volume, %20d Avg	
				USDT	67,191	CRO	401%	RETH	64%
				BTC	41,898	STX	271%	WEMIX	64%
				ETH	22,656	MNT	266%	CFX	74%
				USDC	7,561	EGLD	247%	CHZ	78%
				FDUSD	7,060	ETH	242%	RON	89%

Traditional Finance

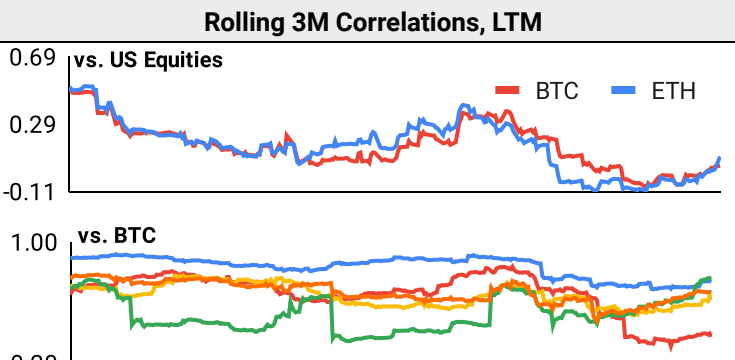
Global Equity Markets							SPX vs. BTC, LTM				
	US	USGrwth	UK	Germany	Japan	HK					
1D	0%	0%	0%	0%	1%	1%					
7D	2%	2%	0%	1%	1%	3%					
90D	12%	13%	4%	7%	10%	-5%					
365D	25%	46%	4%	9%	18%	-21%					

10-Year Treasury Yields							Commodities & FX					
	US	Brazil	UK	Germany	Japan	HK						
Last	4.28%	10.75%	4.18%	2.39%	0.72%	3.64%	Last	WTI	Gas	Gold	USD/EUR	USD/JPY
1d Chg	0.11	0.04	0.09	0.01	-0.01	-0.06	1d % Chg	77.6	1.70	2,015	0.93	150.5
							0.9% -4.1% -0.9% 0.5% 0.7%					

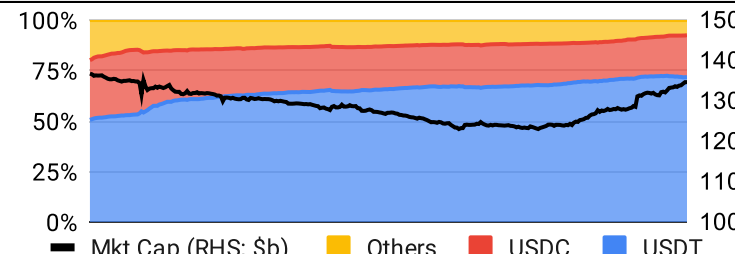
Volatility

Annualized Volatility							Rolling 3M Annualized Volatility, LTM				
	BTC	ETH	BNB	SOL	XRP	ADA					
30D	39%	43%	40%	68%	35%	54%					
90D	47%	53%	52%	99%	46%	87%					
180D	43%	47%	43%	97%	46%	69%					
365D	44%	47%	43%	88%	93%	69%					

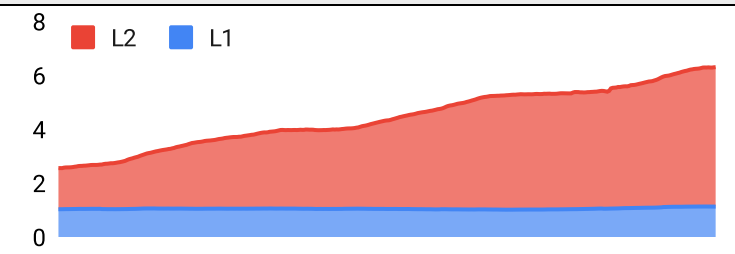
Correlations

Intra-Crypto Correlations, LTM							Rolling 3M Correlations, LTM				
	BTC	ETH	BNB	SOL	XRP	ADA					
BTC											
ETH	0.81										
BNB	0.60	0.59									
SOL	0.63	0.59	0.45								
XRP	0.40	0.46	0.34	0.42							
ADA	0.65	0.67	0.54	0.65	0.63						

Stablecoins

Stablecoin Market Size and Volume, \$m					Stablecoin Dominance (LHS) & Market Cap \$b (RHS), LTM	
Ticker	Price	1d Vol	20d Avg Vol	Market Cap		
USDT	1.00	67,191	36,541	96,708		
USDC	1.00	7,561	5,087	27,856		
DAI	1.00	172	158	5,349		
TUSD	0.99	124	97	1,270		
USDD	1.00	13	13	738		
FRAX	1.00	8	9	649		

Ethereum Mainnet & Layer 2s

Mainnet & Layer 2 Transactions (m/day) and L2 TVL (\$m)					Transactions (m/day), Rolling 90-Day Average, LTM	
Network	1d	30d Avg	TVL	Tech Type		
zkSync Era	1.0	1.3	524	ZKR		
Ethereum	1.0	1.1	-	Mainnet		
Arbitrum One	0.8	0.8	12,020	ORU		
Arbitrum Nova	0.4	0.4	34	Optimium		
Base	0.4	0.4	833	ORU		
OP Mainnet	0.3	0.3	6,300	ORU		
Mantle	0.2	0.3	344	Optimium		
Immutable X	0.2	0.2	268	App-specific Validium		
ApeX	0.2	0.2	85	App-specific Validium		
Linea	0.1	0.2	196	ZKR		

Layer 2 Token Performance & Market Cap (\$m)					
	MATIC	IMX	OP	ARB	MNT
30d Return	-1%	40%	-2%	-5%	-1%
Market Cap	8,040	3,950	3,560	2,610	2,320

NFTs and DAOs

NFT Collection Stats (in ETH)						DAO Treasury Amount (\$m) and Composition					
Collection	Floor	Listings	3M Ret.	3M Vol	Market Cap	DAO	Treasury	Stables	BTC/ETH	Own Tokens	Other
CryptoPunks	58.7	951	3%	30,359	586,800	Arbitrum	7,309	0%	0%	100%	0%
Bored Ape	22.8	380	-22%	121,638	227,900	Optimism	3,073	0%	0%	100%	0%
Pudgy Penguins	19.3	454	275%	111,700	171,521	Uniswap	2,716	0%	0%	100%	0%
Autoglyphs	250.0	4	-16%	290	128,000	Mantle	2,295	4%	1%	89%	7%
Mutant Ape	4.2	1,001	-24%	113,219	81,787	ENS	1,637	0%	0%	93%	7%
Squiggle	7.7	240	-17%	2,447	76,454	Ethereum	826	0%	100%	0%	0%
Azuki	6.5	568	11%	114,850	64,820	Merit Circle	586	5%	1%	92%	2%
Fidenza	63.0	39	19%	2,539	62,937	Golem	471	0%	94%	6%	0%
Pandora	9.8	35	0%	68,324	54,610	Lido	451	0%	24%	75%	0%
The Captainz	4.1	105	-3%	9,535	41,486	Gnosis	431	7%	24%	51%	18%

Crypto News

[Bitcoin's Recent Rally Above \\$50,000 Coincided With A Huge Improvement In Sentiment - Forbes](#)

[Bitcoin surges to \\$50,000 for the first time since 2021 on ETF demand - Yahoo Finance](#)

[Michael Saylor's MicroStrategy Bitcoin Hits \\$3.5B Unrealized Profit - Watcher Guru](#)

[Cryptocurrency miners worried federal survey could be used against them - KVUE.com](#)

[Ethereum devs can now deploy apps on Sei's parallelized EVM - Blockworks](#)

[Franklin Templeton joins race to launch spot ether ETF - Blockworks](#)

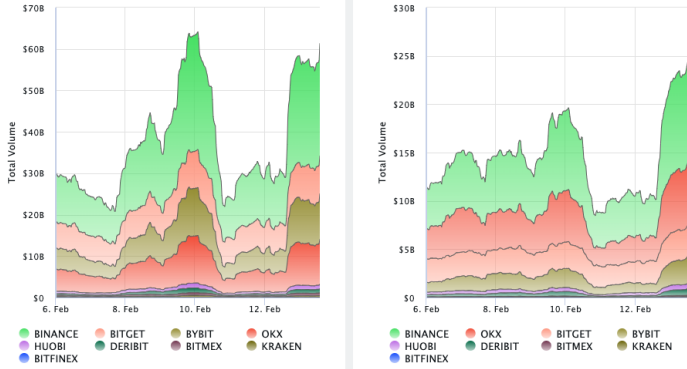
[Pudgy Penguins approach Bored Ape floor prices, buoyed by CEO's expansive approach - Blockworks](#)

[Ledger, Coinbase Pay Integrate to Give Users Direct Access to Buy, Sell Crypto - CoinDesk](#)

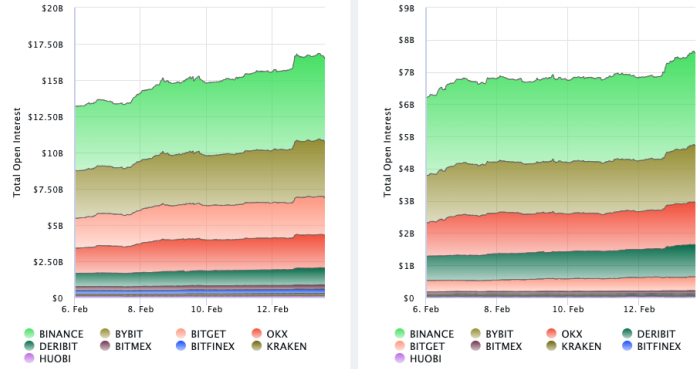
[Solana Leads Gains in Crypto Majors, Bitcoin Metric Suggests Low Retail Growth - CoinDesk](#)

Crypto Futures

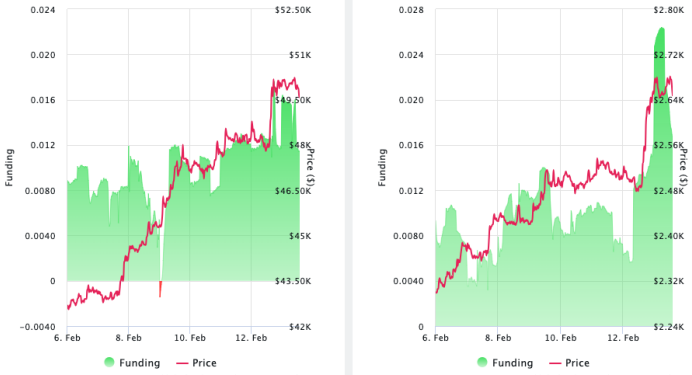
Futures Volume (BTC LHS ; ETH RHS), 1d



Futures Open Interest (BTC LHS ; ETH RHS)



OI Weighted Funding Rate (BTC LHS ; ETH RHS), 1d

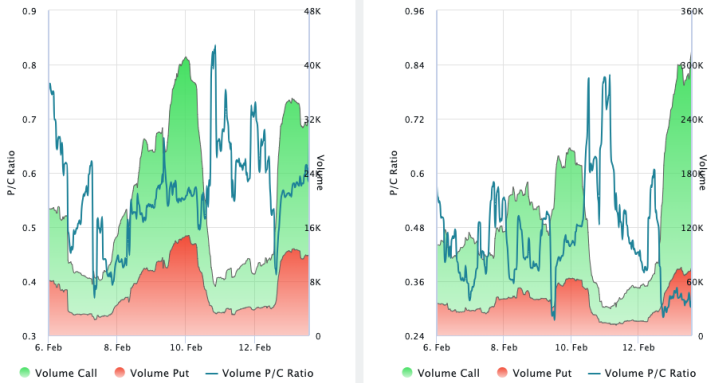


Liquidations (BTC LHS ; ETH RHS), 1d

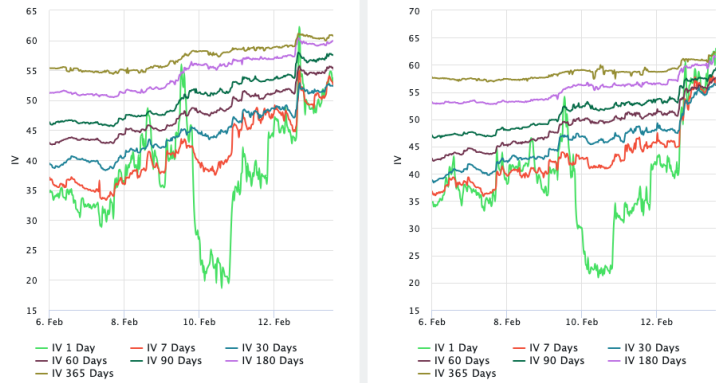


Crypto Options

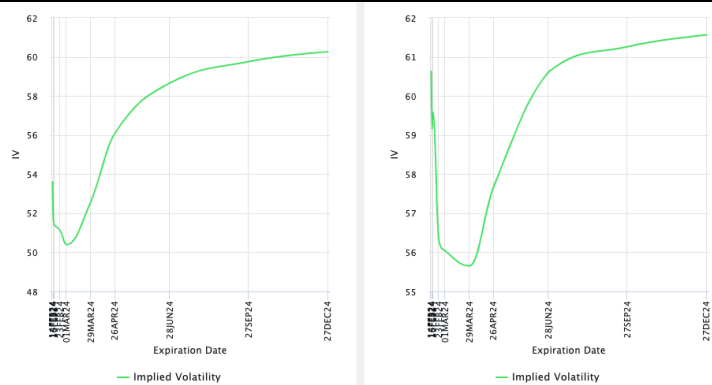
Options Volume & Put/Call Ratio (BTC LHS ; ETH RHS), 1d



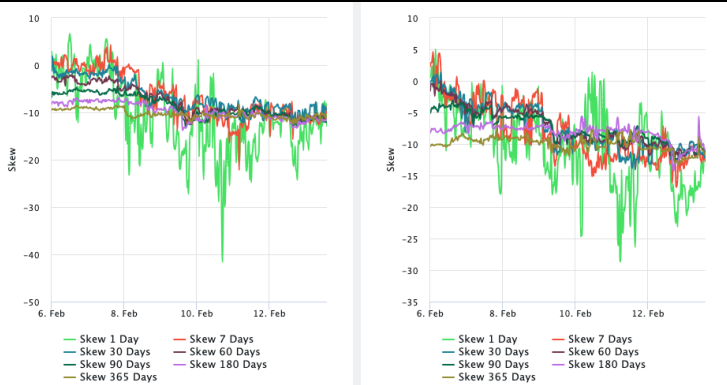
ATM Implied Volatility (BTC LHS ; ETH RHS)



ATM Implied Vol Term Structure (BTC LHS ; ETH RHS)



25 Delta Skew (BTC LHS ; ETH RHS)



About GSR

GSR has over a decade of extensive experience in the crypto market, serving as a trusted liquidity provider and active, multi-stage investor. Our suite of services includes OTC Trading, Derivatives, and Market Making. GSR is actively involved in every major sector of the digital asset ecosystem, working with token issuers, institutional investors, miners, and leading trading venues.

For more information or if we can help with anything, please see gsr.io or contact us at gsr@gsr.io.

Follow GSR for more content: [Twitter](#) [Telegram](#) [LinkedIn](#)

Authors

Brian Rudick, Senior Strategist [Twitter](#) [Telegram](#)

Required Disclosures

This material is provided by GSR (the "Firm") solely for informational purposes, is intended only for sophisticated, institutional investors and does not constitute an offer or commitment, a solicitation of an offer or commitment, or any advice or recommendation, to enter into or conclude any transaction (whether on the terms shown or otherwise), or to provide investment services in any state or country where such an offer or solicitation or provision would be illegal. The Firm is not and does not act as an advisor or fiduciary in providing this material. GSR is not authorised or regulated in the UK by the Financial Conduct Authority. The protections provided by the UK regulatory system will not be available to you. Specifically, information provided herein is intended for institutional persons only and is not suitable for retail persons in the United Kingdom, and no solicitation or recommendation is being made to you in regards to any products or services.

This material is not a research report, and not subject to any of the independence and disclosure standards applicable to research reports prepared pursuant to FINRA or CFTC research rules. This material is not independent of the Firm's proprietary interests, which may conflict with the interests of any counterparty of the Firm. The Firm trades instruments discussed in this material for its own account, may trade contrary to the views expressed in this material, and may have positions in other related instruments.

Information contained herein is based on sources considered to be reliable, but is not guaranteed to be accurate or complete. Any opinions or estimates expressed herein reflect a judgment made by the author(s) as of the date of publication, and are subject to change without notice. Trading and investing in digital assets involves significant risks including price volatility and illiquidity and may not be suitable for all investors. The Firm is not liable whatsoever for any direct or consequential loss arising from the use of this material. Copyright of this material belongs to GSR. Neither this material nor any copy thereof may be taken, reproduced or redistributed, directly or indirectly, without prior written permission of GSR

Notes & Sources

All options data is based on Deribit and derivatives graphics are from Laevidas. Market returns are based on price returns for the following ETFs: VOO, QQQ, EWU, EWG, EWJ, and EWH. Onchain volumes are not considered and thus certain token volumes may be understated (e.g., stETH).

CoinGecko	Santiment	DefiLlama	CoinMarketCap	Laevidas
L2Beat	Google Finance	TradingView	Deribit	WorldCoinIndex
Cryptorank	Investing.com	NFT Price Floor	CryptoSlate	