











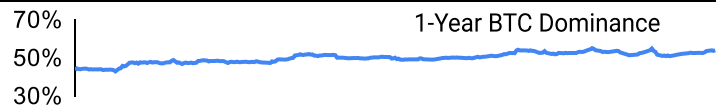
Crypto Leaderboard

Rank	Name	Ticker	Price	24h	7d	30d	24h Vol \$m	MC \$m	1-Year Chart
1	Bitcoin	BTC	\$51,738	5%	17%	22%	39,510	1,014,627	
2	Ethereum	ETH	\$2,767	5%	14%	10%	22,311	331,871	
3	Tether	USDT	\$1.00	0%	0%	0%	62,929	96,723	
4	Solana	SOL	\$118	6%	17%	25%	2,698	51,521	
5	BNB	BNB	\$333	3%	8%	5%	696	51,304	
6	XRP Ledger	XRP	\$0.54	3%	4%	-7%	1,138	29,170	
7	USD Coin	USDC	\$1.00	0%	0%	0%	7,753	27,964	
8	Lido stETH	STETH	\$2,765	5%	14%	10%	26	26,730	
9	Cardano	ADA	\$0.58	6%	15%	9%	541	20,250	
10	Avalanche	AVAX	\$41.5	5%	18%	16%	739	15,260	

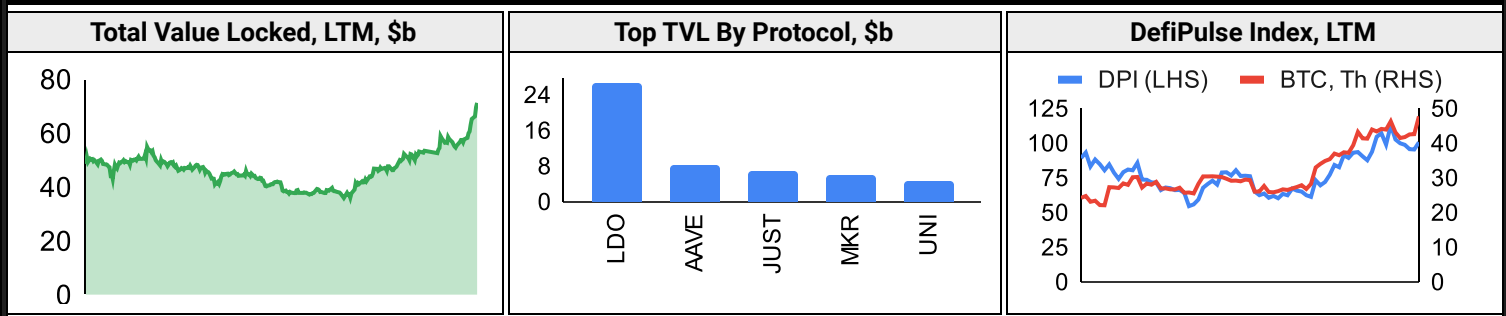
Top & Bottom Performers - Top 100 Tokens

24h		7 Days		30 Days		90 Days		365 Days	
SEI	19%	STX	44%	TAO	172%	SEI	477%	KAS	2074%
DYM	19%	SEI	40%	RON	58%	BONK	446%	BONK	1601%
TAO	14%	TAO	37%	STX	50%	HNT	385%	INJ	920%
PYTH	13%	HNT	34%	IMX	48%	TAO	274%	STX	682%
USDC	0%	DAI	0%	AAVE	-10%	OKB	-11%	SAND	-33%
USDT	0%	ASTR	-1%	WEMIX	-13%	DYDX	-12%	APT	-36%
TON	0%	WEMIX	-1%	INJ	-13%	XRP	-13%	GALA	-42%
ASTR	-1%	CFX	-2%	XMR	-17%	XMR	-19%	APE	-70%

Category Performance

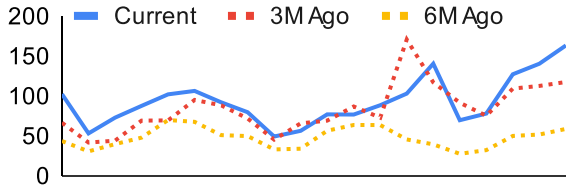
Category	7d	30d	90d	180d	365d	Ecosystem	7d	30d	90d	180d	365d
IoT/Data/Comp.	13%	17%	83%	165%	64%	Avalanche	9%	15%	35%	90%	47%
Other DeFi	8%	8%	31%	95%	104%	Polygon	10%	11%	29%	93%	42%
Gaming/Entertai	13%	5%	30%	104%	33%	Polkadot	12%	6%	34%	83%	11%
Smart Contract	10%	5%	43%	118%	49%	Tron	3%	6%	16%	61%	46%
Currency	9%	4%	24%	59%	51%	Ethereum	9%	5%	15%	69%	34%
Lending	11%	4%	17%	85%	46%	Cosmos	11%	2%	59%	136%	147%
DEX	9%	1%	17%	110%	42%	Solana	9%	-3%	37%	121%	96%
Meme	6%	1%	4%	32%	-22%	BSC	8%	-3%	39%	104%	65%
Scaling	12%	-1%	101%	160%	22%						
Privacy	7%	-6%	0%	19%	-36%						
CEXs	-1%	-10%	1%	42%	7%						

DeFi

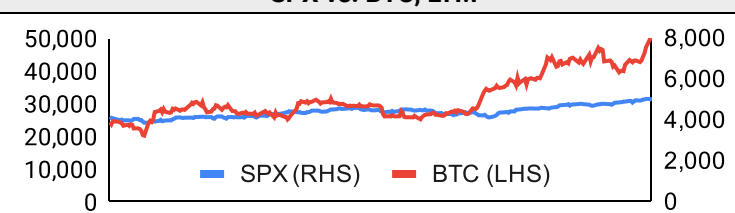


Trading Volume

Aggregate Volumes by Product, \$b					Top Derivatives Exchanges, \$m and bps					Top Spot Exchanges, \$m		
Product	1d	7d	30d	O/I	Exchange	1d Vol	O/I	Mkr	Tkr	Exchange	Score	1d Vol
Spot	49	204	918	n/a	Binance	62,135	15,511	2.0	4.0	Binance	9.9	18,717
Perpetuals	328	1,310	6,190	276	Bybit	22,180	9,869	2.0	5.5	Coinbase	8.2	2,995
Futures	1	2	10	1	OKX	25,601	5,307	2.0	5.0	Bybit	7.8	4,176
Options	3	13	43	n/a	KuCoin	2,527	1,935	2.0	6.0	OKX	7.6	2,798

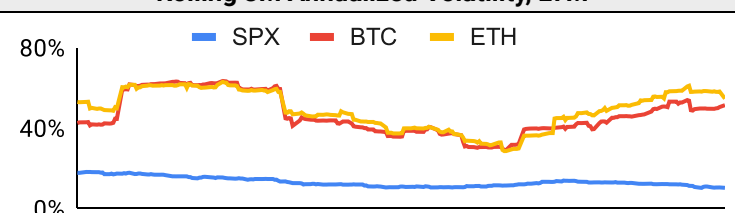
Daily Spot Volume, Top 100 Tokens Last 20d, \$b				Top Volume, 1d, \$m		Top Volume, %20d Avg		Low Volume, %20d Avg	
				USDT	67,430	STX	358%	FLR	58%
				BTC	42,888	BLUR	275%	CFX	72%
				ETH	21,599	KLAY	271%	CHZ	83%
				USDC	7,272	VET	264%	RON	85%
				FDUSD	6,723	ETH	221%	XMR	86%

Traditional Finance

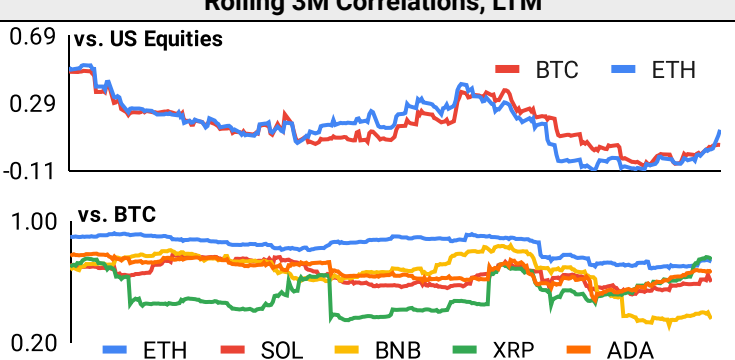
Global Equity Markets							SPX vs. BTC, LTM	
	US	USGrwth	UK	Germany	Japan	HK		
1D	-1%	-2%	-2%	-2%	0%	-2%	40,000	8,000
7D	0%	0%	-3%	-2%	1%	-2%	30,000	6,000
90D	10%	11%	2%	5%	11%	-9%	20,000	4,000
365D	22%	42%	1%	6%	17%	-23%	10,000	2,000

10-Year Treasury Yields							Commodities & FX					
	US	Brazil	UK	Germany	Japan	HK	Last	WTI	Gas	Gold	USD/EUR	USD/JPY
Last	4.31%	10.75%	4.13%	2.37%	0.75%	3.78%	Last	78.2	1.64	2,003	0.93	150.7
1d Chg	-0.01	0.04	0.05	-0.01	-0.01	0.09	1d % Chg	0.4%	-2.7%	-0.2%	0.0%	-0.1%

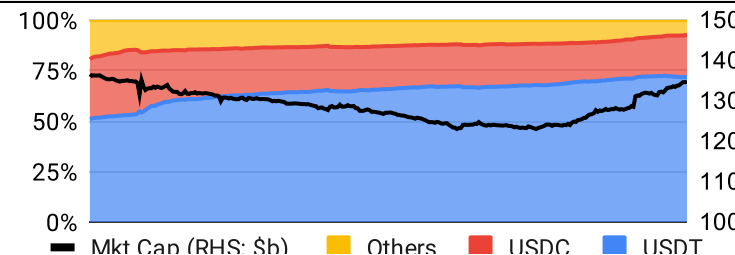
Volatility

Annualized Volatility							Rolling 3M Annualized Volatility, LTM		
	BTC	ETH	SOL	BNB	XRP	ADA			
30D	40%	46%	69%	34%	36%	57%	80%		
90D	46%	52%	96%	51%	45%	88%	40%		
180D	43%	48%	97%	43%	46%	69%	0%		
365D	44%	47%	88%	44%	93%	69%			

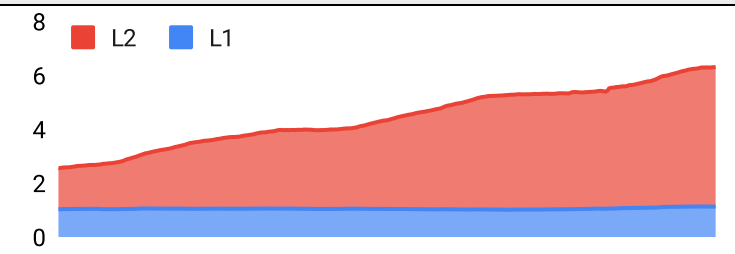
Correlations

Intra-Crypto Correlations, LTM							Rolling 3M Correlations, LTM				
	BTC	ETH	SOL	BNB	XRP	ADA					
BTC							0.69				
ETH	0.81						0.29				
SOL	0.63	0.59					-0.11				
BNB	0.60	0.60	0.45				1.00				
XRP	0.40	0.46	0.42	0.34			0.20				
ADA	0.65	0.67	0.65	0.55	0.63						

Stablecoins

Stablecoin Market Size and Volume, \$m					Stablecoin Dominance (LHS) & Market Cap \$b (RHS), LTM	
Ticker	Price	1d Vol	20d Avg Vol	Market Cap		
USDT	1.00	67,430	37,751	96,731		
USDC	1.00	7,272	5,173	27,973		
DAI	1.00	158	154	5,348		
TUSD	0.99	145	99	1,274		
USDD	1.00	12	13	738		
FRAX	1.00	13	9	649		
						Mkt Cap (RHS: \$b) Others USDC USDT

Ethereum Mainnet & Layer 2s

Mainnet & Layer 2 Transactions (m/day) and L2 TVL (\$m)					Transactions (m/day), Rolling 90-Day Average, LTM	
Network	1d	30d Avg	TVL	Tech Type		
zkSync Era	0.9	1.3	555	ZKR		
Ethereum	1.1	1.1	-	Mainnet		
Arbitrum One	0.9	0.8	12,190	ORU		
Arbitrum Nova	0.4	0.4	35	Optimum		
Base	0.5	0.4	836	ORU		
OP Mainnet	0.4	0.3	6,440	ORU		
Mantle	0.3	0.3	349	Optimum		
Immutable X	0.2	0.2	273	App-specific Validium		
ApeX	0.2	0.2	86	App-specific Validium		
Linea	0.1	0.2	200	ZKR		

Layer 2 Token Performance & Market Cap (\$m)					
	MATIC	IMX	OP	ARB	MNT
30d Return	3%	48%	8%	-2%	0%
Market Cap	8,260	4,080	3,690	2,700	2,350

NFTs and DAOs

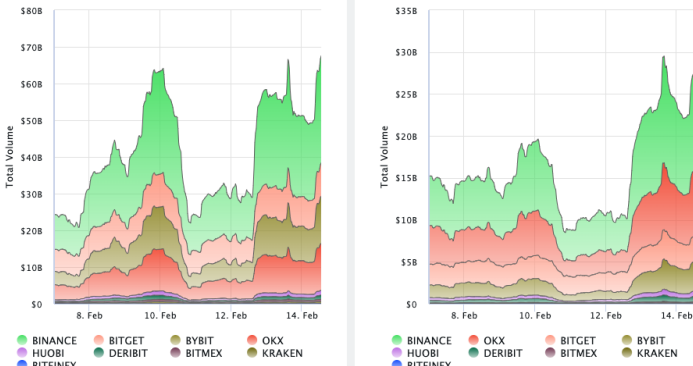
NFT Collection Stats (in ETH)						DAO Treasury Amount (\$m) and Composition					
Collection	Floor	Listings	3M Ret.	3M Vol	Market Cap	DAO	Treasury	Stables	BTC/ETH	Own Tokens	Other
CryptoPunks	59.0	951	4%	30,210	589,500	Arbitrum	7,451	0%	0%	100%	0%
Bored Ape	22.9	379	-22%	121,157	229,000	Optimism	3,163	0%	0%	100%	0%
Pudgy Penguins	20.3	386	288%	113,235	180,426	Uniswap	2,760	0%	0%	100%	0%
Autoglyphs	250.0	4	-2%	290	128,000	Mantle	2,363	4%	1%	87%	8%
Mutant Ape	4.1	949	-25%	114,270	80,226	ENS	1,758	0%	0%	93%	7%
Squiggle	7.6	244	-18%	2,427	76,354	Ethereum	858	0%	100%	0%	0%
Azuki	6.5	561	10%	115,327	64,630	Merit Circle	570	5%	1%	92%	2%
Fidenza	63.0	40	19%	2,539	62,937	Golem	487	0%	94%	6%	0%
Pandora	8.9	35	0%	70,245	50,551	Lido	468	0%	24%	75%	0%
Lil Pudgys	2.1	983	434%	31,802	44,896	Gnosis	443	7%	24%	51%	18%

Crypto News

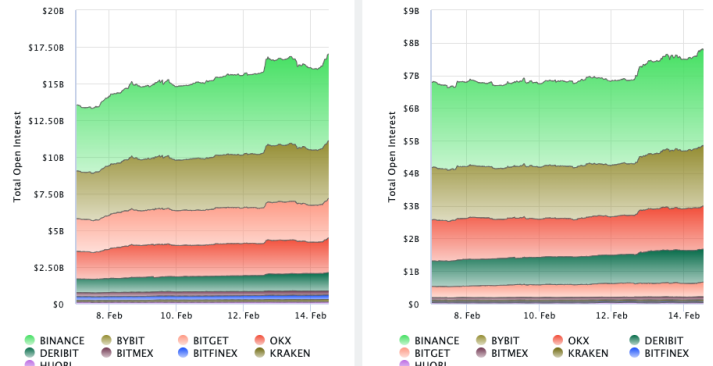
- [Bitcoin Hits \\$51K, Regains \\$1T Market Capitalization - CoinDesk](#)
- [Bitcoin Futures Open Interest Tops \\$21B, Highest Since November 2021 - CoinDesk](#)
- [Starknet plans 'broad' token distribution starting later this month - Blockworks](#)
- [Former Binance CEO's sentencing delayed until April - Blockworks](#)
- [Ethereum devs can now deploy apps on Sei's parallelized EVM - Blockworks](#)
- [Satoshi-Era Bitcoin Function 'OP_CAT' Dusted Off as Development Fervor Grows - CoinDesk](#)
- [Crypto Fear & Greed Index Hits Highest Level Since Bitcoin's 2021 Record High - CoinDesk](#)
- [Craig Wright Blasts 'Experts' Who 'Cannot Verify Their Work' at Trial Over Satoshi Claims - CoinDesk](#)
- [EU committee greenlights world's first AI legislation - Cointelegraph](#)

Crypto Futures

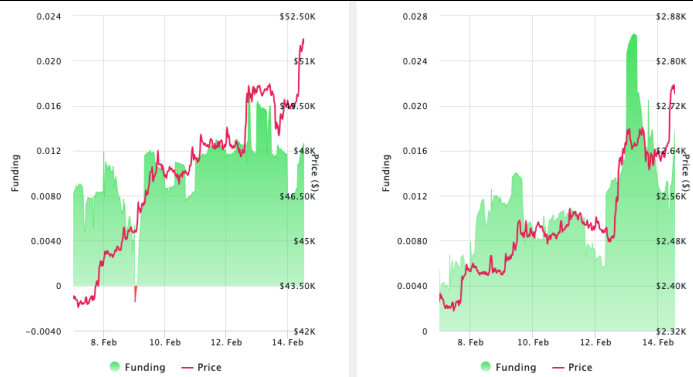
Futures Volume (BTC LHS ; ETH RHS), 1d



Futures Open Interest (BTC LHS ; ETH RHS)



OI Weighted Funding Rate (BTC LHS ; ETH RHS), 1d

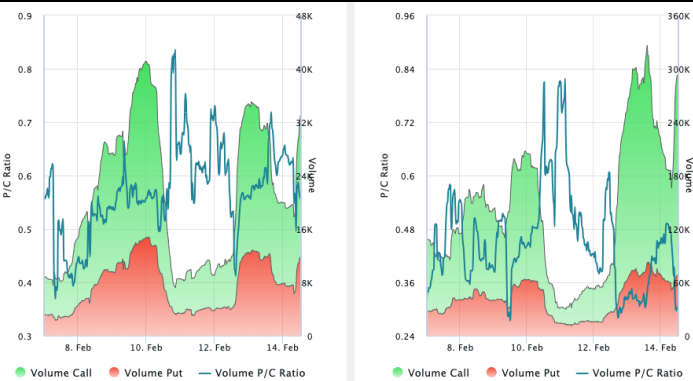


Liquidations (BTC LHS ; ETH RHS), 1d

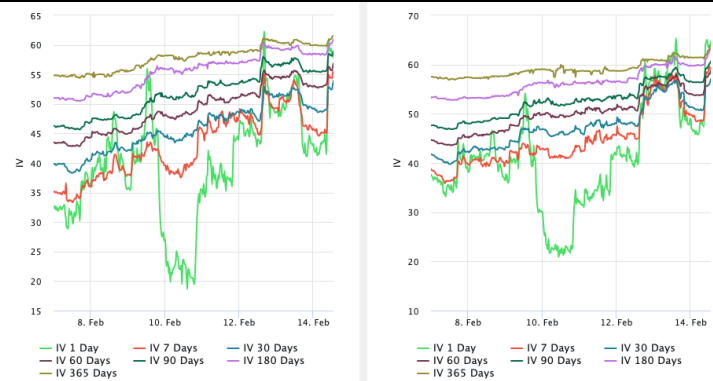


Crypto Options

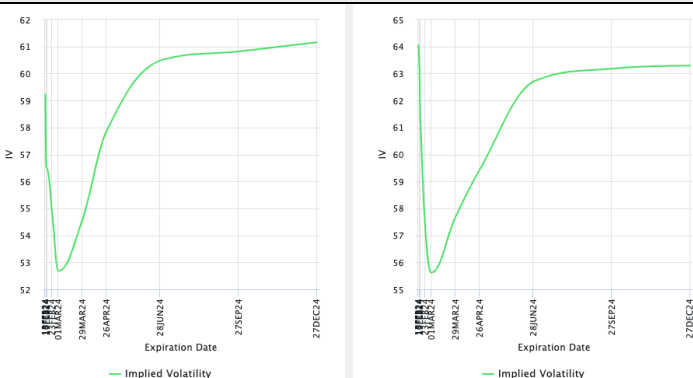
Options Volume & Put/Call Ratio (BTC LHS ; ETH RHS), 1d



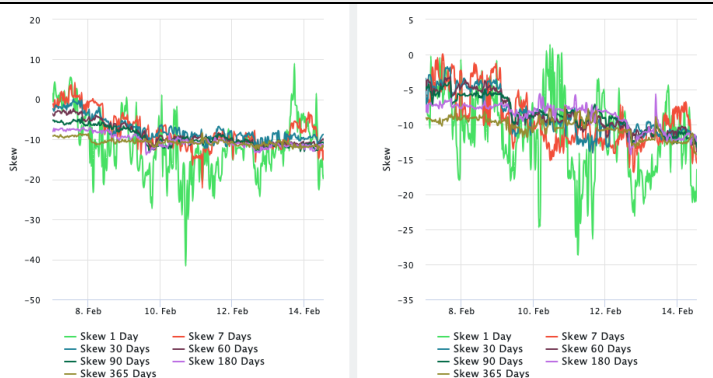
ATM Implied Volatility (BTC LHS ; ETH RHS)



ATM Implied Vol Term Structure (BTC LHS ; ETH RHS)



25 Delta Skew (BTC LHS ; ETH RHS)





February 14, 2024

About GSR

GSR has over a decade of extensive experience in the crypto market, serving as a trusted liquidity provider and active, multi-stage investor. Our suite of services includes OTC Trading, Derivatives, and Market Making. GSR is actively involved in every major sector of the digital asset ecosystem, working with token issuers, institutional investors, miners, and leading trading venues.

For more information or if we can help with anything, please see gsr.io or contact us at gsr@gsr.io.

Follow GSR for more content: [Twitter](#) [Telegram](#) [LinkedIn](#)

Authors

Brian Rudick, Senior Strategist [Twitter](#) [Telegram](#)

Required Disclosures

This material is provided by GSR (the "Firm") solely for informational purposes, is intended only for sophisticated, institutional investors and does not constitute an offer or commitment, a solicitation of an offer or commitment, or any advice or recommendation, to enter into or conclude any transaction (whether on the terms shown or otherwise), or to provide investment services in any state or country where such an offer or solicitation or provision would be illegal. The Firm is not and does not act as an advisor or fiduciary in providing this material. GSR is not authorised or regulated in the UK by the Financial Conduct Authority. The protections provided by the UK regulatory system will not be available to you. Specifically, information provided herein is intended for institutional persons only and is not suitable for retail persons in the United Kingdom, and no solicitation or recommendation is being made to you in regards to any products or services.

This material is not a research report, and not subject to any of the independence and disclosure standards applicable to research reports prepared pursuant to FINRA or CFTC research rules. This material is not independent of the Firm's proprietary interests, which may conflict with the interests of any counterparty of the Firm. The Firm trades instruments discussed in this material for its own account, may trade contrary to the views expressed in this material, and may have positions in other related instruments.

Information contained herein is based on sources considered to be reliable, but is not guaranteed to be accurate or complete. Any opinions or estimates expressed herein reflect a judgment made by the author(s) as of the date of publication, and are subject to change without notice. Trading and investing in digital assets involves significant risks including price volatility and illiquidity and may not be suitable for all investors. The Firm is not liable whatsoever for any direct or consequential loss arising from the use of this material. Copyright of this material belongs to GSR. Neither this material nor any copy thereof may be taken, reproduced or redistributed, directly or indirectly, without prior written permission of GSR

Notes & Sources

All options data is based on Deribit and derivatives graphics are from Laevidas. Market returns are based on price returns for the following ETFs: VOO, QQQ, EWU, EWG, EWJ, and EWH. Onchain volumes are not considered and thus certain token volumes may be understated (e.g., stETH).

CoinGecko	Santiment	DefiLlama	CoinMarketCap	Laevidas
L2Beat	Google Finance	TradingView	Deribit	WorldCoinIndex
Cryptorank	Investing.com	NFT Price Floor	CryptoSlate	