











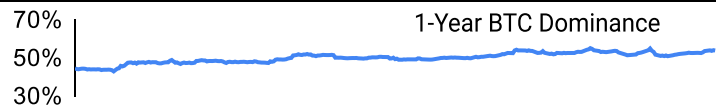
Crypto Leaderboard

Rank	Name	Ticker	Price	24h	7d	30d	24h Vol \$m	MC \$m	1-Year Chart
1	Bitcoin	BTC	\$52,340	1%	15%	21%	37,573	1,027,364	
2	Ethereum	ETH	\$2,812	2%	16%	9%	22,570	337,814	
3	Tether	USDT	\$1.00	0%	0%	0%	59,118	97,194	
4	BNB	BNB	\$352	6%	11%	12%	1,108	53,961	
5	Solana	SOL	\$116	-1%	13%	19%	2,290	50,871	
6	XRP Ledger	XRP	\$0.55	2%	7%	-5%	1,408	29,991	
7	USD Coin	USDC	\$1.00	0%	0%	0%	6,447	28,071	
8	Lido stETH	STETH	\$2,807	2%	16%	8%	19	27,347	
9	Cardano	ADA	\$0.59	3%	12%	11%	593	20,815	
10	Avalanche	AVAX	\$42.6	2%	20%	20%	987	15,660	

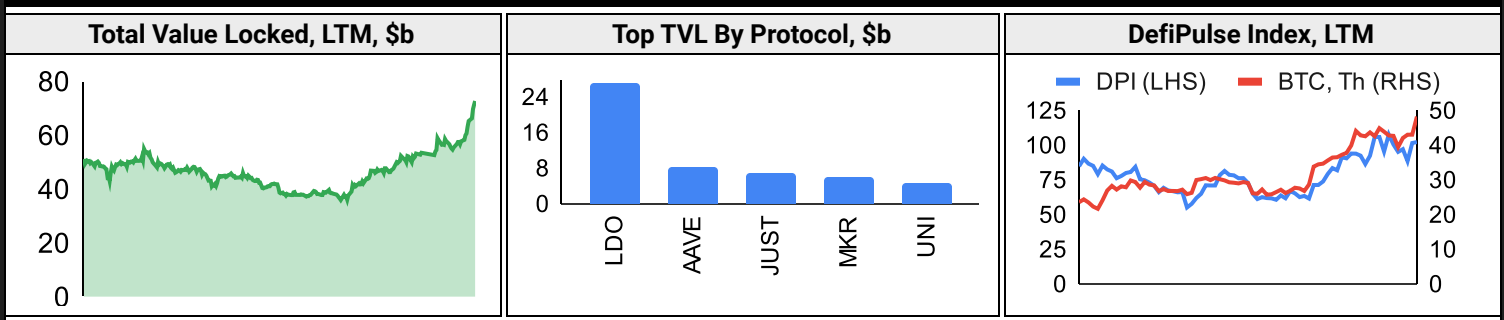
Top & Bottom Performers - Top 100 Tokens

24h		7 Days		30 Days		90 Days		365 Days	
VET	33%	VET	59%	TAO	140%	SEI	565%	KAS	1860%
BGB	19%	HNT	53%	STX	61%	HNT	417%	BONK	1359%
HNT	13%	SEI	50%	FLR	55%	BONK	375%	INJ	782%
MNT	11%	STX	47%	RON	54%	STX	314%	STX	669%
BEAM	-3%	ASTR	-1%	AAVE	-10%	XRP	-10%	APT	-35%
TIA	-4%	XMR	-1%	WEMIX	-14%	OKB	-11%	SAND	-35%
PYTH	-4%	OSMO	-2%	INJ	-15%	RUNE	-13%	GALA	-46%
STX	-12%	TIA	-7%	XMR	-20%	XMR	-22%	APE	-71%

Category Performance

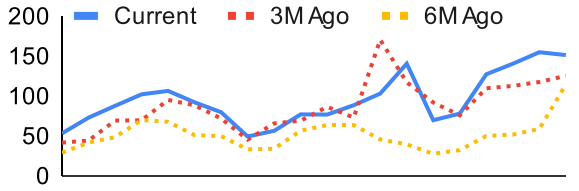
Category	7d	30d	90d	180d	365d	Ecosystem	7d	30d	90d	180d	365d
IoT/Data/Comp.	20%	25%	98%	184%	67%	Avalanche	11%	16%	39%	90%	40%
Other DeFi	10%	8%	32%	98%	87%	Polygon	12%	12%	35%	96%	33%
Smart Contract	11%	5%	45%	118%	39%	Tron	7%	10%	21%	66%	43%
Currency	9%	4%	26%	58%	43%	Polkadot	13%	6%	38%	84%	5%
Gaming/Entertai	16%	4%	34%	108%	30%	Ethereum	10%	5%	19%	68%	27%
DEX	12%	2%	23%	107%	34%	Cosmos	10%	2%	59%	128%	127%
Lending	11%	1%	17%	79%	38%	BSC	11%	-2%	43%	110%	54%
Meme	8%	1%	3%	34%	-34%	Solana	12%	-2%	40%	113%	82%
Scaling	16%	1%	107%	165%	13%						
Privacy	8%	-5%	2%	19%	-39%						
CEXs	0%	-10%	1%	40%	3%						

DeFi

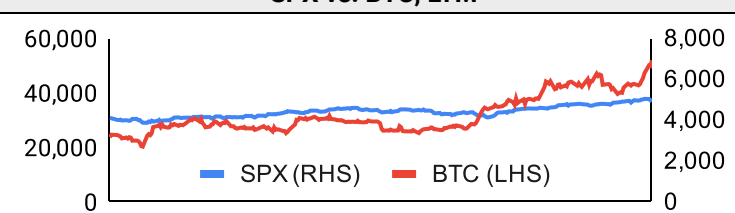


Trading Volume

Aggregate Volumes by Product, \$b					Top Derivatives Exchanges, \$m and bps					Top Spot Exchanges, \$m		
Product	1d	7d	30d	O/I	Exchange	1d Vol	O/I	Mkr	Tkr	Exchange	Score	1d Vol
Spot	49	226	945	n/a	Binance	56,659	15,649	2.0	4.0	Binance	9.9	18,827
Perpetuals	437	1,480	6,200	265	Bybit	18,519	10,094	2.0	5.5	Coinbase	8.2	2,876
Futures	0	3	10	1	OKX	20,854	5,344	2.0	5.0	Bybit	7.8	3,876
Options	2	13	45	n/a	KuCoin	1,845	2,051	2.0	6.0	OKX	7.6	2,476

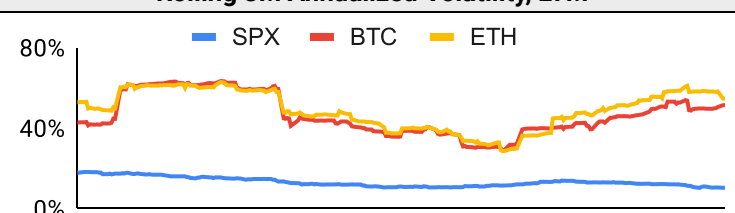
Daily Spot Volume, Top 100 Tokens Last 20d, \$b				Top Volume, 1d, \$m		Top Volume, %20d Avg		Low Volume, %20d Avg	
				USDT	62,624	VET	842%	FLR	50%
				BTC	36,029	STX	450%	LEO	69%
				ETH	20,290	RETH	359%	LINK	77%
				USDC	6,848	FLOW	282%	XMR	80%
				FDUSD	6,595	HNT	276%	CFX	82%

Traditional Finance

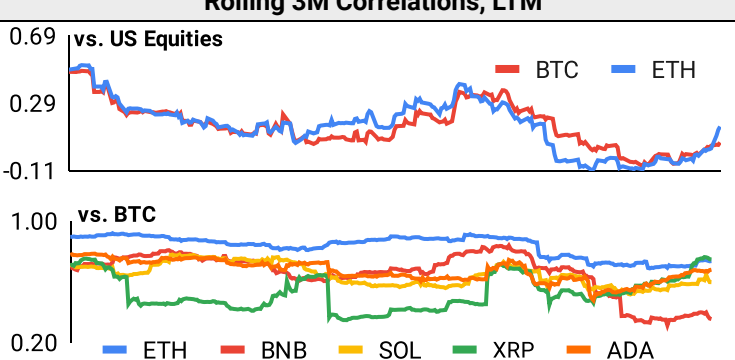
Global Equity Markets							SPX vs. BTC, LTM	
	US	USGrwth	UK	Germany	Japan	HK		
1D	1%	1%	1%	1%	0%	1%		
7D	0%	0%	-1%	0%	1%	0%		
90D	11%	13%	4%	6%	11%	-6%		
365D	23%	42%	1%	7%	18%	-22%		

10-Year Treasury Yields							Commodities & FX					
	US	Brazil	UK	Germany	Japan	HK	Last	WTI	Gas	Gold	USD/EUR	USD/JPY
Last	4.20%	10.79%	4.04%	2.31%	0.71%	3.73%	Last	76.5	1.66	2,013	0.93	149.8
1d Chg	-0.07	0.00	-0.02	-0.07	-0.02	-0.06	1d % Chg	-0.2%	3.4%	0.5%	-0.4%	-0.5%

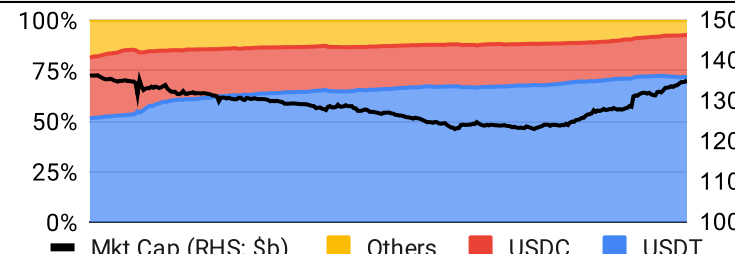
Volatility

Annualized Volatility							Rolling 3M Annualized Volatility, LTM			
	BTC	ETH	BNB	SOL	XRP	ADA				
30D	40%	45%	39%	68%	37%	58%				
90D	46%	52%	53%	96%	45%	88%				
180D	43%	48%	43%	97%	46%	69%				
365D	44%	47%	43%	87%	93%	68%				

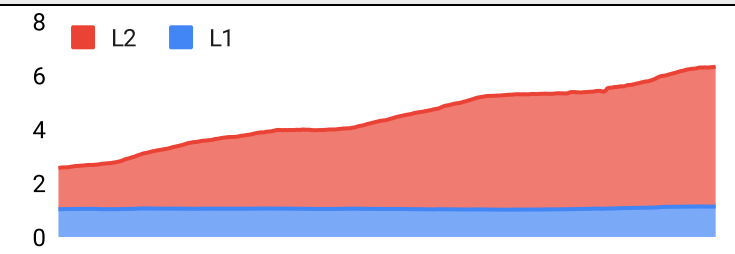
Correlations

Intra-Crypto Correlations, LTM							Rolling 3M Correlations, LTM				
	BTC	ETH	BNB	SOL	XRP	ADA					
BTC											
ETH	0.80										
BNB	0.59	0.58									
SOL	0.62	0.58	0.44								
XRP	0.40	0.46	0.34	0.41							
ADA	0.65	0.67	0.54	0.64	0.63						

Stablecoins

Stablecoin Market Size and Volume, \$m					Stablecoin Dominance (LHS) & Market Cap \$b (RHS), LTM	
Ticker	Price	1d Vol	20d Avg Vol	Market Cap		
USDT	1.00	62,624	38,626	97,021		
USDC	1.00	6,848	5,212	28,039		
DAI	1.00	132	147	5,348		
TUSD	0.98	126	88	1,268		
USDD	1.00	14	13	739		
FRAX	1.00	15	9	650		
						Mkt Cap (RHS: \$b) Others USDC USDT

Ethereum Mainnet & Layer 2s

Mainnet & Layer 2 Transactions (m/day) and L2 TVL (\$m)					Transactions (m/day), Rolling 90-Day Average, LTM	
Network	1d	30d Avg	TVL	Tech Type		
zkSync Era	1.3	1.3	571	ZKR		
Ethereum	1.1	1.1	-	Mainnet		
Arbitrum One	0.8	0.8	12,320	ORU		
Arbitrum Nova	0.6	0.4	36	Optimum		
Base	0.3	0.4	846	ORU		
OP Mainnet	0.3	0.3	6,570	ORU		
Mantle	0.3	0.2	630	Optimum		
Immutable X	0.2	0.2	290	App-specific Validium		
ApeX	0.2	0.2	86	App-specific Validium		
Linea	0.2	0.2	206	ZKR		

Layer 2 Token Performance & Market Cap (\$m)					
	MATIC	IMX	OP	ARB	MNT
30d Return	5%	56%	10%	-1%	9%
Market Cap	8,280	4,380	3,710	2,700	2,560

NFTs and DAOs

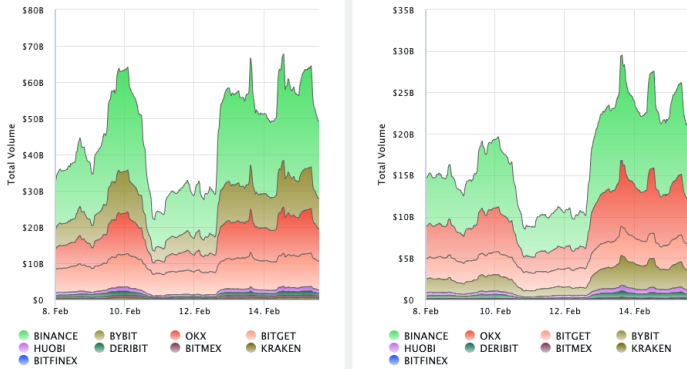
NFT Collection Stats (in ETH)						DAO Treasury Amount (\$m) and Composition					
Collection	Floor	Listings	3M Ret.	3M Vol	Market Cap	DAO	Treasury	Stables	BTC/ETH	Own Tokens	Other
CryptoPunks	57.0	950	2%	30,157	569,900	Arbitrum	7,451	0%	0%	100%	0%
Bored Ape	23.1	377	-21%	121,634	231,000	Optimism	3,171	0%	0%	100%	0%
Pudgy Penguins	20.0	434	257%	115,119	177,662	Uniswap	2,889	0%	0%	100%	0%
Autoglyphs	230.0	5	-10%	290	117,760	Mantle	2,615	3%	1%	89%	7%
Mutant Ape	4.2	1,011	-24%	114,780	81,222	ENS	1,736	0%	0%	93%	7%
Squiggle	7.4	250	-21%	2,403	73,956	Ethereum	869	0%	100%	0%	0%
Azuki	6.5	562	12%	115,558	64,970	Merit Circle	603	5%	1%	92%	2%
Fidenza	63.0	42	19%	2,539	62,937	Golem	494	0%	94%	6%	0%
Pandora	8.9	36	0%	73,127	50,723	Lido	470	0%	25%	75%	0%
Lil Pudgys	2.0	1,018	371%	32,333	43,128	Gnosis	438	7%	25%	50%	18%

Crypto News

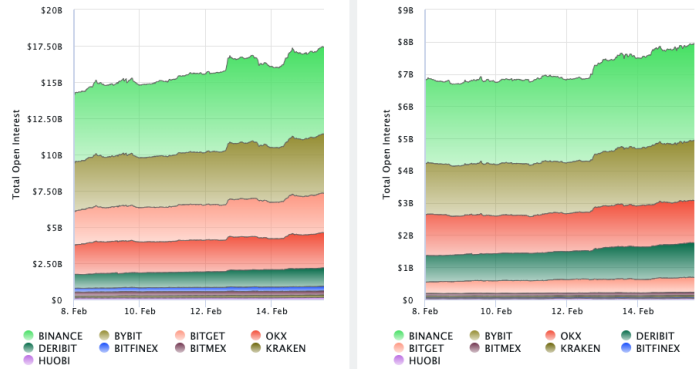
- [Bitcoin call-option buys surge at \\$60,000 and \\$80,000 strike prices: QCP Capital - The Block](#)
- [Gold ETFs bleed \\$2.4B so far in 2024 as Bitcoin ETFs hit record volumes - Cointelegraph](#)
- [Bitcoin ETFs inflows snowball: Last 4 days bigger than first 4 weeks - Cointelegraph](#)
- [House hearing on FinCEN oversight turns into crypto debate - Blockworks](#)
- [Citi the latest TradFi player to test out asset tokenization - Blockworks](#)
- [DEBT Box challenges SEC's attempt to dismiss crypto case - Blockworks](#)
- [Genesis gets court approval to offload \\$1.6B Grayscale shares - Blockworks](#)
- [FCA issued 450 warnings to crypto firms in the final months of 2023 - Blockworks](#)
- [CoW DAO sets up MEV-capturing AMM for liquidity providers - Blockworks](#)

Crypto Futures

Futures Volume (BTC LHS ; ETH RHS), 1d



Futures Open Interest (BTC LHS ; ETH RHS)



OI Weighted Funding Rate (BTC LHS ; ETH RHS), 1d

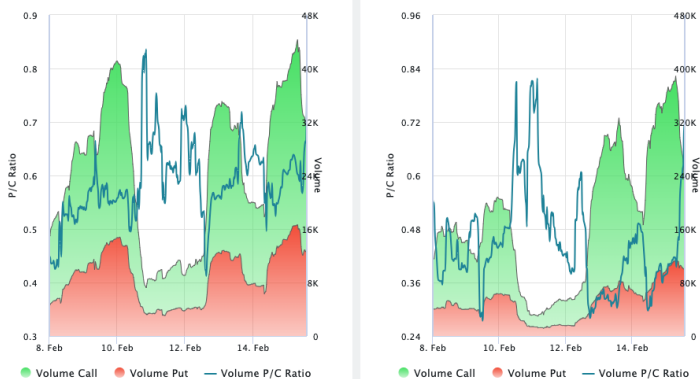


Liquidations (BTC LHS ; ETH RHS), 1d

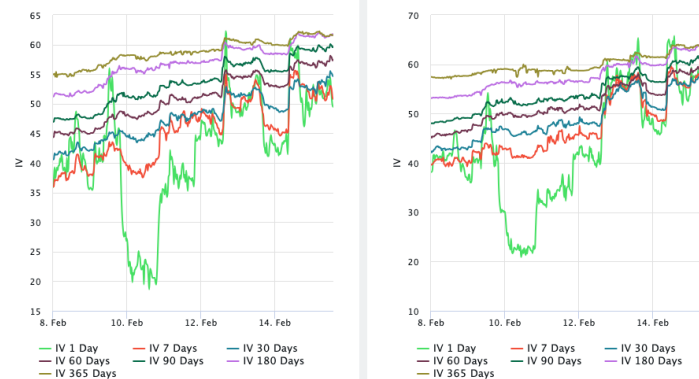


Crypto Options

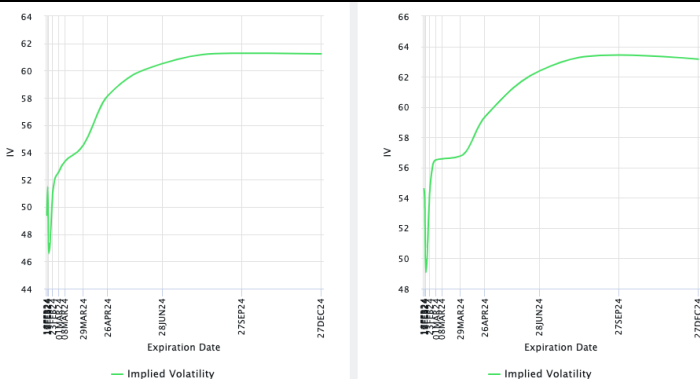
Options Volume & Put/Call Ratio (BTC LHS ; ETH RHS), 1d



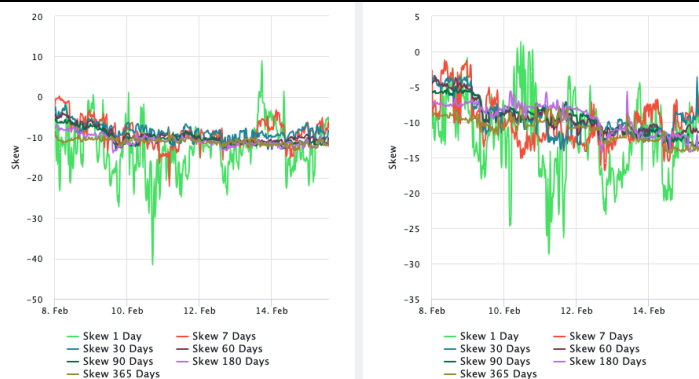
ATM Implied Volatility (BTC LHS ; ETH RHS)



ATM Implied Vol Term Structure (BTC LHS ; ETH RHS)



25 Delta Skew (BTC LHS ; ETH RHS)



About GSR

GSR has over a decade of extensive experience in the crypto market, serving as a trusted liquidity provider and active, multi-stage investor. Our suite of services includes OTC Trading, Derivatives, and Market Making. GSR is actively involved in every major sector of the digital asset ecosystem, working with token issuers, institutional investors, miners, and leading trading venues.

For more information or if we can help with anything, please see gsr.io or contact us at gsr@gsr.io.

Follow GSR for more content: [Twitter](#) [Telegram](#) [LinkedIn](#)

Authors

Brian Rudick, Senior Strategist [Twitter](#) [Telegram](#)

Required Disclosures

This material is provided by GSR (the "Firm") solely for informational purposes, is intended only for sophisticated, institutional investors and does not constitute an offer or commitment, a solicitation of an offer or commitment, or any advice or recommendation, to enter into or conclude any transaction (whether on the terms shown or otherwise), or to provide investment services in any state or country where such an offer or solicitation or provision would be illegal. The Firm is not and does not act as an advisor or fiduciary in providing this material. GSR is not authorised or regulated in the UK by the Financial Conduct Authority. The protections provided by the UK regulatory system will not be available to you. Specifically, information provided herein is intended for institutional persons only and is not suitable for retail persons in the United Kingdom, and no solicitation or recommendation is being made to you in regards to any products or services.

This material is not a research report, and not subject to any of the independence and disclosure standards applicable to research reports prepared pursuant to FINRA or CFTC research rules. This material is not independent of the Firm's proprietary interests, which may conflict with the interests of any counterparty of the Firm. The Firm trades instruments discussed in this material for its own account, may trade contrary to the views expressed in this material, and may have positions in other related instruments.

Information contained herein is based on sources considered to be reliable, but is not guaranteed to be accurate or complete. Any opinions or estimates expressed herein reflect a judgment made by the author(s) as of the date of publication, and are subject to change without notice. Trading and investing in digital assets involves significant risks including price volatility and illiquidity and may not be suitable for all investors. The Firm is not liable whatsoever for any direct or consequential loss arising from the use of this material. Copyright of this material belongs to GSR. Neither this material nor any copy thereof may be taken, reproduced or redistributed, directly or indirectly, without prior written permission of GSR

Notes & Sources

All options data is based on Deribit and derivatives graphics are from Laevidas. Market returns are based on price returns for the following ETFs: VOO, QQQ, EWU, EWG, EWJ, and EWH. Onchain volumes are not considered and thus certain token volumes may be understated (e.g., stETH).

CoinGecko	Santiment	DefiLlama	CoinMarketCap	Laevidas
L2Beat	Google Finance	TradingView	Deribit	WorldCoinIndex
Cryptorank	Investing.com	NFT Price Floor	CryptoSlate	