











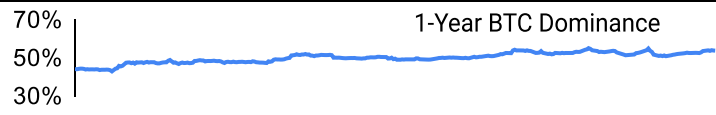
Crypto Leaderboard

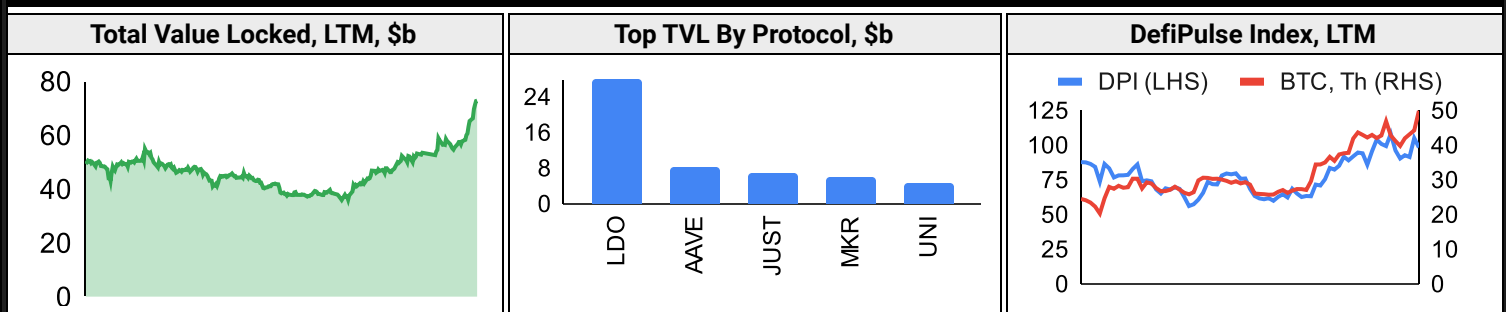
Rank	Name	Ticker	Price	24h	7d	30d	24h Vol \$m	MC \$m	1-Year Chart
1	Bitcoin	BTC	\$52,306	0%	11%	22%	37,131	1,026,742	
2	Ethereum	ETH	\$2,829	1%	14%	12%	22,626	340,656	
3	Tether	USDT	\$1.00	0%	0%	0%	52,916	97,125	
4	BNB	BNB	\$363	3%	12%	18%	2,238	55,804	
5	Solana	SOL	\$112	-4%	4%	9%	2,337	49,298	
6	XRP Ledger	XRP	\$0.57	3%	8%	0%	1,795	31,011	
7	USD Coin	USDC	\$1.00	0%	0%	0%	7,495	27,998	
8	Lido stETH	STETH	\$2,825	1%	14%	12%	30	27,689	
9	Cardano	ADA	\$0.60	1%	12%	15%	696	21,209	
10	Avalanche	AVAX	\$40.8	-4%	7%	13%	716	15,045	

Top & Bottom Performers - Top 100 Tokens

24h		7 Days		30 Days		90 Days		365 Days	
SATS	13%	VET	59%	TAO	151%	SEI	577%	KAS	1975%
RNDR	11%	BGB	43%	STX	62%	HNT	374%	BONK	1509%
TAO	10%	STX	41%	VET	58%	BONK	372%	INJ	863%
BGB	8%	SEI	37%	BGB	54%	STX	302%	STX	696%
SUI	-5%	LTC	-1%	OSMO	-8%	TON	-7%	APT	-32%
MINA	-6%	OSMO	-4%	INJ	-11%	CRO	-7%	MATIC	-32%
HNT	-8%	ASTR	-6%	WEMIX	-13%	OKB	-10%	GALA	-41%
STX	-20%	TIA	-7%	XMR	-20%	XMR	-22%	APE	-68%

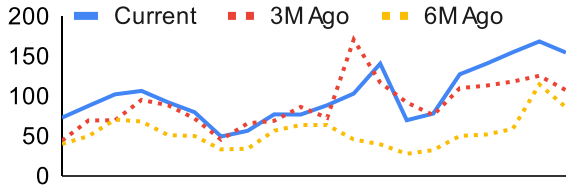
Category Performance

Category	7d	30d	90d	180d	365d	Ecosystem	7d	30d	90d	180d	365d
IoT/Data/Comp.	19%	28%	98%	190%	79%	Avalanche	9%	17%	43%	91%	49%
Other DeFi	6%	11%	36%	98%	99%	Polygon	9%	14%	39%	96%	42%
Currency	6%	6%	27%	56%	49%	Tron	6%	11%	22%	62%	50%
Smart Contract	8%	6%	46%	115%	46%	Polkadot	10%	9%	41%	84%	12%
Gaming/Entertai	11%	6%	37%	97%	30%	Ethereum	8%	7%	23%	70%	34%
Scaling	10%	5%	110%	165%	21%	Cosmos	6%	6%	53%	132%	144%
Meme	7%	5%	7%	35%	-36%	BSC	9%	2%	46%	113%	66%
DEX	8%	4%	26%	110%	44%	Solana	11%	-2%	34%	116%	91%
Lending	8%	1%	17%	79%	43%						
Privacy	10%	-2%	6%	22%	-34%						
CEXs	0%	-8%	0%	40%	6%						

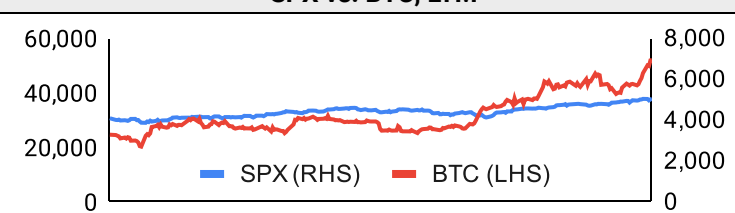
DeFi


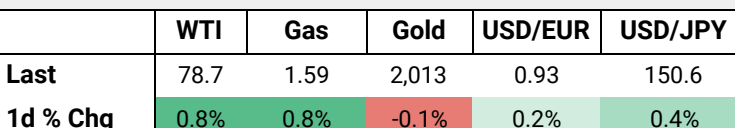
Trading Volume

Aggregate Volumes by Product, \$b					Top Derivatives Exchanges, \$m and bps					Top Spot Exchanges, \$m		
Product	1d	7d	30d	O/I	Exchange	1d Vol	O/I	Mkr	Tkr	Exchange	Score	1d Vol
Spot	48	248	966	n/a	Binance	59,652	15,892	2.0	4.0	Binance	9.9	20,213
Perpetuals	198	1,670	6,400	253	Bybit	19,899	10,048	2.0	5.5	Coinbase	8.2	2,831
Futures	1	3	10	1	OKX	22,187	5,409	2.0	5.0	Bybit	7.8	3,967
Options	2	13	46	n/a	KuCoin	2,034	2,073	2.0	6.0	OKX	7.6	2,755

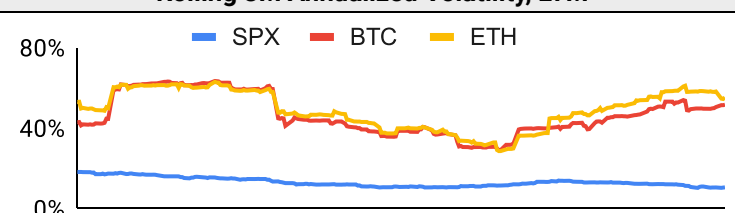
Daily Spot Volume, Top 100 Tokens Last 20d, \$b				Top Volume, 1d, \$m		Top Volume, %20d Avg		Low Volume, %20d Avg	
				USDT	63,832	VET	678%	RETH	38%
				BTC	35,657	BGB	263%	FLR	56%
				ETH	20,980	RNDR	251%	LEO	67%
				USDC	7,212	GRT	233%	LINK	71%
				FDUSD	7,165	HNT	223%	SUI	71%

Traditional Finance

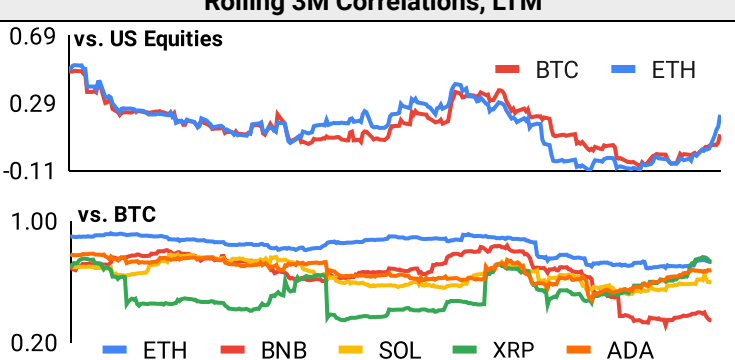
Global Equity Markets							SPX vs. BTC, LTM				
	US	USGrwth	UK	Germany	Japan	HK					
1D	1%	0%	1%	1%	1%	1%					
7D	1%	0%	0%	1%	2%	1%					
90D	12%	13%	3%	5%	10%	-6%					
365D	23%	42%	3%	8%	21%	-21%					

10-Year Treasury Yields							Commodities & FX					
	US	Brazil	UK	Germany	Japan	HK						
Last	4.31%	10.78%	4.15%	2.41%	0.72%	3.77%	Last	78.7	1.59	2,013	0.93	150.6
1d Chg	0.07	0.00	0.09	0.05	-0.01	-0.06	1d % Chg	0.8%	0.8%	-0.1%	0.2%	0.4%

Volatility

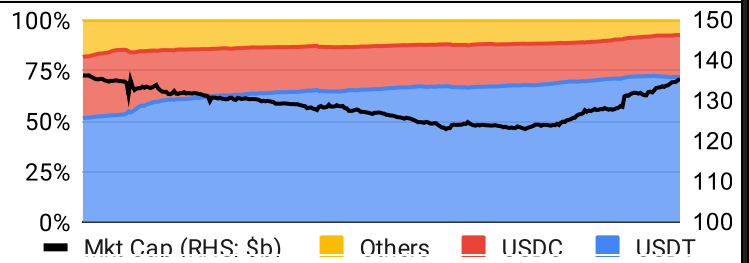
Annualized Volatility							Rolling 3M Annualized Volatility, LTM			
	BTC	ETH	BNB	SOL	XRP	ADA				
30D	39%	45%	40%	68%	40%	60%				
90D	46%	52%	53%	96%	46%	88%				
180D	43%	48%	44%	97%	46%	69%				
365D	43%	47%	43%	87%	93%	68%				

Correlations

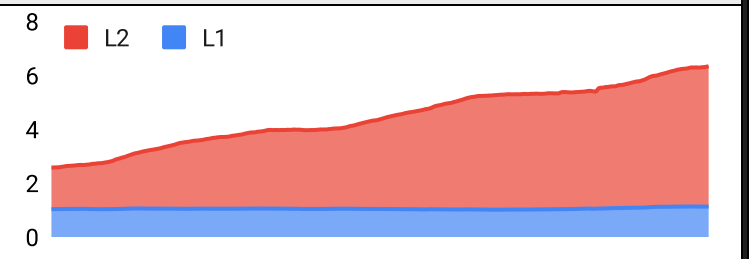
Intra-Crypto Correlations, LTM							Rolling 3M Correlations, LTM				
	BTC	ETH	BNB	SOL	XRP	ADA					
BTC											
ETH	0.80										
BNB	0.58	0.58									
SOL	0.62	0.58	0.43								
XRP	0.39	0.46	0.34	0.41							
ADA	0.64	0.67	0.54	0.63	0.63						

Stablecoins

Stablecoin Market Size and Volume, \$m				
Ticker	Price	1d Vol	20d Avg Vol	Market Cap
USDT	1.00	63,832	40,998	97,166
USDC	1.00	7,212	5,463	28,077
DAI	1.00	229	149	5,347
TUSD	0.98	107	90	1,263
USDD	1.00	14	13	739
FRAX	1.00	16	9	650

Stablecoin Dominance (LHS) & Market Cap \$b (RHS), LTM

Ethereum Mainnet & Layer 2s

Mainnet & Layer 2 Transactions (m/day) and L2 TVL (\$m)				
Network	1d	30d Avg	TVL	Tech Type
zkSync Era	1.2	1.3	587	ZKR
Ethereum	1.2	1.1	-	Mainnet
Arbitrum One	0.8	0.8	12,390	ORU
Arbitrum Nova	1.9	0.4	37	Optimium
Base	0.4	0.4	854	ORU
OP Mainnet	0.3	0.3	6,720	ORU
Mantle	0.3	0.2	638	Optimium
Immutable X	0.2	0.2	288	App-specific Validium
ApeX	0.3	0.2	86	App-specific Validium
Linea	0.2	0.2	216	ZKR

Transactions (m/day), Rolling 90-Day Average, LTM

Layer 2 Token Performance & Market Cap (\$m)

	MATIC	IMX	OP	ARB	MNT
30d Return	11%	53%	7%	-1%	6%
Market Cap	8,650	4,290	3,600	2,610	2,470

NFTs and DAOs

NFT Collection Stats (in ETH)					
Collection	Floor	Listings	3M Ret.	3M Vol	Market Cap
CryptoPunks	56.0	952	0%	30,291	559,900
Bored Ape	22.8	382	-21%	122,535	228,400
Pudgy Penguins	20.0	424	250%	115,458	177,378
Autoglyphs	230.0	5	-10%	290	117,760
Mutant Ape	4.1	982	-27%	115,734	78,922
Squiggle	7.2	251	-23%	2,405	72,257
Azuki	6.4	552	13%	115,727	64,220
Fidenza	63.0	42	19%	2,539	62,937
Lil Pudgys	2.0	963	361%	32,650	42,781
The Captainz	4.2	112	2%	8,165	41,946

DAO Treasury Amount (\$m) and Composition

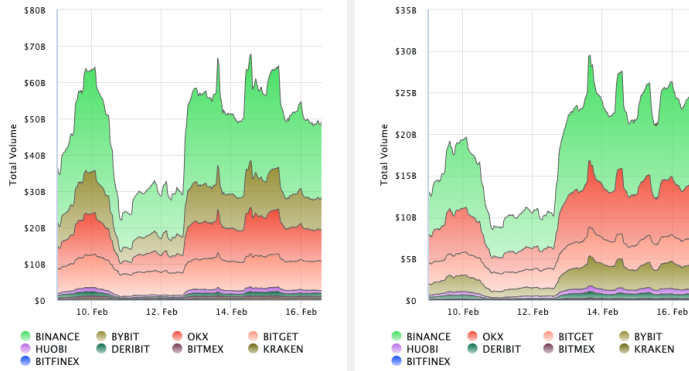
DAO	Treasury	Stables	BTC/ETH	Own Tokens	Other
Arbitrum	7,206	0%	0%	100%	0%
Optimism	3,097	0%	0%	100%	0%
Uniswap	3,018	0%	0%	100%	0%
Mantle	2,503	3%	1%	88%	7%
ENS	1,726	0%	0%	93%	7%
Ethereum	883	0%	100%	0%	0%
Merit Circle	553	5%	1%	92%	2%
Golem	501	0%	94%	6%	0%
Lido	475	0%	25%	75%	0%
Gnosis	440	7%	24%	51%	17%

Crypto News

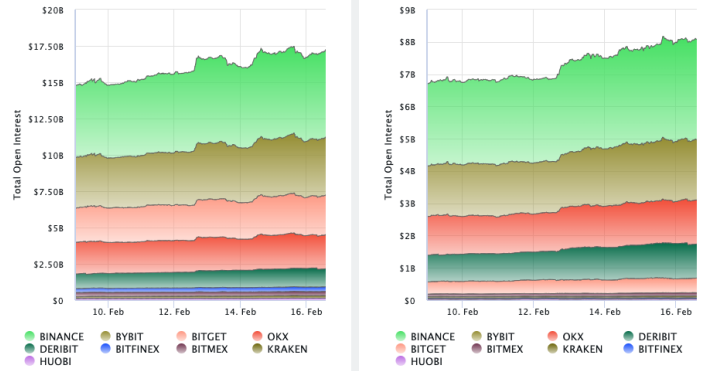
- [Coinbase share surge in premarket trade after posting first quarterly profit in two years - CNBC](#)
- [20% of Bitcoin hash rate could go offline after halving — Galaxy Digital - Cointelegraph](#)
- [Ethiopia to start mining Bitcoin through new data mining partnership - CryptoSlate](#)
- [Fed's Waller Says US Dollar to Withstand Threats From China, Crypto - Bloomberg](#)
- [MicroStrategy listing in the S&P 500 index could expose millions to Bitcoin - Cointelegraph](#)
- [Coin Metrics research shows BTC and ETH are immune from 51% attacks - Cointelegraph](#)
- [Another bitcoin ETF just joined the \\$1B assets club. Will it be the last? - Blockworks](#)
- [Bitcoin is just 25% below its record high — but 'layer-2' Stacks is even closer - Blockworks](#)
- [Pro-crypto lawyer considers Senate bid against Elizabeth Warren - Blockworks](#)

Crypto Futures

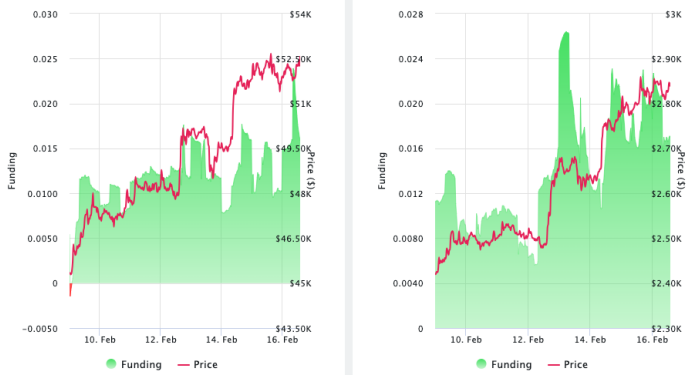
Futures Volume (BTC LHS ; ETH RHS), 1d



Futures Open Interest (BTC LHS ; ETH RHS)



OI Weighted Funding Rate (BTC LHS ; ETH RHS), 1d

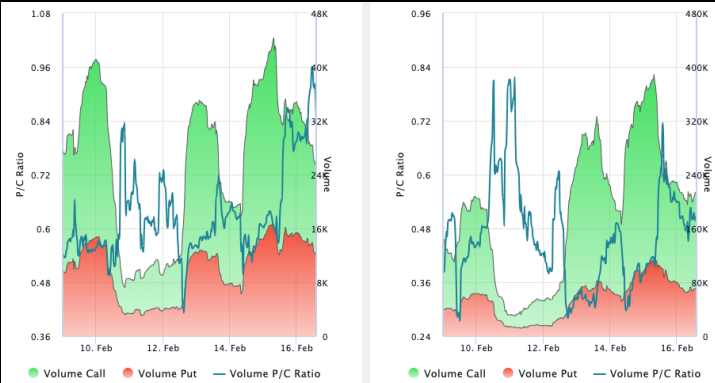


Liquidations (BTC LHS ; ETH RHS), 1d

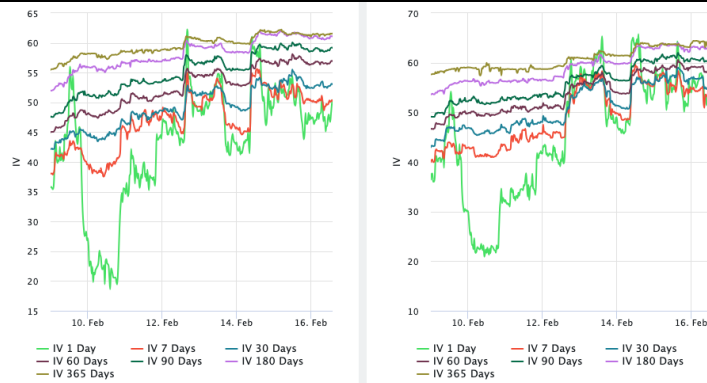


Crypto Options

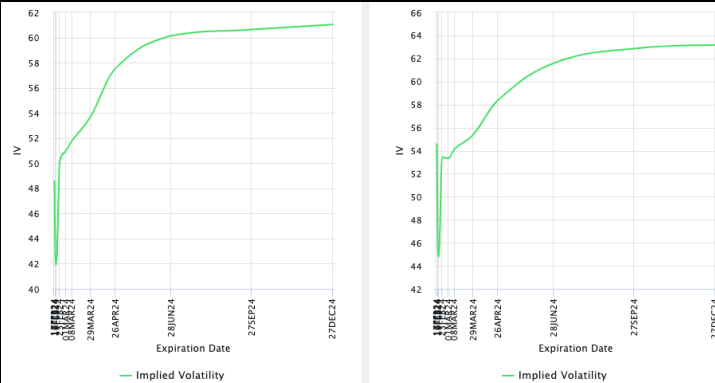
Options Volume & Put/Call Ratio (BTC LHS ; ETH RHS), 1d



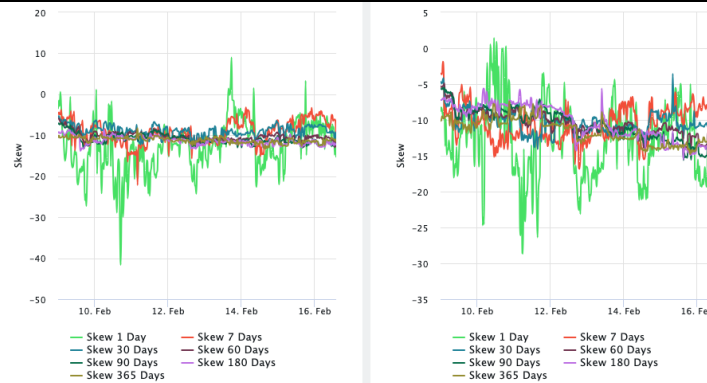
ATM Implied Volatility (BTC LHS ; ETH RHS)



ATM Implied Vol Term Structure (BTC LHS ; ETH RHS)



25 Delta Skew (BTC LHS ; ETH RHS)



About GSR

GSR has over a decade of extensive experience in the crypto market, serving as a trusted liquidity provider and active, multi-stage investor. Our suite of services includes OTC Trading, Derivatives, and Market Making. GSR is actively involved in every major sector of the digital asset ecosystem, working with token issuers, institutional investors, miners, and leading trading venues.

For more information or if we can help with anything, please see gsr.io or contact us at gsr@gsr.io.

Follow GSR for more content: [Twitter](#) [Telegram](#) [LinkedIn](#)

Authors

Brian Rudick, Senior Strategist [Twitter](#) [Telegram](#)

Required Disclosures

This material is provided by GSR (the "Firm") solely for informational purposes, is intended only for sophisticated, institutional investors and does not constitute an offer or commitment, a solicitation of an offer or commitment, or any advice or recommendation, to enter into or conclude any transaction (whether on the terms shown or otherwise), or to provide investment services in any state or country where such an offer or solicitation or provision would be illegal. The Firm is not and does not act as an advisor or fiduciary in providing this material. GSR is not authorised or regulated in the UK by the Financial Conduct Authority. The protections provided by the UK regulatory system will not be available to you. Specifically, information provided herein is intended for institutional persons only and is not suitable for retail persons in the United Kingdom, and no solicitation or recommendation is being made to you in regards to any products or services.

This material is not a research report, and not subject to any of the independence and disclosure standards applicable to research reports prepared pursuant to FINRA or CFTC research rules. This material is not independent of the Firm's proprietary interests, which may conflict with the interests of any counterparty of the Firm. The Firm trades instruments discussed in this material for its own account, may trade contrary to the views expressed in this material, and may have positions in other related instruments.

Information contained herein is based on sources considered to be reliable, but is not guaranteed to be accurate or complete. Any opinions or estimates expressed herein reflect a judgment made by the author(s) as of the date of publication, and are subject to change without notice. Trading and investing in digital assets involves significant risks including price volatility and illiquidity and may not be suitable for all investors. The Firm is not liable whatsoever for any direct or consequential loss arising from the use of this material. Copyright of this material belongs to GSR. Neither this material nor any copy thereof may be taken, reproduced or redistributed, directly or indirectly, without prior written permission of GSR

Notes & Sources

All options data is based on Deribit and derivatives graphics are from Laevidas. Market returns are based on price returns for the following ETFs: VOO, QQQ, EWU, EWG, EWJ, and EWH. Onchain volumes are not considered and thus certain token volumes may be understated (e.g., stETH).

CoinGecko	Santiment	DefiLlama	CoinMarketCap	Laevidas
L2Beat	Google Finance	TradingView	Deribit	WorldCoinIndex
Cryptorank	Investing.com	NFT Price Floor	CryptoSlate	