











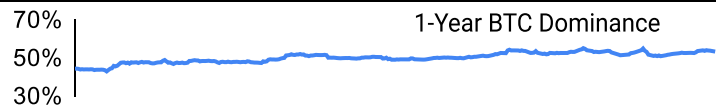
Crypto Leaderboard

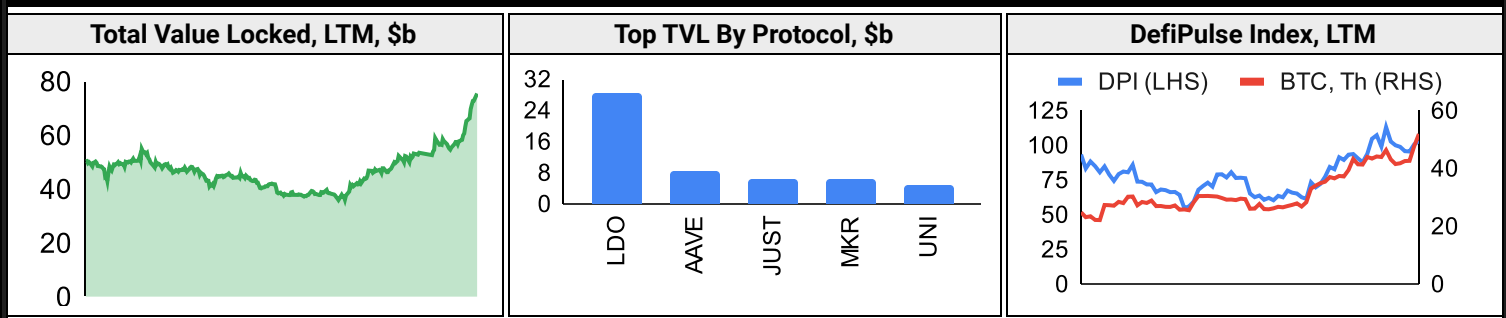
Rank	Name	Ticker	Price	24h	7d	30d	24h Vol \$m	MC \$m	1-Year Chart
1	Bitcoin	BTC	\$52,205	1%	4%	25%	19,487	1,024,893	
2	Ethereum	ETH	\$2,900	4%	9%	17%	14,084	348,517	
3	Tether	USDT	\$1.00	0%	0%	0%	38,081	97,647	
4	BNB	BNB	\$353	0%	8%	11%	1,104	54,297	
5	Solana	SOL	\$113	2%	1%	22%	1,925	50,016	
6	XRP Ledger	XRP	\$0.56	0%	5%	1%	829	30,456	
7	Lido stETH	STETH	\$2,898	4%	9%	18%	12	28,356	
8	USD Coin	USDC	\$1.00	0%	0%	0%	4,863	28,034	
9	Cardano	ADA	\$0.62	-1%	11%	21%	557	21,910	
10	Avalanche	AVAX	\$40.	0%	-3%	22%	511	14,707	

Top & Bottom Performers - Top 100 Tokens

24h		7 Days		30 Days		90 Days		365 Days	
WLD	38%	AR	55%	TAO	156%	SEI	544%	KAS	2144%
GRT	22%	BGB	55%	STX	85%	HNT	402%	INJ	801%
HBAR	15%	GRT	49%	IMX	72%	STX	368%	AKT	595%
AR	14%	VET	42%	BGB	70%	RON	306%	SOL	356%
BGB	-1%	TIA	-4%	DOGE	-2%	TUSD	-2%	EOS	-36%
DYM	-2%	XMR	-5%	QNT	-2%	XRP	-4%	BLUR	-36%
RON	-3%	BSV	-5%	ASTR	-3%	OKB	-7%	GALA	-41%
INJ	-3%	ASTR	-9%	XMR	-23%	XMR	-25%	APE	-69%

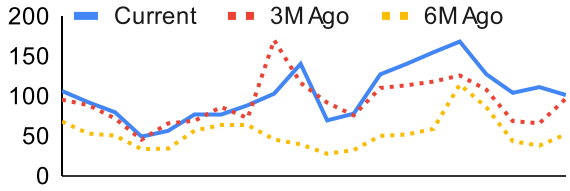
Category Performance

Category	7d	30d	90d	180d	365d	Ecosystem	7d	30d	90d	180d	365d
IoT/Data/Comp.	23%	32%	128%	216%	70%	Polkadot	12%	20%	51%	94%	6%
Gaming/Entertai	12%	17%	57%	120%	33%	Tron	13%	18%	40%	69%	50%
Scaling	9%	17%	113%	176%	17%	Avalanche	7%	17%	55%	97%	41%
Smart Contract	6%	14%	62%	119%	35%	Polygon	11%	16%	57%	110%	38%
Currency	3%	11%	35%	58%	44%	Cosmos	8%	15%	71%	149%	138%
DEX	6%	10%	38%	114%	35%	Ethereum	7%	13%	31%	74%	26%
Lending	5%	10%	27%	87%	43%	BSC	11%	12%	62%	124%	61%
Other DeFi	6%	7%	50%	103%	86%	Solana	10%	9%	53%	126%	85%
Privacy	8%	7%	17%	29%	-37%						
Meme	3%	1%	15%	35%	-37%						
CEXs	1%	-3%	3%	41%	2%						

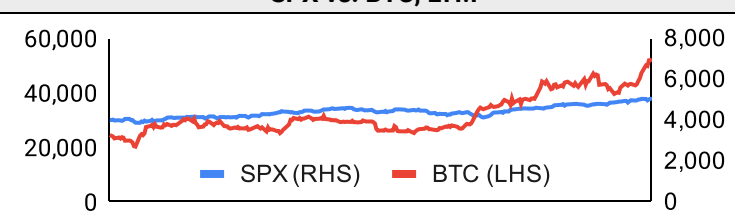
DeFi


Trading Volume

Aggregate Volumes by Product, \$b					Top Derivatives Exchanges, \$m and bps					Top Spot Exchanges, \$m		
Product	1d	7d	30d	O/I	Exchange	1d Vol	O/I	Mkr	Tkr	Exchange	Score	1d Vol
Spot	28	276	979	n/a	Binance	45,101	16,240	2.0	4.0	Binance	9.9	15,756
Perpetuals	188	1,720	6,510	264	Bybit	14,227	10,530	2.0	5.5	Coinbase	8.2	1,687
Futures	0	3	10	1	OKX	17,866	5,374	2.0	5.0	Bybit	7.8	2,658
Options	1	13	43	n/a	KuCoin	1,465	2,124	2.0	6.0	OKX	7.6	2,270

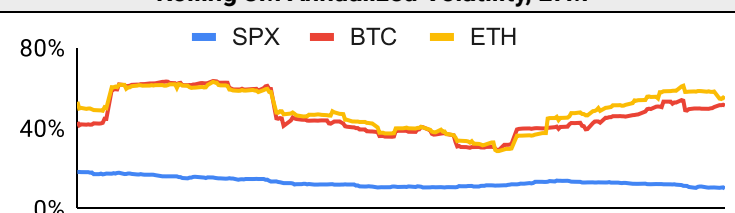
Daily Spot Volume, Top 100 Tokens Last 20d, \$b				Top Volume, 1d, \$m		Top Volume, %20d Avg		Low Volume, %20d Avg	
				USDT	43,506	GRT	573%	LINK	57%
				BTC	19,330	HBAR	378%	NEO	62%
				ETH	13,159	FET	338%	XMR	66%
				FDUSD	4,859	FIL	232%	SUI	67%
				USDC	4,763	AR	217%	STETH	69%

Traditional Finance

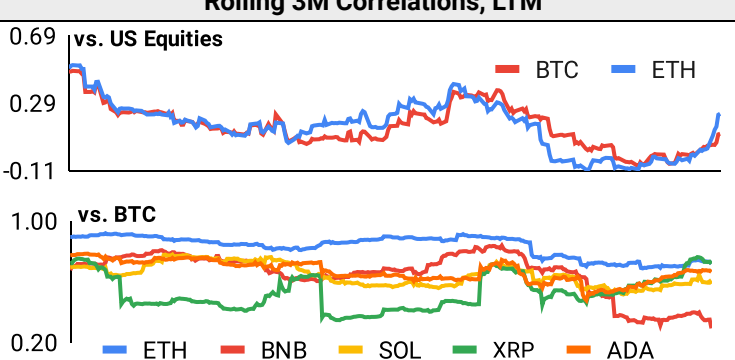
Global Equity Markets							SPX vs. BTC, LTM	
	US	USGrwth	UK	Germany	Japan	HK		
1D	-1%	-1%	1%	0%	0%	1%		
7D	0%	-1%	1%	1%	2%	2%		
90D	11%	12%	4%	5%	10%	-5%		
365D	24%	43%	4%	8%	21%	-20%		

10-Year Treasury Yields							Commodities & FX					
	US	Brazil	UK	Germany	Japan	HK		WTI	Gas	Gold	USD/EUR	USD/JPY
Last	4.31%	10.78%	4.15%	2.41%	0.72%	3.80%	Last	78.4	1.56	2,029	0.93	150.0
1d Chg	0.01	0.00	0.04	0.01	-0.01	-0.06	1d % Chg	-0.1%	-3.2%	0.2%	0.0%	-0.1%

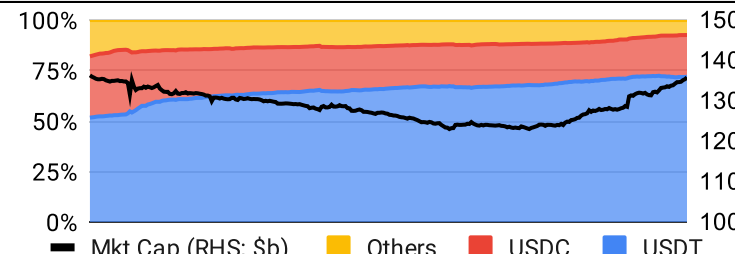
Volatility

Annualized Volatility							Rolling 3M Annualized Volatility, LTM			
	BTC	ETH	BNB	SOL	XRP	ADA				
30D	37%	45%	40%	63%	39%	57%				
90D	45%	52%	48%	93%	44%	87%				
180D	43%	48%	43%	96%	46%	69%				
365D	43%	47%	43%	87%	93%	68%				

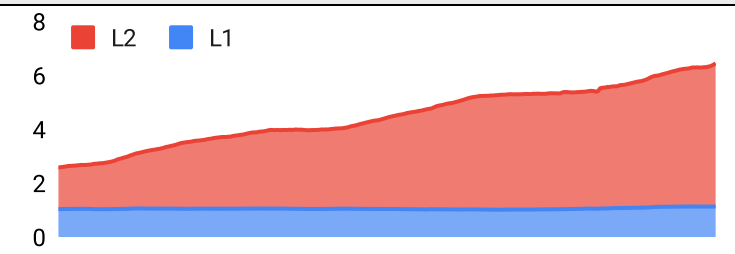
Correlations

Intra-Crypto Correlations, LTM							Rolling 3M Correlations, LTM				
	BTC	ETH	BNB	SOL	XRP	ADA					
BTC											
ETH	0.80										
BNB	0.58	0.58									
SOL	0.62	0.58	0.43								
XRP	0.39	0.46	0.34	0.41							
ADA	0.64	0.66	0.53	0.64	0.63						

Stablecoins

Stablecoin Market Size and Volume, \$m					Stablecoin Dominance (LHS) & Market Cap \$b (RHS), LTM	
Ticker	Price	1d Vol	20d Avg Vol	Market Cap		
USDT	1.00	43,506	42,098	97,697		
USDC	1.00	4,763	5,254	28,049		
DAI	1.00	109	140	5,347		
TUSD	0.98	93	88	1,257		
USDD	1.00	13	13	738		
FRAX	1.00	8	9	651		

Ethereum Mainnet & Layer 2s

Mainnet & Layer 2 Transactions (m/day) and L2 TVL (\$m)					Transactions (m/day), Rolling 90-Day Average, LTM	
Network	1d	30d Avg	TVL	Tech Type		
zkSync Era	1.6	1.3	601	ZKR		
Ethereum	1.1	1.1	-	Mainnet		
Arbitrum One	0.7	0.8	12,720	ORU		
Arbitrum Nova	2.5	0.6	38	Optimium		
Base	0.5	0.4	858	ORU		
OP Mainnet	0.4	0.3	7,470	ORU		
Mantle	0.3	0.2	656	Optimium		
ApeX	0.2	0.2	86	App-specific Validium		
Immutable X	0.2	0.2	303	App-specific Validium		
Linea	0.3	0.2	231	ZKR		

Layer 2 Token Performance & Market Cap (\$m)					
	MATIC	IMX	OP	ARB	MNT
30d Return	29%	74%	23%	15%	15%
Market Cap	9,290	4,510	3,740	2,630	2,500

NFTs and DAOs

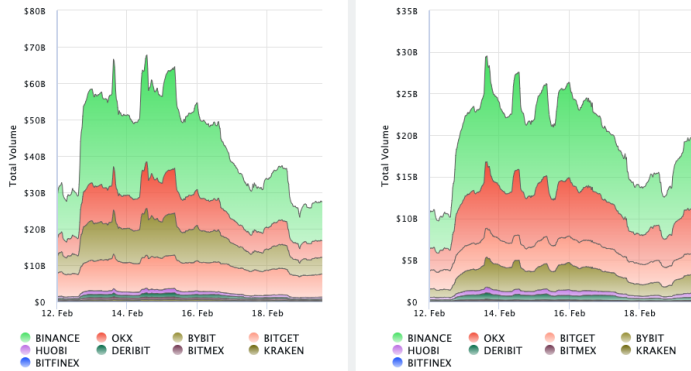
NFT Collection Stats (in ETH)						DAO Treasury Amount (\$m) and Composition					
Collection	Floor	Listings	3M Ret.	3M Vol	Market Cap	DAO	Treasury	Stables	BTC/ETH	Own Tokens	Other
CryptoPunks	56.5	973	2%	30,472	565,000	Arbitrum	7,136	0%	0%	100%	0%
Bored Ape	21.4	408	-19%	127,373	213,960	Optimism	3,097	0%	0%	100%	0%
Pudgy Penguins	20.2	410	274%	121,499	179,093	Uniswap	3,070	0%	0%	100%	0%
Autoglyphs	230.0	4	-10%	290	117,760	Mantle	2,563	3%	1%	88%	7%
Mutant Ape	3.9	1,009	-20%	117,593	76,584	ENS	1,680	0%	0%	93%	7%
Squiggle	6.7	267	-29%	2,373	66,860	Ethereum	897	0%	100%	0%	0%
Azuki	6.3	566	18%	115,814	62,710	Merit Circle	636	4%	1%	92%	2%
Fidenza	60.0	38	4%	2,207	59,940	Golem	513	0%	94%	6%	0%
The Captainz	4.6	94	12%	8,021	46,295	Gnosis	483	7%	22%	54%	17%
Lil Pudgys	2.1	974	406%	34,958	44,816	Lido	479	0%	25%	75%	0%

Crypto News

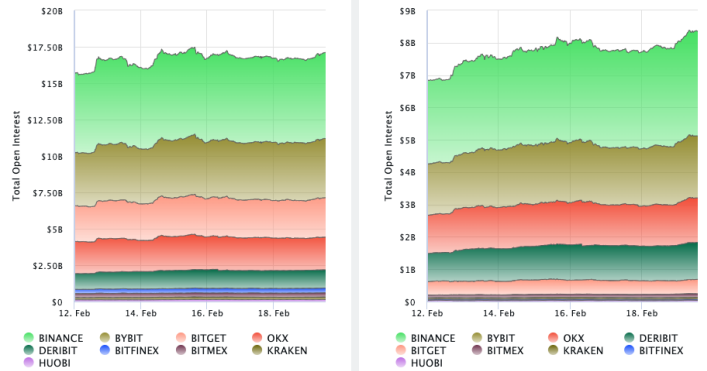
- [Bitcoin futures open interest reaches highest level since November 2021 - The Block](#)
- [Ether Hits 19-Month High Amid Restaking Boom - The Defiant - DeFi News](#)
- [South Korea's ruling party considers allowing spot bitcoin ETFs in election pledges: report - The Block](#)
- [AI Tokens Rally as OpenAI's Sora Brings Renewed Hope to the Sector - CoinDesk](#)
- [Coinbase share price hits highest point in nearly 2 years - Blockworks](#)
- [Pro-crypto lawyer considers Senate bid against Elizabeth Warren - Blockworks](#)
- [Worldcoin's Rocketing WLD Token Could Benefit Creditors of Three Arrows Capital, FTX - CoinDesk](#)
- [Japan Moves Closer to Allowing Venture Capital Firms to Hold Crypto Assets - CoinDesk](#)
- [Sui Overtakes Aptos, Cardano in Value Locked; Sees \\$310M Inflow in 30 Days - CoinDesk](#)

Crypto Futures

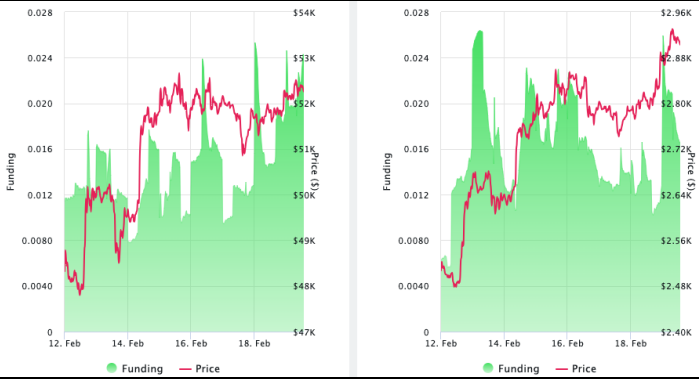
Futures Volume (BTC LHS ; ETH RHS), 1d



Futures Open Interest (BTC LHS ; ETH RHS)



OI Weighted Funding Rate (BTC LHS ; ETH RHS), 1d

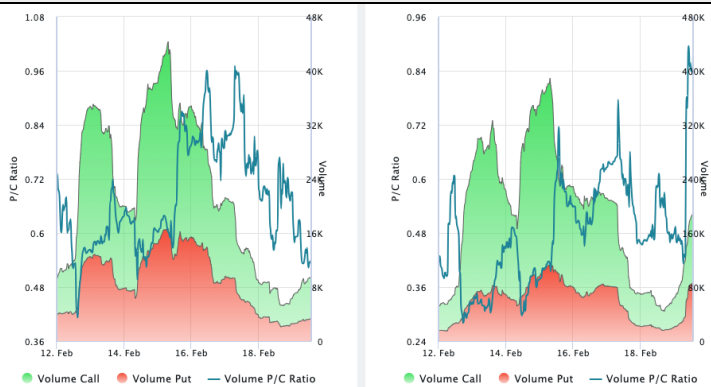


Liquidations (BTC LHS ; ETH RHS), 1d

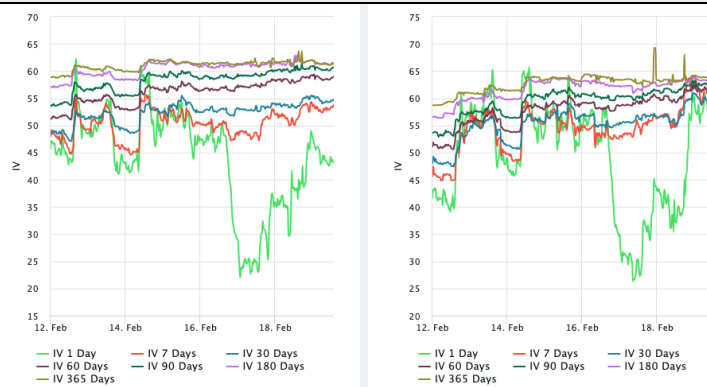


Crypto Options

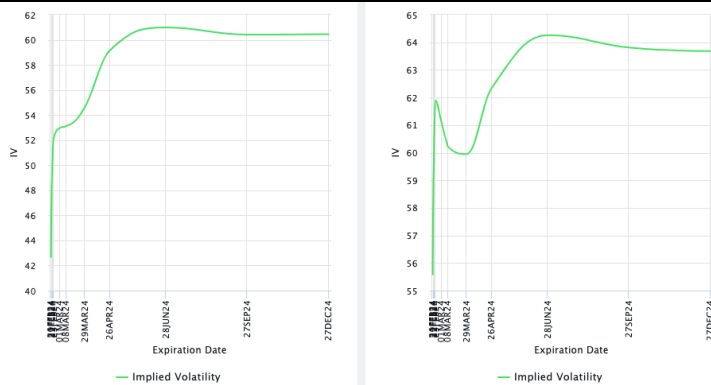
Options Volume & Put/Call Ratio (BTC LHS ; ETH RHS), 1d



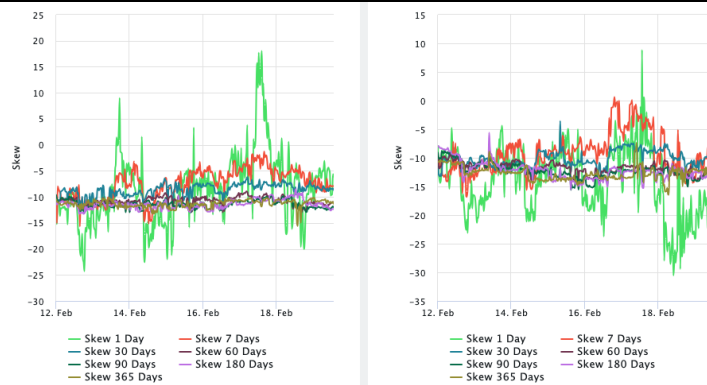
ATM Implied Volatility (BTC LHS ; ETH RHS)



ATM Implied Vol Term Structure (BTC LHS ; ETH RHS)



25 Delta Skew (BTC LHS ; ETH RHS)





February 19, 2024

About GSR

GSR has over a decade of extensive experience in the crypto market, serving as a trusted liquidity provider and active, multi-stage investor. Our suite of services includes OTC Trading, Derivatives, and Market Making. GSR is actively involved in every major sector of the digital asset ecosystem, working with token issuers, institutional investors, miners, and leading trading venues.

For more information or if we can help with anything, please see gsr.io or contact us at gsr@gsr.io.

Follow GSR for more content: [Twitter](#) [Telegram](#) [LinkedIn](#)

Authors

Brian Rudick, Senior Strategist [Twitter](#) [Telegram](#)

Required Disclosures

This material is provided by GSR (the "Firm") solely for informational purposes, is intended only for sophisticated, institutional investors and does not constitute an offer or commitment, a solicitation of an offer or commitment, or any advice or recommendation, to enter into or conclude any transaction (whether on the terms shown or otherwise), or to provide investment services in any state or country where such an offer or solicitation or provision would be illegal. The Firm is not and does not act as an advisor or fiduciary in providing this material. GSR is not authorised or regulated in the UK by the Financial Conduct Authority. The protections provided by the UK regulatory system will not be available to you. Specifically, information provided herein is intended for institutional persons only and is not suitable for retail persons in the United Kingdom, and no solicitation or recommendation is being made to you in regards to any products or services.

This material is not a research report, and not subject to any of the independence and disclosure standards applicable to research reports prepared pursuant to FINRA or CFTC research rules. This material is not independent of the Firm's proprietary interests, which may conflict with the interests of any counterparty of the Firm. The Firm trades instruments discussed in this material for its own account, may trade contrary to the views expressed in this material, and may have positions in other related instruments.

Information contained herein is based on sources considered to be reliable, but is not guaranteed to be accurate or complete. Any opinions or estimates expressed herein reflect a judgment made by the author(s) as of the date of publication, and are subject to change without notice. Trading and investing in digital assets involves significant risks including price volatility and illiquidity and may not be suitable for all investors. The Firm is not liable whatsoever for any direct or consequential loss arising from the use of this material. Copyright of this material belongs to GSR. Neither this material nor any copy thereof may be taken, reproduced or redistributed, directly or indirectly, without prior written permission of GSR

Notes & Sources

All options data is based on Deribit and derivatives graphics are from Laevidas. Market returns are based on price returns for the following ETFs: VOO, QQQ, EWU, EWG, EWJ, and EWH. Onchain volumes are not considered and thus certain token volumes may be understated (e.g., stETH).

CoinGecko	Santiment	DefiLlama	CoinMarketCap	Laevidas
L2Beat	Google Finance	TradingView	Deribit	WorldCoinIndex
Cryptorank	Investing.com	NFT Price Floor	CryptoSlate	