
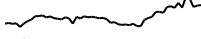










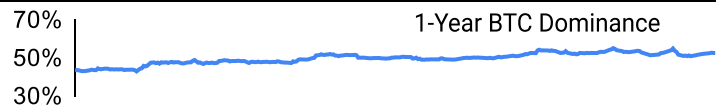
Crypto Leaderboard

Rank	Name	Ticker	Price	24h	7d	30d	24h Vol \$m	MC \$m	1-Year Chart
1	Bitcoin	BTC	\$42,931	0%	3%	0%	20,983	842,140	
2	Ethereum	ETH	\$2,302	0%	1%	4%	8,672	276,215	
3	Tether	USDT	\$1.00	0%	0%	0%	30,401	96,469	
4	BNB	BNB	\$302	0%	0%	-5%	490	46,513	
5	Solana	SOL	\$100	3%	8%	1%	2,780	43,403	
6	XRP Ledger	XRP	\$0.50	0%	-6%	-14%	882	27,293	
7	USD Coin	USDC	\$1.00	0%	0%	0%	5,150	26,963	
8	Lido stETH	STETH	\$2,302	0%	1%	4%	17	21,813	
9	Cardano	ADA	\$0.51	3%	5%	-8%	440	17,982	
10	Avalanche	AVAX	\$36.1	7%	12%	-2%	724	13,259	

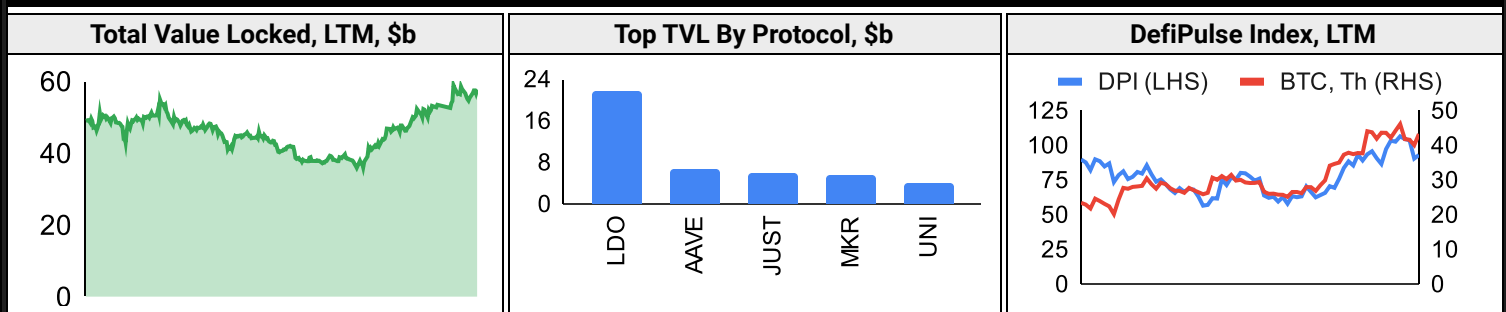
Top & Bottom Performers - Top 100 Tokens

24h		7 Days		30 Days		90 Days		365 Days	
IMX	14%	RON	35%	SUI	73%	TIA	622%	KAS	1642%
PYTH	14%	LINK	30%	RON	71%	RON	463%	INJ	851%
RON	11%	TAO	22%	TAO	66%	SEI	453%	STX	440%
LINK	11%	IMX	19%	TIA	44%	TAO	337%	SOL	312%
MANTA	-7%	CFX	-8%	ALGO	-21%	AAVE	-6%	FLR	-43%
TAO	-7%	LDO	-8%	HBAR	-22%	TON	-8%	MANA	-44%
SATS	-9%	MNT	-10%	NEAR	-23%	XLM	-12%	APT	-46%
JUP	-21%	OKB	-11%	BTT	-28%	XRP	-19%	APE	-76%

Category Performance

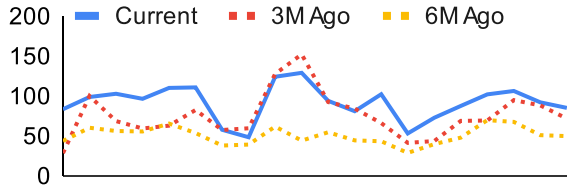
Category	7d	30d	90d	180d	365d	Ecosystem	7d	30d	90d	180d	365d
IoT/Data/Comp.	6%	4%	76%	94%	46%	Avalanche	1%	4%	43%	45%	33%
Other DeFi	-7%	3%	41%	66%	90%	Ethereum	0%	-1%	18%	31%	22%
Currency	-2%	-6%	12%	20%	28%	Tron	1%	-1%	6%	37%	37%
Lending	-3%	-7%	14%	36%	25%	Polygon	1%	-3%	27%	50%	31%
Smart Contract	1%	-8%	48%	67%	25%	Cosmos	0%	-7%	68%	134%	129%
CEXs	-4%	-8%	31%	27%	0%	Polkadot	0%	-12%	25%	38%	-1%
Privacy	-1%	-9%	2%	-2%	-40%	BSC	-2%	-12%	38%	73%	60%
Meme	-2%	-9%	-2%	4%	-24%	Solana	-4%	-15%	50%	95%	92%
Gaming/Entertai	-3%	-10%	33%	59%	-9%						
DEX	-1%	-11%	40%	75%	30%						
Scaling	-3%	-11%	88%	90%	12%						

DeFi

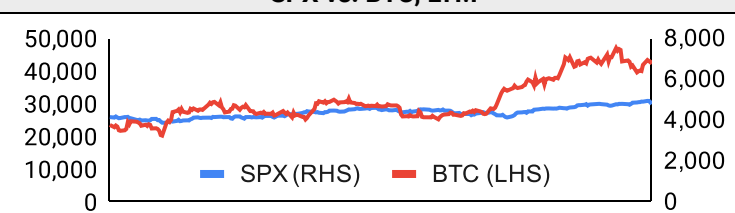


Trading Volume

Aggregate Volumes by Product, \$b					Top Derivatives Exchanges, \$m and bps					Top Spot Exchanges, \$m		
Product	1d	7d	30d	O/I	Exchange	1d Vol	O/I	Mkr	Tkr	Exchange	Score	1d Vol
Spot	24	177	999	n/a	Binance	33,818	12,036	2.0	4.0	Binance	9.9	11,627
Perpetuals	163	1,320	6,500	168	Bybit	11,964	7,731	2.0	5.5	Coinbase	8.4	1,655
Futures	0	2	15	1	OKX	13,881	4,213	2.0	5.0	Kraken	8.2	920
Options	1	6	44	n/a	Bitget	9,414	3,078	2.0	6.0	KuCoin	7.5	725

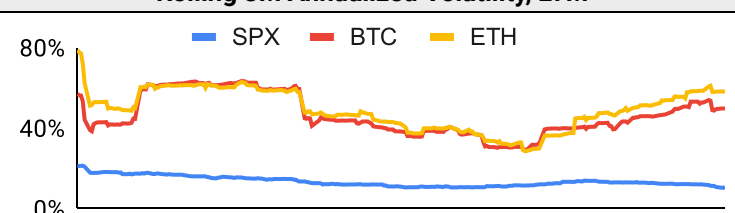
Daily Spot Volume, Top 100 Tokens Last 20d, \$b				Top Volume, 1d, \$m		Top Volume, %20d Avg		Low Volume, %20d Avg	
				USDT	34,566	LINK	250%	BLUR	38%
				BTC	20,056	IMX	216%	TUSD	41%
				ETH	7,890	BGB	213%	KAVA	48%
				USDC	5,002	RON	190%	CHZ	49%
				FDUSD	4,439	RETH	172%	ASTR	52%

Traditional Finance

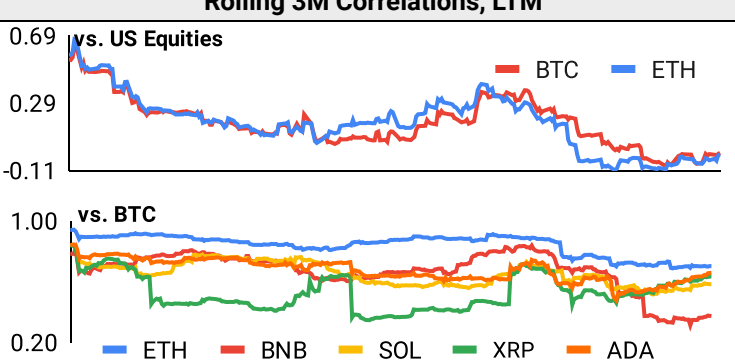
Global Equity Markets							SPX vs. BTC, LTM				
	US	USGrwth	UK	Germany	Japan	HK					
1D	1%	1%	1%	1%	1%	1%					
7D	0%	-1%	2%	1%	2%	-2%					
90D	13%	15%	7%	13%	9%	-7%					
365D	21%	41%	5%	6%	16%	-26%					

10-Year Treasury Yields							Commodities & FX					
	US	Brazil	UK	Germany	Japan	HK	Last	WTI	Gas	Gold	USD/EUR	USD/JPY
Last	4.01%	10.52%	3.92%	2.22%	0.66%	3.41%	Last	72.4	2.07	2,050	0.93	148.1
1d Chg	0.15	-0.03	0.04	-0.02	0.00	-0.06	1d % Chg	-1.9%	1.1%	-1.0%	0.7%	1.1%

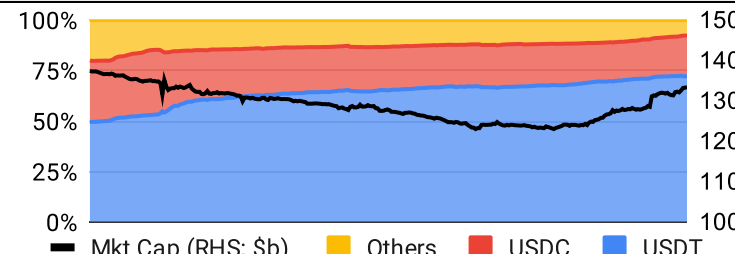
Volatility

Annualized Volatility							Rolling 3M Annualized Volatility, LTM				
	BTC	ETH	BNB	SOL	XRP	ADA					
30D	51%	57%	42%	88%	47%	81%					
90D	48%	57%	54%	116%	53%	89%					
180D	43%	47%	43%	97%	50%	69%					
365D	44%	47%	44%	89%	93%	69%					

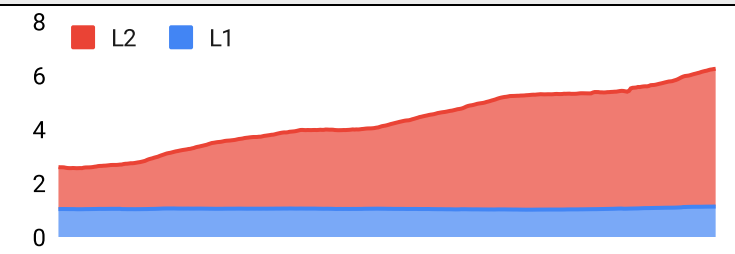
Correlations

Intra-Crypto Correlations, LTM							Rolling 3M Correlations, LTM				
	BTC	ETH	BNB	SOL	XRP	ADA					
BTC											
ETH	0.81										
BNB	0.60	0.60									
SOL	0.63	0.60	0.47								
XRP	0.40	0.47	0.34	0.42							
ADA	0.66	0.68	0.55	0.65	0.63						

Stablecoins

Stablecoin Market Size and Volume, \$m					Stablecoin Dominance (LHS) & Market Cap \$b (RHS), LTM	
Ticker	Price	1d Vol	20d Avg Vol	Market Cap		
USDT	1.00	34,566	37,928	96,189		
USDC	1.00	5,002	5,073	26,876		
DAI	1.00	124	188	5,347		
TUSD	0.99	70	169	1,469		
USDD	0.99	15	13	720		
FRAX	1.00	6	10	648		

Ethereum Mainnet & Layer 2s

Mainnet & Layer 2 Transactions (m/day) and L2 TVL (\$m)					Transactions (m/day), Rolling 90-Day Average, LTM	
Network	1d	30d Avg	TVL	Tech Type		
zkSync Era	1.3	1.4	482	ZKR		
Ethereum	1.1	1.2	-	Mainnet		
Arbitrum One	0.7	0.9	10,670	ORU		
Mantle	0.2	0.5	302	Optimium		
OP Mainnet	0.4	0.4	5,260	ORU		
Arbitrum Nova	0.4	0.3	30	Optimium		
Base	0.3	0.3	730	ORU		
Linea	0.1	0.2	174	ZKR		
Immutable X	0.2	0.2	208	App-specific Validium		
dYdX v3	0.1	0.2	278	App-specific ZKR		

Layer 2 Token Performance & Market Cap (\$m)					
	MATIC	IMX	OP	ARB	MNT
30d Return	-5%	9%	-13%	-2%	-4%
Market Cap	7,450	3,060	2,840	2,270	1,870

NFTs and DAOs

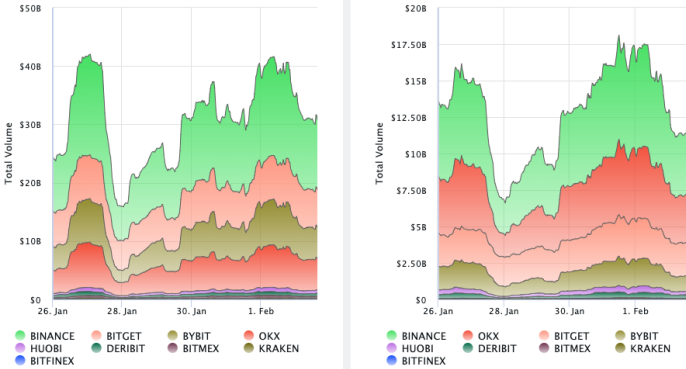
NFT Collection Stats (in ETH)						DAO Treasury Amount (\$m) and Composition					
Collection	Floor	Listings	3M Ret.	3M Vol	Market Cap	DAO	Treasury	Stables	BTC/ETH	Own Tokens	Other
CryptoPunks	61.0	944	30%	41,220	609,500	Arbitrum	6,215	0%	0%	100%	0%
Bored Ape	24.3	397	-12%	151,980	243,000	Uniswap	2,495	0%	0%	100%	0%
Pudgy Penguins	15.7	378	224%	105,958	139,542	Optimism	2,471	0%	0%	100%	0%
Autoglyphs	250.0	5	47%	290	128,000	Mantle	2,246	5%	5%	77%	13%
Mutant Ape	4.2	867	-20%	116,453	82,742	ENS	1,324	0%	0%	92%	8%
Squiggle	7.6	244	-10%	2,663	75,854	Ethereum	721	0%	100%	0%	0%
Fidenza	69.0	42	30%	2,698	68,931	Golem	414	0%	93%	7%	0%
Azuki	6.4	601	27%	112,215	64,100	Lido	410	1%	23%	76%	0%
The Captainz	4.4	104	14%	14,293	43,996	Gnosis	360	9%	26%	47%	18%
Mocaverse	4.4	100	266%	4,702	38,663	Maker	247	21%	0%	79%	0%

Crypto News

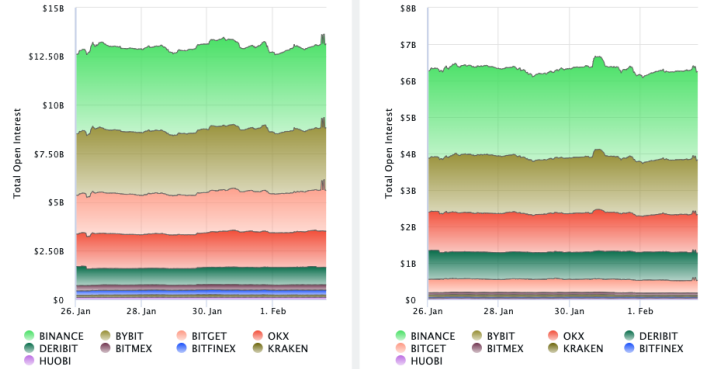
- [U.S. Added 353K Jobs in January, Blowing Past Estimates - CoinDesk](#)
- [Bitcoin Steady at \\$43K as Tumbling U.S. Regional Bank Stocks Reignite Worries - CoinDesk](#)
- [Valkyrie adds BitGo as custodian for its spot bitcoin ETF - The Block](#)
- [Germany Banking Giant DZ to Pilot Crypto Trading This Year: Bloomberg - CoinDesk](#)
- [Meta's Reality Labs reports revenue of \\$1B, losses of \\$4.6B - Blockworks](#)
- [CoinShares shares ETH staking yield with ETP clients - Blockworks](#)
- [Ethereum devs consider 'existential' upgrade to the EVM - Blockworks](#)
- [Bankrupt lender Genesis settles with SEC - Blockworks](#)
- [US Department of Energy demands consumption stats from bitcoin miners - Blockworks](#)

Crypto Futures

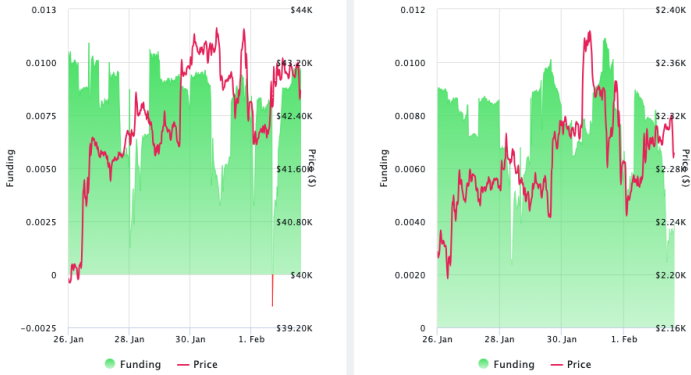
Futures Volume (BTC LHS ; ETH RHS), 1d



Futures Open Interest (BTC LHS ; ETH RHS)



OI Weighted Funding Rate (BTC LHS ; ETH RHS), 1d

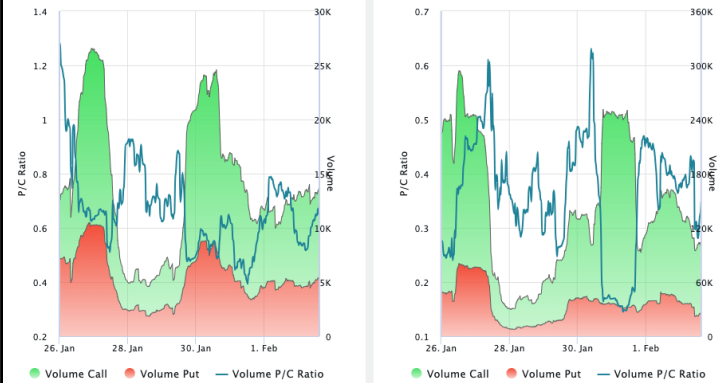


Liquidations (BTC LHS ; ETH RHS), 1d

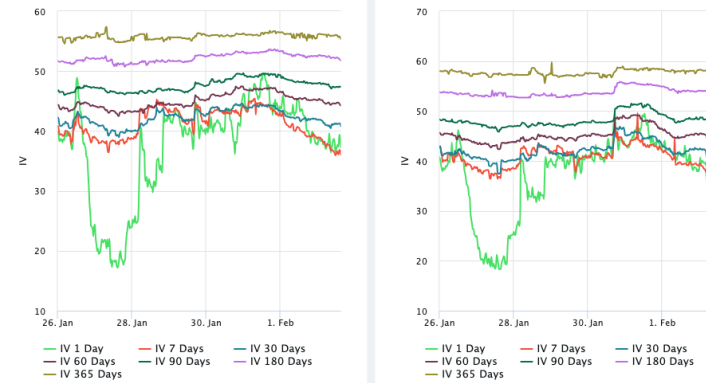


Crypto Options

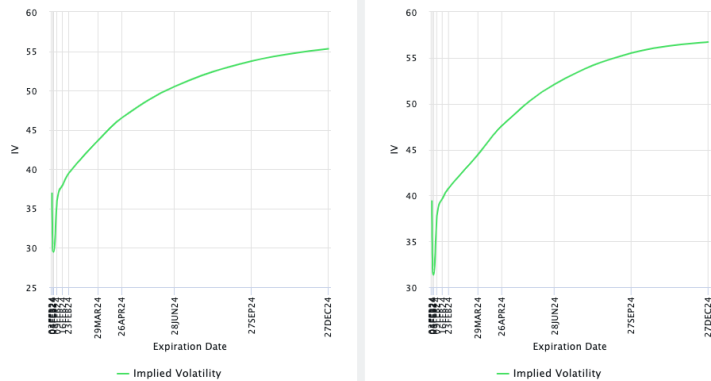
Options Volume & Put/Call Ratio (BTC LHS ; ETH RHS), 1d



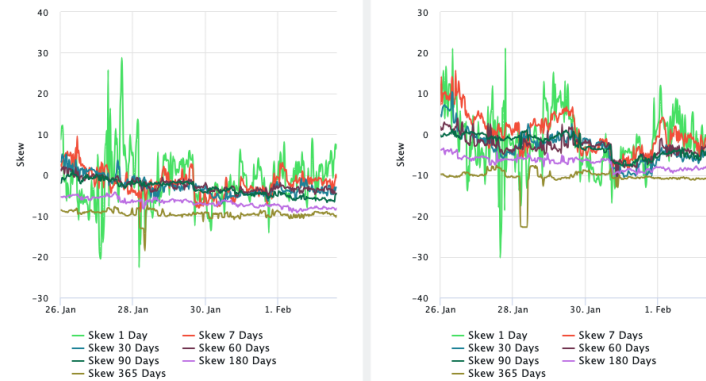
ATM Implied Volatility (BTC LHS ; ETH RHS)



ATM Implied Vol Term Structure (BTC LHS ; ETH RHS)



25 Delta Skew (BTC LHS ; ETH RHS)



About GSR

GSR has over a decade of extensive experience in the crypto market, serving as a trusted liquidity provider and active, multi-stage investor. Our suite of services includes OTC Trading, Derivatives, and Market Making. GSR is actively involved in every major sector of the digital asset ecosystem, working with token issuers, institutional investors, miners, and leading trading venues.

For more information or if we can help with anything, please see gsr.io or contact us at gsr@gsr.io.

Follow GSR for more content: [Twitter](#) [Telegram](#) [LinkedIn](#)

Authors

Matt Kunke, Research Analyst [Twitter](#) [Telegram](#) [LinkedIn](#)
Brian Rudick, Senior Strategist [Twitter](#) [Telegram](#) [LinkedIn](#)

Required Disclosures

This material is provided by GSR (the "Firm") solely for informational purposes, is intended only for sophisticated, institutional investors and does not constitute an offer or commitment, a solicitation of an offer or commitment, or any advice or recommendation, to enter into or conclude any transaction (whether on the terms shown or otherwise), or to provide investment services in any state or country where such an offer or solicitation or provision would be illegal. The Firm is not and does not act as an advisor or fiduciary in providing this material. GSR is not authorised or regulated in the UK by the Financial Conduct Authority. The protections provided by the UK regulatory system will not be available to you. Specifically, information provided herein is intended for institutional persons only and is not suitable for retail persons in the United Kingdom, and no solicitation or recommendation is being made to you in regards to any products or services.

This material is not a research report, and not subject to any of the independence and disclosure standards applicable to research reports prepared pursuant to FINRA or CFTC research rules. This material is not independent of the Firm's proprietary interests, which may conflict with the interests of any counterparty of the Firm. The Firm trades instruments discussed in this material for its own account, may trade contrary to the views expressed in this material, and may have positions in other related instruments.

Information contained herein is based on sources considered to be reliable, but is not guaranteed to be accurate or complete. Any opinions or estimates expressed herein reflect a judgment made by the author(s) as of the date of publication, and are subject to change without notice. Trading and investing in digital assets involves significant risks including price volatility and illiquidity and may not be suitable for all investors. The Firm is not liable whatsoever for any direct or consequential loss arising from the use of this material. Copyright of this material belongs to GSR. Neither this material nor any copy thereof may be taken, reproduced or redistributed, directly or indirectly, without prior written permission of GSR

Notes & Sources

All options data is based on Deribit and derivatives graphics are from Laevidas. Market returns are based on price returns for the following ETFs: VOO, QQQ, EWU, EWG, EWJ, and EWH. Onchain volumes are not considered and thus certain token volumes may be understated (e.g., stETH).

CoinGecko	Santiment	DefiLlama	CoinMarketCap	Laevidas
L2Beat	Google Finance	TradingView	Deribit	WorldCoinIndex
Cryptorank	Investing.com	NFT Price Floor	CryptoSlate	