











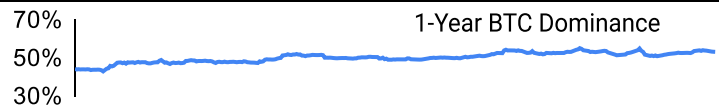
Crypto Leaderboard

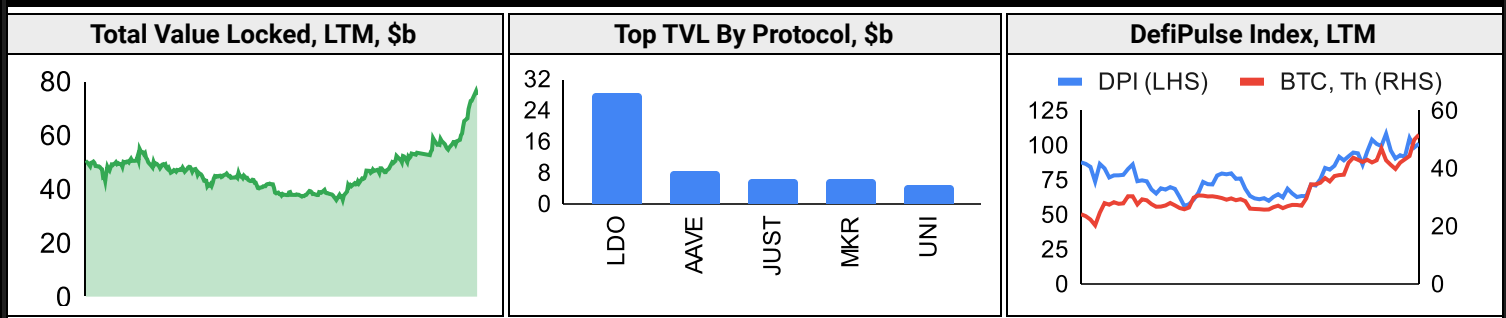
Rank	Name	Ticker	Price	24h	7d	30d	24h Vol \$m	MC \$m	1-Year Chart
1	Bitcoin	BTC	\$51,097	-1%	-1%	29%	31,338	1,003,228	
2	Ethereum	ETH	\$2,908	0%	5%	26%	21,755	349,327	
3	Tether	USDT	\$1.00	0%	0%	0%	52,285	97,599	
4	BNB	BNB	\$369	5%	11%	21%	2,161	56,678	
5	Solana	SOL	\$104	-3%	-11%	24%	2,641	45,568	
6	XRP Ledger	XRP	\$0.54	-3%	0%	3%	1,428	29,494	
7	Lido stETH	STETH	\$2,908	0%	5%	26%	30	28,480	
8	USD Coin	USDC	\$1.00	0%	0%	0%	8,004	27,965	
9	Cardano	ADA	\$0.59	-3%	2%	23%	612	20,700	
10	Avalanche	AVAX	\$36.6	-3%	-13%	24%	562	13,494	

Top & Bottom Performers - Top 100 Tokens

24h		7 Days		30 Days		90 Days		365 Days	
SC	12%	SC	63%	TAO	130%	SEI	327%	KAS	2316%
FET	7%	FET	46%	STX	102%	STX	326%	INJ	782%
BNB	5%	AR	42%	IMX	84%	HNT	286%	AKT	605%
LEO	4%	GRT	33%	FET	78%	RON	272%	SOL	317%
RON	-7%	SOL	-11%	QNT	-3%	OKB	-12%	SAND	-38%
MNT	-7%	ARB	-13%	OKB	-3%	XRP	-13%	EOS	-38%
OP	-8%	AVAX	-13%	ASTR	-3%	STRK	-13%	GALA	-42%
STRK	-24%	MINA	-15%	XMR	-20%	XMR	-28%	APE	-70%

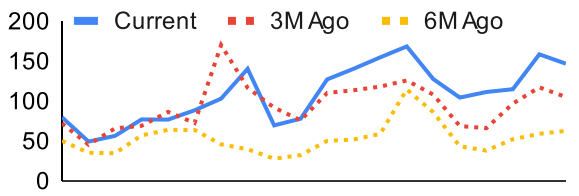
Category Performance

Category	7d	30d	90d	180d	365d	Ecosystem	7d	30d	90d	180d	365d
IoT/Data/Comp.	13%	38%	104%	214%	63%	Tron	12%	28%	36%	76%	49%
Gaming/Entertai	4%	20%	39%	120%	23%	Polkadot	3%	22%	36%	87%	-3%
Smart Contract	-1%	16%	42%	110%	26%	Cosmos	3%	21%	55%	150%	133%
Scaling	-2%	15%	86%	164%	13%	Polygon	3%	19%	38%	105%	29%
DEX	-3%	10%	14%	105%	23%	Avalanche	-1%	14%	32%	102%	28%
Currency	-2%	10%	23%	49%	34%	BSC	3%	13%	44%	114%	51%
Privacy	4%	9%	8%	26%	-39%	Ethereum	-1%	13%	11%	70%	19%
Lending	-3%	8%	8%	73%	31%	Solana	-1%	11%	30%	120%	77%
Meme	-4%	6%	3%	32%	-34%						
Other DeFi	-4%	4%	29%	95%	77%						
CEXs	0%	-3%	-4%	43%	-2%						

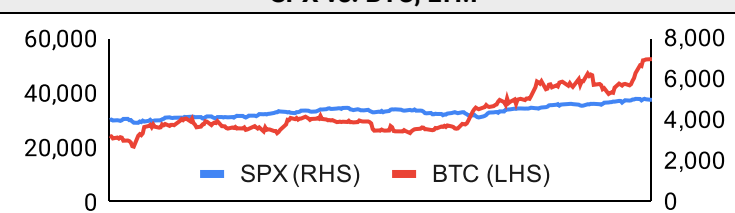
DeFi


Trading Volume

Aggregate Volumes by Product, \$b					Top Derivatives Exchanges, \$m and bps					Top Spot Exchanges, \$m		
Product	1d	7d	30d	O/I	Exchange	1d Vol	O/I	Mkr	Tkr	Exchange	Score	1d Vol
Spot	44	275	958	n/a	Binance	66,163	15,624	2.0	4.0	Binance	9.9	21,574
Perpetuals	244	1,700	6,470	273	Bybit	22,182	9,958	2.0	5.5	Coinbase	8.2	2,851
Futures	1	3	10	1	OKX	26,013	5,243	2.0	5.0	Bybit	7.8	4,567
Options	2	10	44	n/a	KuCoin	2,228	2,045	2.0	6.0	OKX	7.6	3,473

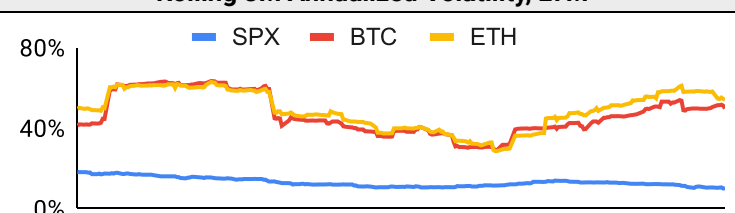
Daily Spot Volume, Top 100 Tokens Last 20d, \$b				Top Volume, 1d, \$m		Top Volume, %20d Avg		Low Volume, %20d Avg	
				USDT	61,629	SC	342%	STRK	40%
				BTC	30,646	FET	297%	XMR	59%
				ETH	19,632	HBAR	280%	VET	70%
				FDUSD	7,746	FIL	268%	FLR	72%
				USDC	7,416	CHZ	205%	LINK	76%

Traditional Finance

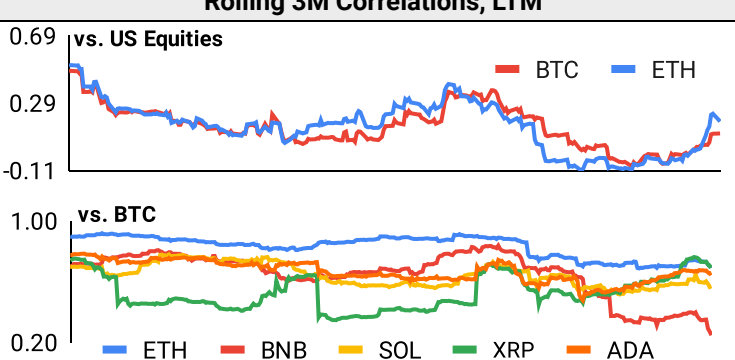
Global Equity Markets							SPX vs. BTC, LTM	
	US	USGrwth	UK	Germany	Japan	HK		
1D	-1%	-1%	1%	0%	0%	-1%		
7D	1%	0%	4%	3%	2%	2%		
90D	10%	10%	5%	6%	10%	-6%		
365D	24%	43%	4%	8%	22%	-19%		

10-Year Treasury Yields							Commodities & FX					
	US	Brazil	UK	Germany	Japan	HK	Last	WTI	Gas	Gold	USD/EUR	USD/JPY
Last	4.29%	10.73%	4.13%	2.43%	0.71%	3.76%	Last	77.5	1.76	2,036	0.93	150.3
1d Chg	0.01	0.00	0.09	0.06	-0.01	-0.06	1d % Chg	0.6%	11.4%	-0.2%	0.0%	0.2%

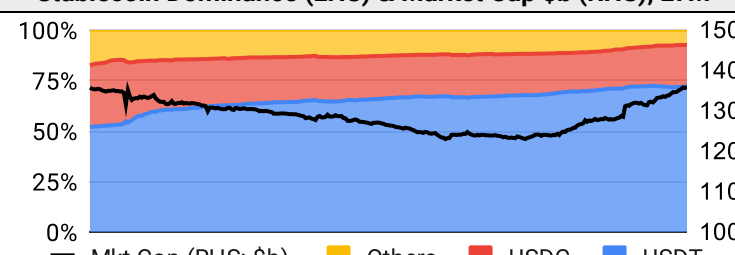
Volatility

Annualized Volatility							Rolling 3M Annualized Volatility, LTM			
	BTC	ETH	BNB	SOL	XRP	ADA				
30D	33%	41%	39%	58%	39%	57%				
90D	44%	51%	48%	91%	44%	87%				
180D	43%	48%	44%	97%	46%	69%				
365D	43%	47%	43%	87%	93%	68%				

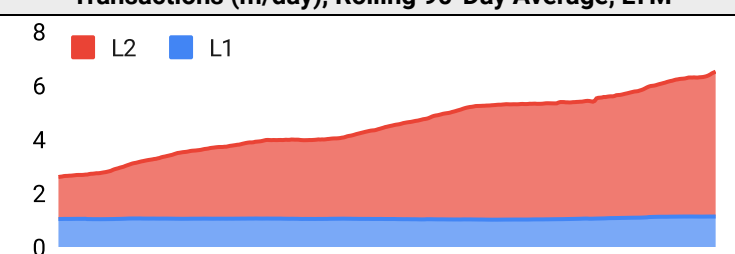
Correlations

Intra-Crypto Correlations, LTM							Rolling 3M Correlations, LTM				
	BTC	ETH	BNB	SOL	XRP	ADA					
BTC											
ETH	0.80										
BNB	0.57	0.57									
SOL	0.62	0.57	0.42								
XRP	0.39	0.46	0.33	0.41							
ADA	0.64	0.66	0.52	0.64	0.63						

Stablecoins

Stablecoin Market Size and Volume, \$m					Stablecoin Dominance (LHS) & Market Cap \$b (RHS), LTM	
Ticker	Price	1d Vol	20d Avg Vol	Market Cap		
USDT	1.00	61,629	44,882	97,806		
USDC	1.00	7,416	5,399	28,019		
DAI	1.00	172	143	5,348		
TUSD	0.98	101	92	1,257		
USDD	1.00	15	13	738		
FRAX	1.00	8	9	648		

Ethereum Mainnet & Layer 2s

Mainnet & Layer 2 Transactions (m/day) and L2 TVL (\$m)					Transactions (m/day), Rolling 90-Day Average, LTM	
Network	1d	30d Avg	TVL	Tech Type		
zkSync Era	1.4	1.3	605	ZKR		
Ethereum	1.1	1.1	-	Mainnet		
Arbitrum One	0.9	0.8	12,400	ORU		
Arbitrum Nova	0.5	0.7	38	Optimium		
Base	0.4	0.4	834	ORU		
OP Mainnet	0.4	0.3	6,940	ORU		
Mantle	0.2	0.2	645	Optimium		
ApeX	0.3	0.2	86	App-specific Validium		
Immutable X	0.2	0.2	303	App-specific Validium		
Linea	0.3	0.2	237	ZKR		

Layer 2 Token Performance & Market Cap (\$m)					
	MATIC	IMX	OP	ARB	MNT
30d Return	26%	82%	23%	10%	5%
Market Cap	8,790	4,500	3,510	2,370	2,280

NFTs and DAOs

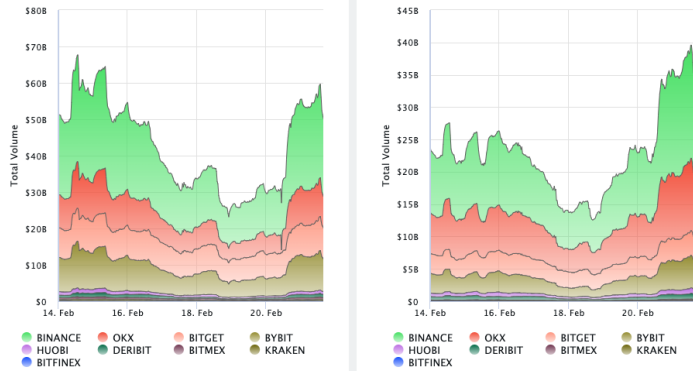
NFT Collection Stats (in ETH)						DAO Treasury Amount (\$m) and Composition					
Collection	Floor	Listings	3M Ret.	3M Vol	Market Cap	DAO	Treasury	Stables	BTC/ETH	Own Tokens	Other
CryptoPunks	56.0	968	0%	30,953	559,900	Arbitrum	6,503	0%	0%	100%	0%
Bored Ape	21.9	394	-20%	126,973	219,290	Optimism	3,023	0%	0%	100%	0%
Pudgy Penguins	20.3	427	252%	124,054	180,009	Uniswap	2,929	0%	0%	100%	0%
Autoglyphs	230.0	4	-10%	290	117,760	Mantle	2,384	4%	1%	87%	8%
Mutant Ape	3.9	1,104	-25%	117,607	75,861	ENS	1,655	0%	0%	93%	7%
Squiggle	6.5	259	-28%	2,369	64,461	Ethereum	906	0%	100%	0%	0%
Azuki	6.2	569	13%	115,866	61,980	Merit Circle	611	5%	1%	92%	2%
Fidenza	60.0	41	4%	2,207	59,940	Golem	533	0%	90%	10%	0%
The Captainz	4.5	96	13%	7,747	45,395	Gnosis	531	6%	21%	50%	24%
Lil Pudgys	2.1	961	375%	35,695	44,961	Lido	454	0%	26%	73%	0%

Crypto News

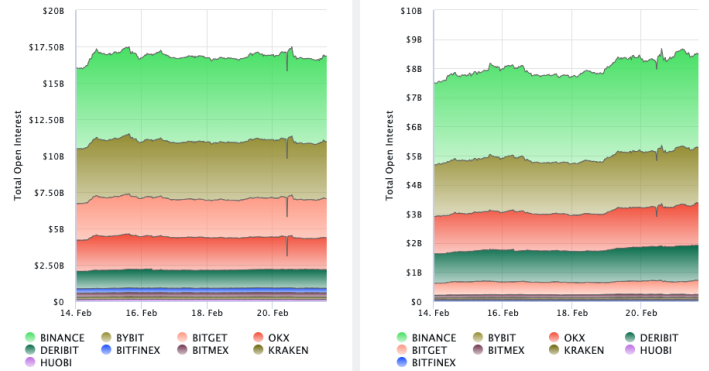
- [Michael Saylor Isn't Selling: 'Bitcoin Is the Exit Strategy' - Decrypt](#)
- [Bitcoin ETFs attract more than \\$5 billion in net inflows since market debut - CryptoSlate](#)
- [U.S. Bans Crypto Addresses Tied to LockBit Ransomware Group From Financial System - CoinDesk](#)
- [Starknet's STRK Drops 53% Amid Token Issuance Criticism - CoinDesk](#)
- [Ethereum Taps \\$3000 Barrier Amid ETF Speculation and Upcoming Dencun Upgrade - Market Updates Bitcoin News - Bitcoin.com News](#)
- [Starknet moves to address critics of STRK token airdrop - Blockworks](#)
- [OFAC sanctions 10 wallets linked to LockBit takedown - Blockworks](#)
- [UK minister eyes stablecoin, staking legislation in next 6 months: Report - Blockworks](#)
- [MetaMask monthly active users nears all-time high - over 30 million - Blockworks](#)

Crypto Futures

Futures Volume (BTC LHS ; ETH RHS), 1d



Futures Open Interest (BTC LHS ; ETH RHS)



OI Weighted Funding Rate (BTC LHS ; ETH RHS), 1d

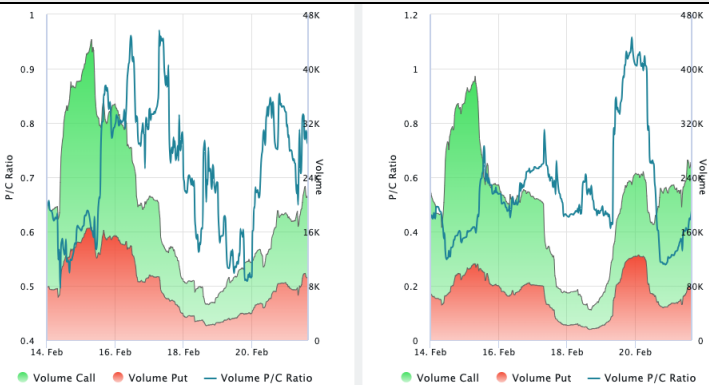


Liquidations (BTC LHS ; ETH RHS), 1d

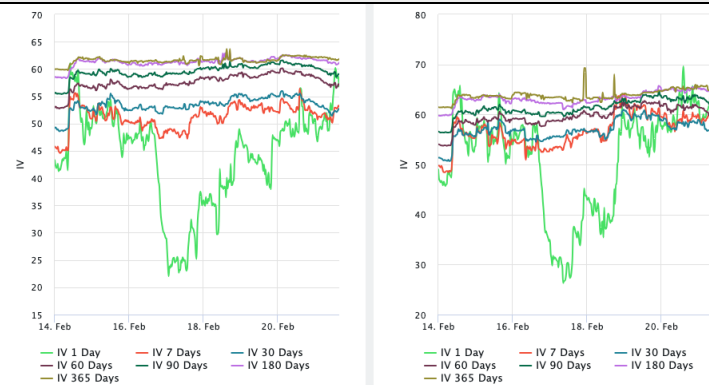


Crypto Options

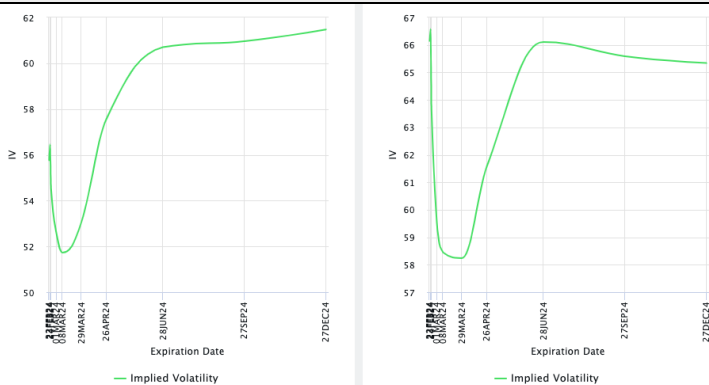
Options Volume & Put/Call Ratio (BTC LHS ; ETH RHS), 1d



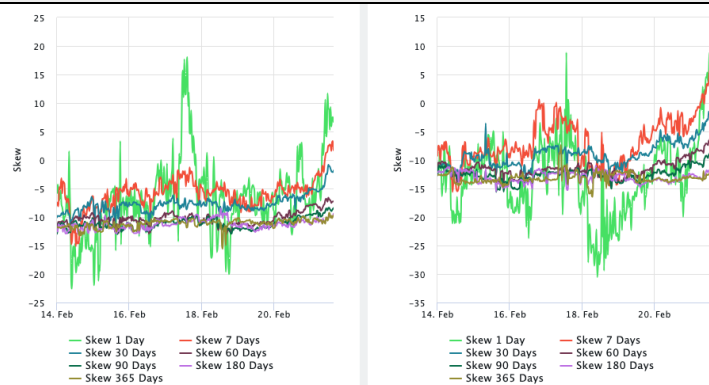
ATM Implied Volatility (BTC LHS ; ETH RHS)



ATM Implied Vol Term Structure (BTC LHS ; ETH RHS)



25 Delta Skew (BTC LHS ; ETH RHS)



About GSR

GSR has over a decade of extensive experience in the crypto market, serving as a trusted liquidity provider and active, multi-stage investor. Our suite of services includes OTC Trading, Derivatives, and Market Making. GSR is actively involved in every major sector of the digital asset ecosystem, working with token issuers, institutional investors, miners, and leading trading venues.

For more information or if we can help with anything, please see gsr.io or contact us at gsr@gsr.io.

Follow GSR for more content: [Twitter](#) [Telegram](#) [LinkedIn](#)

Authors

Brian Rudick, Senior Strategist [Twitter](#) [Telegram](#)

Required Disclosures

This material is provided by GSR (the "Firm") solely for informational purposes, is intended only for sophisticated, institutional investors and does not constitute an offer or commitment, a solicitation of an offer or commitment, or any advice or recommendation, to enter into or conclude any transaction (whether on the terms shown or otherwise), or to provide investment services in any state or country where such an offer or solicitation or provision would be illegal. The Firm is not and does not act as an advisor or fiduciary in providing this material. GSR is not authorised or regulated in the UK by the Financial Conduct Authority. The protections provided by the UK regulatory system will not be available to you. Specifically, information provided herein is intended for institutional persons only and is not suitable for retail persons in the United Kingdom, and no solicitation or recommendation is being made to you in regards to any products or services.

This material is not a research report, and not subject to any of the independence and disclosure standards applicable to research reports prepared pursuant to FINRA or CFTC research rules. This material is not independent of the Firm's proprietary interests, which may conflict with the interests of any counterparty of the Firm. The Firm trades instruments discussed in this material for its own account, may trade contrary to the views expressed in this material, and may have positions in other related instruments.

Information contained herein is based on sources considered to be reliable, but is not guaranteed to be accurate or complete. Any opinions or estimates expressed herein reflect a judgment made by the author(s) as of the date of publication, and are subject to change without notice. Trading and investing in digital assets involves significant risks including price volatility and illiquidity and may not be suitable for all investors. The Firm is not liable whatsoever for any direct or consequential loss arising from the use of this material. Copyright of this material belongs to GSR. Neither this material nor any copy thereof may be taken, reproduced or redistributed, directly or indirectly, without prior written permission of GSR

Notes & Sources

All options data is based on Deribit and derivatives graphics are from Laevidas. Market returns are based on price returns for the following ETFs: VOO, QQQ, EWU, EWG, EWJ, and EWH. Onchain volumes are not considered and thus certain token volumes may be understated (e.g., stETH).

CoinGecko	Santiment	DefiLlama	CoinMarketCap	Laevidas
L2Beat	Google Finance	TradingView	Deribit	WorldCoinIndex
Cryptorank	Investing.com	NFT Price Floor	CryptoSlate	