


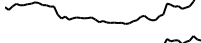








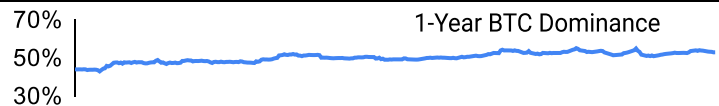
Crypto Leaderboard

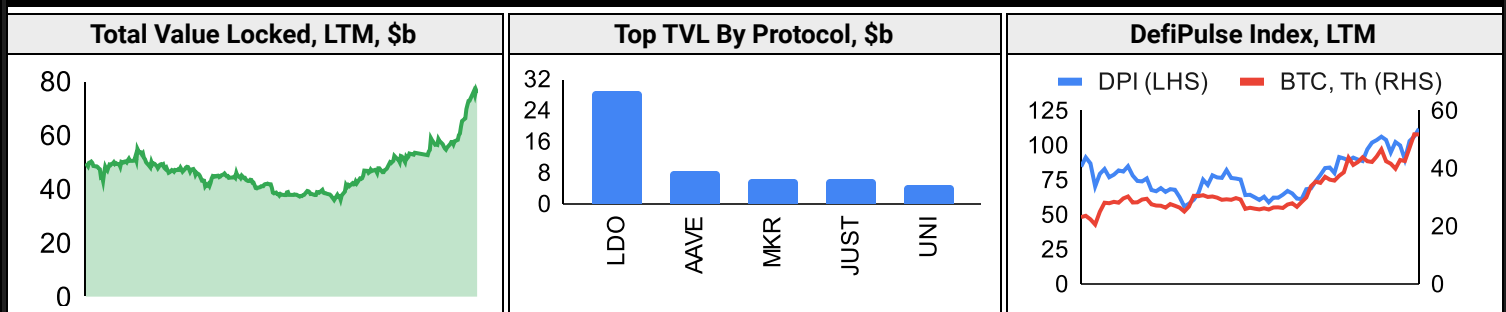
Rank	Name	Ticker	Price	24h	7d	30d	24h Vol \$m	MC \$m	1-Year Chart
1	Bitcoin	BTC	\$50,978	0%	-2%	27%	24,135	1,000,984	
2	Ethereum	ETH	\$2,934	-1%	5%	31%	16,150	352,373	
3	Tether	USDT	\$1.00	0%	0%	0%	45,056	97,756	
4	BNB	BNB	\$374	-1%	4%	28%	1,930	57,570	
5	Solana	SOL	\$102	-2%	-8%	15%	1,890	44,667	
6	XRP Ledger	XRP	\$0.53	-1%	-5%	3%	1,050	29,154	
7	Lido stETH	STETH	\$2,930	-1%	5%	32%	114	28,673	
8	USD Coin	USDC	\$1.00	0%	0%	0%	6,417	28,028	
9	Cardano	ADA	\$0.58	-2%	-3%	22%	427	20,366	
10	Avalanche	AVAX	\$36.4	-1%	-10%	17%	485	13,664	

Top & Bottom Performers - Top 100 Tokens

24h		7 Days		30 Days		90 Days		365 Days	
STX	32%	AGIX	117%	AGIX	224%	SC	326%	KAS	2204%
AGIX	18%	FET	66%	RNDR	104%	STX	288%	INJ	759%
SC	14%	SC	49%	FET	96%	SEI	264%	AKT	664%
FLR	10%	RNDR	49%	GRT	87%	FLR	225%	SC	351%
TIA	-5%	SEI	-12%	QNT	-3%	OKB	-13%	EOS	-35%
IMX	-6%	TIA	-12%	MKR	-7%	XRP	-14%	SAND	-35%
BEAM	-6%	RUNE	-12%	ASTR	-9%	DYDX	-17%	GALA	-36%
HNT	-10%	HNT	-17%	XMR	-19%	XMR	-28%	APE	-70%

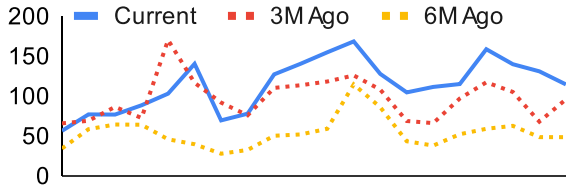
Category Performance

Category	7d	30d	90d	180d	365d	Ecosystem	7d	30d	90d	180d	365d
IoT/Data/Comp.	11%	45%	102%	223%	76%	Tron	6%	31%	33%	78%	53%
Gaming/Entertai	3%	23%	33%	129%	24%	Polkadot	4%	28%	35%	94%	1%
Scaling	0%	19%	90%	172%	16%	Polygon	6%	25%	37%	113%	34%
Privacy	7%	15%	9%	32%	-35%	Cosmos	7%	25%	53%	167%	142%
Smart Contract	-1%	15%	38%	112%	30%	Avalanche	3%	20%	33%	110%	36%
Lending	1%	13%	7%	81%	39%	BSC	3%	19%	45%	127%	57%
DEX	-4%	12%	12%	103%	25%	Ethereum	-2%	14%	9%	69%	18%
Currency	-3%	11%	21%	53%	38%	Solana	1%	13%	25%	124%	82%
Other DeFi	-2%	8%	26%	98%	75%						
Meme	-5%	6%	-1%	32%	-38%						
CEXs	-2%	-3%	-4%	44%	-1%						

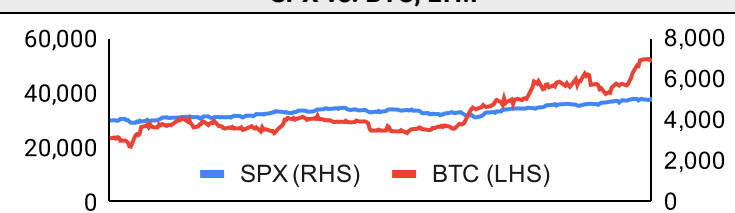
DeFi


Trading Volume

Aggregate Volumes by Product, \$b					Top Derivatives Exchanges, \$m and bps					Top Spot Exchanges, \$m		
Product	1d	7d	30d	O/I	Exchange	1d Vol	O/I	Mkr	Tkr	Exchange	Score	1d Vol
Spot	34	274	982	n/a	Binance	51,379	15,964	2.0	4.0	Binance	9.9	17,200
Perpetuals	327	1,610	6,630	281	Bybit	17,041	10,070	2.0	5.5	Coinbase	8.2	2,461
Futures	0	3	11	1	OKX	20,179	5,130	2.0	5.0	Bybit	7.8	3,300
Options	2	9	41	n/a	Deribit	1,574	2,348	0.0	5.0	OKX	7.6	2,648

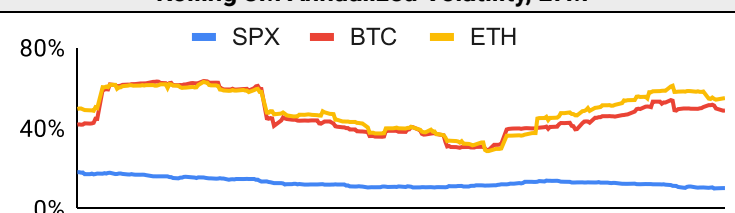
Daily Spot Volume, Top 100 Tokens Last 20d, \$b				Top Volume, 1d, \$m		Top Volume, %20d Avg		Low Volume, %20d Avg	
				USDT	49,303	STETH	438%	MINA	48%
				BTC	23,217	AGIX	302%	EGLD	58%
				ETH	14,716	FIL	254%	BCH	63%
				FDUSD	5,837	SC	244%	BLUR	65%
				USDC	5,593	RNDR	226%	IMX	67%

Traditional Finance

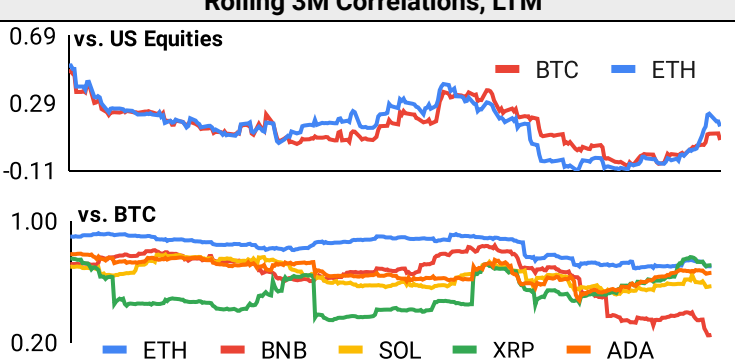
Global Equity Markets							SPX vs. BTC, LTM				
	US	USGrwth	UK	Germany	Japan	HK					
1D	2%	3%	1%	2%	2%	0%					
7D	1%	1%	2%	2%	2%	3%					
90D	12%	13%	4%	7%	12%	-3%					
365D	29%	50%	6%	13%	26%	-17%					

10-Year Treasury Yields							Commodities & FX					
	US	Brazil	UK	Germany	Japan	HK	Last	WTI	Gas	Gold	USD/EUR	USD/JPY
Last	4.32%	10.79%	4.12%	2.40%	0.71%	3.81%	Last	77.1	1.62	2,036	0.92	150.5
1d Chg	-0.01	0.00	0.01	-0.04	-0.01	-0.03	1d % Chg	-2.0%	-6.8%	0.3%	-0.1%	0.0%

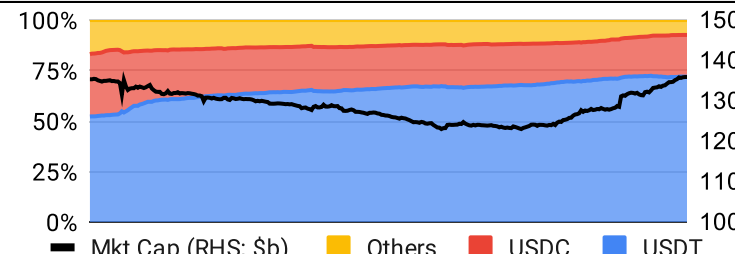
Volatility

Annualized Volatility							Rolling 3M Annualized Volatility, LTM				
	BTC	ETH	BNB	SOL	XRP	ADA					
30D	33%	37%	41%	56%	38%	56%					
90D	44%	51%	49%	91%	43%	87%					
180D	43%	48%	44%	97%	46%	69%					
365D	43%	47%	44%	87%	93%	68%					

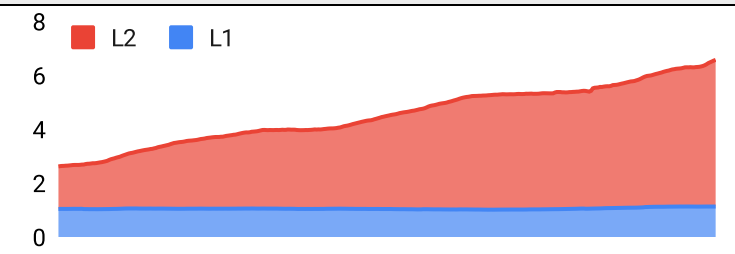
Correlations

Intra-Crypto Correlations, LTM							Rolling 3M Correlations, LTM				
	BTC	ETH	BNB	SOL	XRP	ADA					
BTC											
ETH	0.80										
BNB	0.56	0.57									
SOL	0.62	0.57	0.41								
XRP	0.39	0.46	0.33	0.41							
ADA	0.64	0.66	0.51	0.64	0.63						

Stablecoins

Stablecoin Market Size and Volume, \$m					Stablecoin Dominance (LHS) & Market Cap \$b (RHS), LTM	
Ticker	Price	1d Vol	20d Avg Vol	Market Cap		
USDT	1.00	49,303	47,393	97,812		
USDC	1.00	5,593	5,612	28,054		
DAI	1.00	133	143	5,348		
TUSD	0.98	89	95	1,257		
USDD	1.00	14	13	738		
FRAX	1.00	10	10	648		

Ethereum Mainnet & Layer 2s

Mainnet & Layer 2 Transactions (m/day) and L2 TVL (\$m)					Transactions (m/day), Rolling 90-Day Average, LTM	
Network	1d	30d Avg	TVL	Tech Type		
zkSync Era	1.4	1.3	670	ZKR		
Ethereum	1.1	1.1	-	Mainnet		
Arbitrum One	0.8	0.8	12,480	ORU		
Arbitrum Nova	0.5	0.7	39	Optimium		
Base	0.4	0.4	832	ORU		
OP Mainnet	0.4	0.3	7,290	ORU		
Mantle	0.2	0.2	667	Optimium		
Linea	0.8	0.2	249	ZKR		
ApeX	0.3	0.2	87	App-specific Validium		
Starknet	0.6	0.2	1,430	ZKR		

Layer 2 Token Performance & Market Cap (\$m)					
	MATIC	IMX	OP	MNT	ARB
30d Return	33%	71%	30%	28%	5%
Market Cap	9,080	4,390	3,500	2,530	2,280

NFTs and DAOs

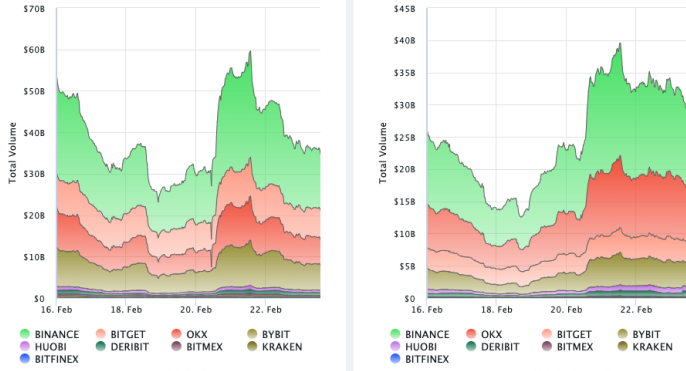
NFT Collection Stats (in ETH)						DAO Treasury Amount (\$m) and Composition					
Collection	Floor	Listings	3M Ret.	3M Vol	Market Cap	DAO	Treasury	Stables	BTC/ETH	Own Tokens	Other
CryptoPunks	56.0	972	-1%	30,834	559,500	Arbitrum	6,177	0%	1%	99%	0%
Bored Ape	22.2	392	-25%	125,436	221,810	Optimism	3,007	0%	0%	100%	0%
Pudgy Penguins	19.5	399	216%	124,112	173,298	Uniswap	2,865	0%	0%	100%	0%
Autoglyphs	230.0	4	2%	290	117,760	Mantle	2,566	3%	1%	88%	8%
Mutant Ape	4.0	901	-29%	117,849	78,123	ENS	1,582	0%	0%	92%	8%
Squiggle	6.5	243	-28%	2,397	64,461	Ethereum	917	0%	100%	0%	0%
Azuki	6.1	575	-3%	114,503	60,560	Merit Circle	674	4%	1%	93%	2%
Fidenza	60.0	42	-8%	2,202	59,940	Gnosis	546	6%	20%	49%	24%
Pandora	9.9	24	0%	85,856	56,543	Golem	539	0%	91%	9%	0%
The Captainz	4.8	95	16%	7,289	47,995	Lido	448	0%	27%	73%	0%

Crypto News

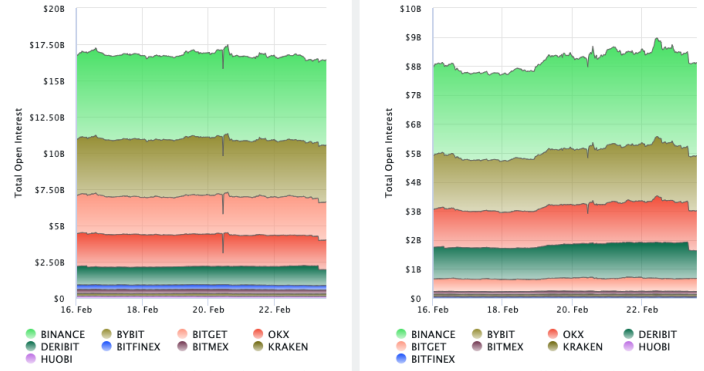
- [\\$3 Billion in Bitcoin Options Expire Today—Here's Why It Matters - Decrypt](#)
- [Jack Dorsey's Block Is Sitting on \\$207M Gain on Its Bitcoin Bet - CoinDesk](#)
- [Bitcoin Miner Marathon to Start 'Slipstream' to Make Complex BTC Transactions Faster - CoinDesk](#)
- [Former US President Trump no longer anti-Bitcoin, says can 'live with it' - Cointelegraph](#)
- [Montenegro court rules to extradite Terraform Labs founder to US - Euronews](#)
- [Pudgy Penguins, Unstoppable Domains partner to create .pudgy domain - Blockworks](#)
- [StarkWare revises STRK token lockup schedule after criticism - Blockworks](#)
- [FTX can sell its Anthropic stake, judge rules - Blockworks](#)
- [Emmer says emergency bitcoin miner survey order was an abuse of power - Blockworks](#)

Crypto Futures

Futures Volume (BTC LHS ; ETH RHS), 1d



Futures Open Interest (BTC LHS ; ETH RHS)



OI Weighted Funding Rate (BTC LHS ; ETH RHS), 1d

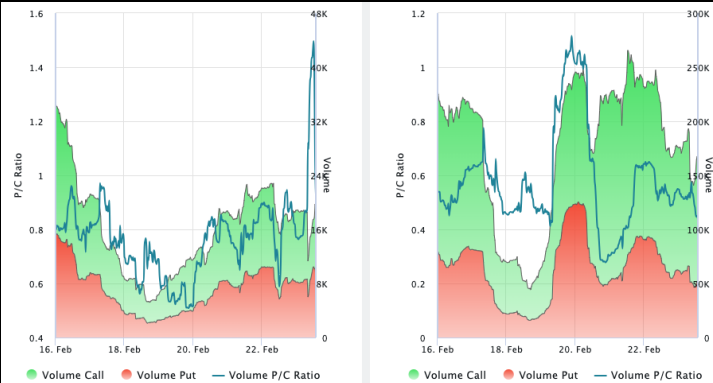


Liquidations (BTC LHS ; ETH RHS), 1d

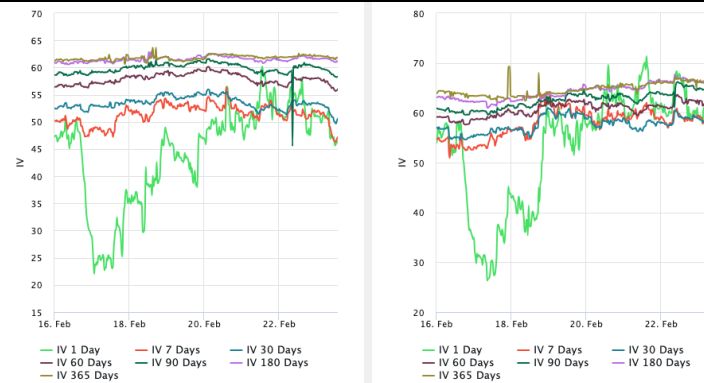


Crypto Options

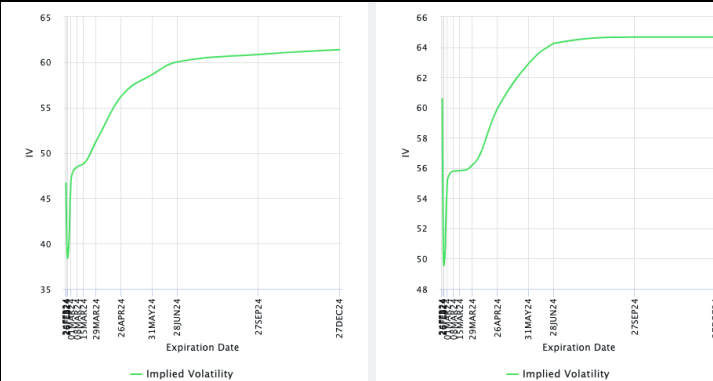
Options Volume & Put/Call Ratio (BTC LHS ; ETH RHS), 1d



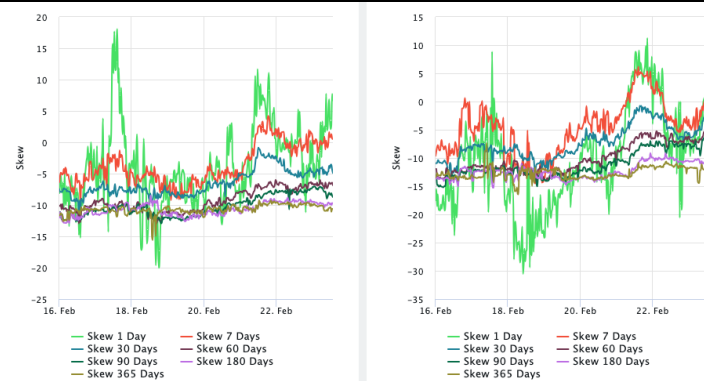
ATM Implied Volatility (BTC LHS ; ETH RHS)



ATM Implied Vol Term Structure (BTC LHS ; ETH RHS)



25 Delta Skew (BTC LHS ; ETH RHS)





February 23, 2024

About GSR

GSR has over a decade of extensive experience in the crypto market, serving as a trusted liquidity provider and active, multi-stage investor. Our suite of services includes OTC Trading, Derivatives, and Market Making. GSR is actively involved in every major sector of the digital asset ecosystem, working with token issuers, institutional investors, miners, and leading trading venues.

For more information or if we can help with anything, please see gsr.io or contact us at gsr@gsr.io.

Follow GSR for more content: [Twitter](#) [Telegram](#) [LinkedIn](#)

Authors

Brian Rudick, Senior Strategist [Twitter](#) [Telegram](#)

Required Disclosures

This material is provided by GSR (the "Firm") solely for informational purposes, is intended only for sophisticated, institutional investors and does not constitute an offer or commitment, a solicitation of an offer or commitment, or any advice or recommendation, to enter into or conclude any transaction (whether on the terms shown or otherwise), or to provide investment services in any state or country where such an offer or solicitation or provision would be illegal. The Firm is not and does not act as an advisor or fiduciary in providing this material. GSR is not authorised or regulated in the UK by the Financial Conduct Authority. The protections provided by the UK regulatory system will not be available to you. Specifically, information provided herein is intended for institutional persons only and is not suitable for retail persons in the United Kingdom, and no solicitation or recommendation is being made to you in regards to any products or services.

This material is not a research report, and not subject to any of the independence and disclosure standards applicable to research reports prepared pursuant to FINRA or CFTC research rules. This material is not independent of the Firm's proprietary interests, which may conflict with the interests of any counterparty of the Firm. The Firm trades instruments discussed in this material for its own account, may trade contrary to the views expressed in this material, and may have positions in other related instruments.

Information contained herein is based on sources considered to be reliable, but is not guaranteed to be accurate or complete. Any opinions or estimates expressed herein reflect a judgment made by the author(s) as of the date of publication, and are subject to change without notice. Trading and investing in digital assets involves significant risks including price volatility and illiquidity and may not be suitable for all investors. The Firm is not liable whatsoever for any direct or consequential loss arising from the use of this material. Copyright of this material belongs to GSR. Neither this material nor any copy thereof may be taken, reproduced or redistributed, directly or indirectly, without prior written permission of GSR

Notes & Sources

All options data is based on Deribit and derivatives graphics are from Laevidas. Market returns are based on price returns for the following ETFs: VOO, QQQ, EWU, EWG, EWJ, and EWH. Onchain volumes are not considered and thus certain token volumes may be understated (e.g., stETH).

CoinGecko	Santiment	DefiLlama	CoinMarketCap	Laevidas
L2Beat	Google Finance	TradingView	Deribit	WorldCoinIndex
Cryptorank	Investing.com	NFT Price Floor	CryptoSlate	