












Crypto Leaderboard

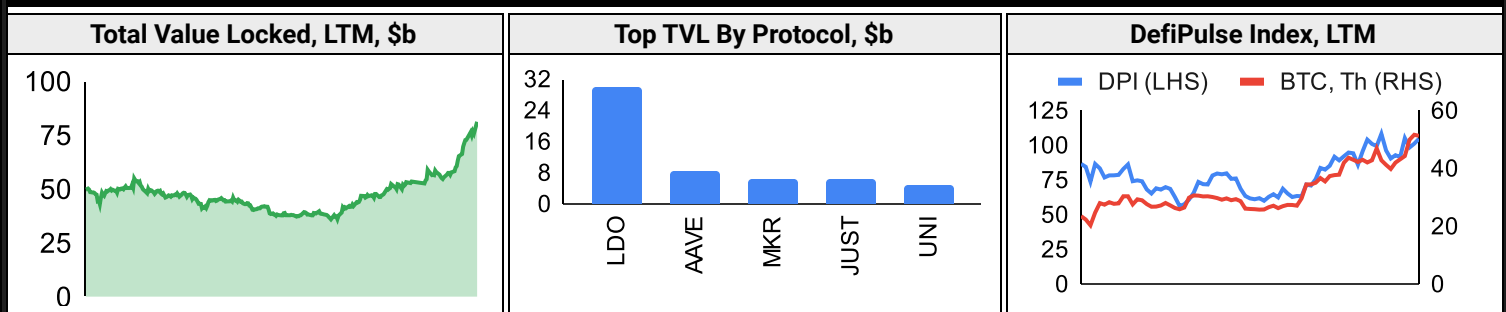
Rank	Name	Ticker	Price	24h	7d	30d	24h Vol \$m	MC \$m	1-Year Chart
1	Bitcoin	BTC	\$51,467	-1%	-1%	22%	17,713	1,010,720	
2	Ethereum	ETH	\$3,082	1%	5%	36%	16,941	370,356	
3	Tether	USDT	\$1.00	0%	0%	0%	34,353	98,132	
4	BNB	BNB	\$394	2%	12%	29%	1,699	60,781	
5	Solana	SOL	\$103	-1%	-8%	9%	1,571	45,276	
6	Lido stETH	STETH	\$3,079	0%	4%	36%	35	30,193	
7	XRP Ledger	XRP	\$0.54	-2%	-5%	1%	853	29,231	
8	USD Coin	USDC	\$1.00	0%	0%	0%	4,684	28,217	
9	Cardano	ADA	\$0.59	0%	-7%	21%	411	20,686	
10	Avalanche	AVAX	\$37.5	1%	-5%	13%	449	14,155	

Top & Bottom Performers - Top 100 Tokens

24h		7 Days		30 Days		90 Days		365 Days	
FLR	36%	FLR	58%	AGIX	163%	FLR	357%	KAS	1728%
VET	11%	UNI	37%	FLR	154%	STX	251%	INJ	867%
THETA	11%	AGIX	34%	GRT	81%	HNT	203%	AKT	693%
MNT	10%	GRT	18%	UNI	77%	SEI	190%	SOL	341%
KAS	-5%	TIA	-11%	QNT	-3%	STRK	-12%	LTC	-26%
AGIX	-5%	SEI	-12%	OKB	-6%	XRP	-12%	SAND	-26%
FIL	-7%	HNT	-12%	ASTR	-14%	TON	-13%	EOS	-30%
WLD	-9%	ICP	-15%	XMR	-19%	XMR	-23%	APE	-62%

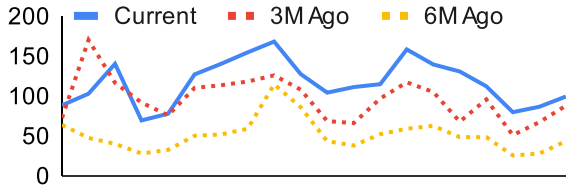
Category Performance

Category	7d	30d	90d	180d	365d	Ecosystem	7d	30d	90d	180d	365d
IoT/Data/Comp.	-1%	34%	97%	202%	74%	Avalanche	12%	32%	53%	132%	55%
Lending	13%	28%	25%	109%	62%	Tron	7%	28%	41%	85%	55%
Gaming/Entertai	3%	26%	43%	124%	31%	Ethereum	7%	26%	27%	90%	33%
Scaling	4%	24%	110%	191%	33%	Polygon	5%	25%	48%	117%	48%
Privacy	13%	20%	25%	45%	-26%	Polkadot	0%	24%	39%	98%	10%
DEX	5%	19%	28%	124%	43%	Cosmos	2%	21%	54%	171%	159%
Smart Contract	1%	19%	52%	120%	42%	BSC	3%	20%	51%	133%	71%
Other DeFi	9%	17%	46%	124%	102%	Solana	-1%	14%	33%	133%	92%
Currency	-3%	9%	24%	49%	42%						
Meme	-1%	8%	7%	32%	-34%						
CEXs	0%	-5%	0%	46%	1%						

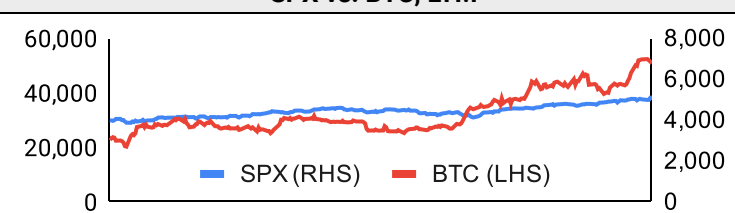
DeFi


Trading Volume

Aggregate Volumes by Product, \$b					Top Derivatives Exchanges, \$m and bps					Top Spot Exchanges, \$m		
Product	1d	7d	30d	O/I	Exchange	1d Vol	O/I	Mkr	Tkr	Exchange	Score	1d Vol
Spot	32	259	979	n/a	Binance	45,995	16,578	2.0	4.0	Binance	9.9	15,105
Perpetuals	360	1,660	6,730	293	Bybit	14,730	10,773	2.0	5.5	Coinbase	8.2	1,736
Futures	0	3	11	1	OKX	18,203	5,459	2.0	5.0	Bybit	7.8	2,743
Options	1	10	41	n/a	KuCoin	1,470	2,189	2.0	6.0	OKX	7.6	2,396

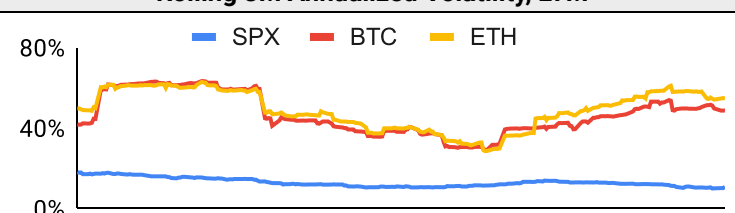
Daily Spot Volume, Top 100 Tokens Last 20d, \$b				Top Volume, 1d, \$m		Top Volume, %20d Avg		Low Volume, %20d Avg	
				USDT	43,641	FLR	359%	XMR	42%
				BTC	17,489	THETA	310%	STX	44%
				ETH	14,588	GALA	267%	MINA	48%
				FDUSD	4,623	APE	207%	HNT	50%
				USDC	4,438	RETH	189%	SEI	51%

Traditional Finance

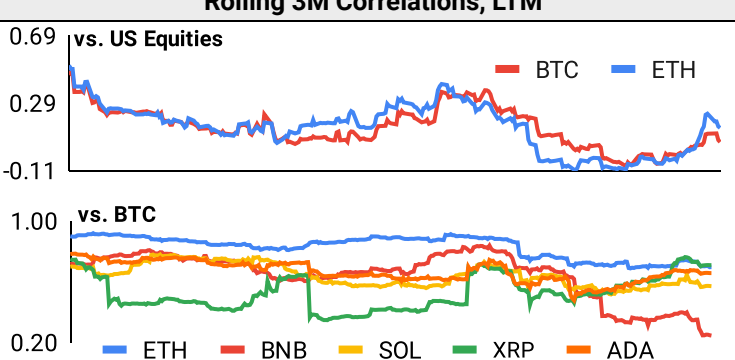
Global Equity Markets							SPX vs. BTC, LTM	
	US	USGrwth	UK	Germany	Japan	HK		
1D	0%	0%	0%	0%	0%	0%		
7D	2%	1%	1%	2%	2%	2%		
90D	12%	12%	4%	7%	12%	-3%		
365D	29%	48%	6%	12%	25%	-16%		

10-Year Treasury Yields							Commodities & FX					
	US	Brazil	UK	Germany	Japan	HK	Last	WTI	Gas	Gold	USD/EUR	USD/JPY
Last	4.26%	10.81%	4.16%	2.41%	0.68%	3.73%	Last	76.4	1.81	2,037	0.92	150.7
1d Chg	0.00	0.00	0.06	0.04	-0.01	-0.06	1d % Chg	-0.1%	6.2%	-0.6%	-0.3%	0.2%

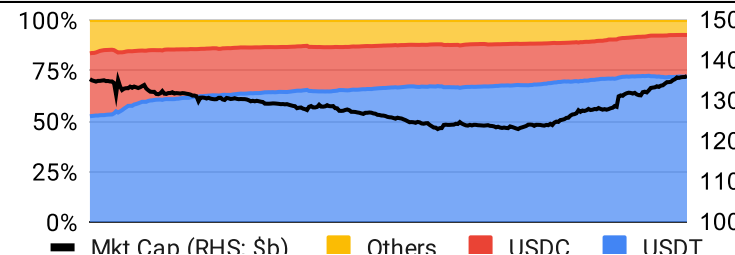
Volatility

Annualized Volatility							Rolling 3M Annualized Volatility, LTM		
	BTC	ETH	BNB	SOL	XRP	ADA			
30D	30%	39%	40%	54%	36%	55%			
90D	44%	51%	49%	90%	43%	87%			
180D	42%	48%	44%	96%	46%	69%			
365D	43%	47%	44%	87%	93%	68%			

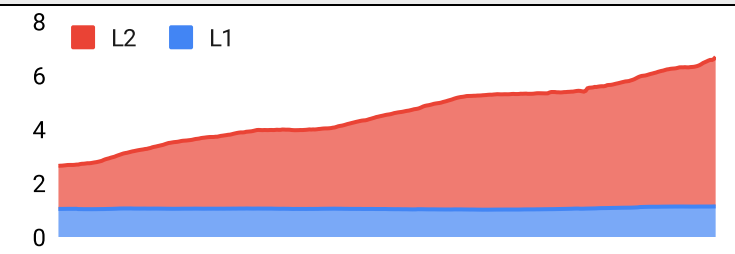
Correlations

Intra-Crypto Correlations, LTM							Rolling 3M Correlations, LTM				
	BTC	ETH	BNB	SOL	XRP	ADA					
BTC											
ETH	0.79										
BNB	0.56	0.56									
SOL	0.62	0.57	0.41								
XRP	0.39	0.46	0.33	0.41							
ADA	0.64	0.66	0.51	0.63	0.63						

Stablecoins

Stablecoin Market Size and Volume, \$m					Stablecoin Dominance (LHS) & Market Cap \$b (RHS), LTM	
Ticker	Price	1d Vol	20d Avg Vol	Market Cap		
USDT	1.00	43,641	48,922	97,922		
USDC	1.00	4,438	5,546	28,169		
DAI	1.00	144	145	5,348		
TUSD	0.97	75	94	1,255		
USDD	1.00	12	13	739		
FRAX	1.00	19	10	648		

Ethereum Mainnet & Layer 2s

Mainnet & Layer 2 Transactions (m/day) and L2 TVL (\$m)					Transactions (m/day), Rolling 90-Day Average, LTM	
Network	1d	30d Avg	TVL	Tech Type		
zkSync Era	2.2	1.3	770	ZKR		
Ethereum	1.1	1.1	-	Mainnet		
Arbitrum Nova	4.2	0.9	40	Optimium		
Arbitrum One	0.8	0.8	12,880	ORU		
Base	0.5	0.4	864	ORU		
OP Mainnet	0.4	0.3	7,420	ORU		
Linea	1.1	0.3	277	ZKR		
Mantle	0.2	0.2	711	Optimium		
Starknet	0.3	0.2	1,300	ZKR		
ApeX	0.2	0.2	86	App-specific Validium		

Layer 2 Token Performance & Market Cap (\$m)					
	MATIC	IMX	OP	MNT	ARB
30d Return	33%	65%	22%	38%	3%
Market Cap	9,520	4,410	3,550	2,910	2,360

NFTs and DAOs

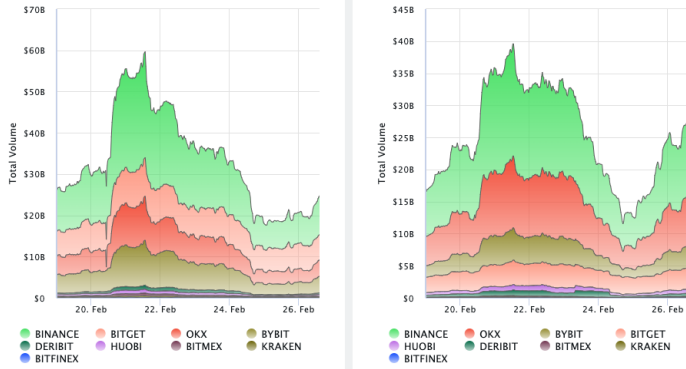
NFT Collection Stats (in ETH)						DAO Treasury Amount (\$m) and Composition					
Collection	Floor	Listings	3M Ret.	3M Vol	Market Cap	DAO	Treasury	Stables	BTC/ETH	Own Tokens	Other
CryptoPunks	56.0	971	-2%	30,531	560,000	Arbitrum	6,387	0%	1%	99%	0%
Bored Ape	23.2	405	-20%	115,557	232,000	Uniswap	4,251	0%	0%	100%	0%
Pudgy Penguins	18.7	399	203%	124,268	165,939	Optimism	3,023	0%	0%	100%	0%
Autoglyphs	230.0	4	2%	290	117,760	Mantle	2,897	2%	3%	88%	7%
Mutant Ape	4.0	903	-28%	113,866	78,530	ENS	1,623	0%	0%	92%	8%
Squiggle	6.9	231	-26%	2,420	68,859	Ethereum	952	0%	100%	0%	0%
Fidenza	60.0	42	-8%	2,277	59,940	Merit Circle	626	4%	1%	92%	2%
Azuki	5.8	565	-5%	114,625	57,573	Gnosis	594	6%	19%	49%	26%
Creepz by OVERLORD	5.0	179	137%	9,774	48,198	Golem	568	0%	90%	10%	0%
The Captainz	4.8	91	18%	7,356	47,895	Lido	487	0%	26%	74%	0%

Crypto News

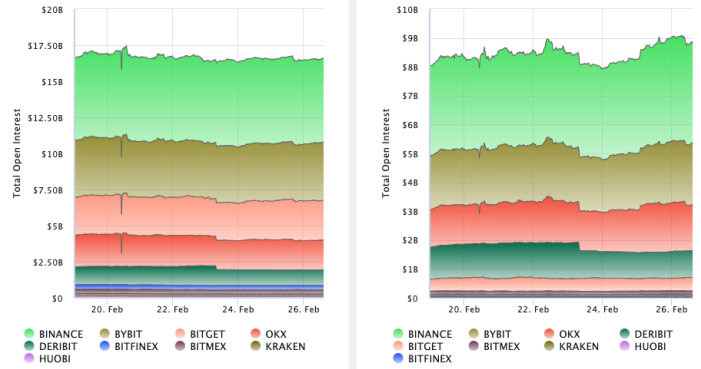
- [Grayscale's GBTC Saw Lowest Outflow of \\$44.2M Since ETF Approval - Yahoo Finance](#)
- [Bitcoin falls short as global digital currency. ECB says - crypto.news](#)
- [Texas Bitcoin Miners File Lawsuit Against Government Over Energy Data Collection - OilPrice.com](#)
- [Uniswap's UNI Jumps 60% on Proposal to Reward Token Holders in Major Governance Overhaul - CoinDesk](#)
- [EigenLayer's \\$100M haul ignites series of adjacent investments - Blockworks](#)
- [Avalanche operational again after 5 hour outage - Blockworks](#)
- [Michael Saylor's MicroStrategy Purchased an Additional 3K BTC, Now Holds \\$10B Worth - CoinDesk](#)
- [Bitcoin Investment Products Saw Inflows of \\$570M Last Week: CoinShares - CoinDesk](#)
- [Frax Finance Mulls Uniswap-Like Reward Mechanism for Token Stakers - CoinDesk](#)

Crypto Futures

Futures Volume (BTC LHS ; ETH RHS), 1d



Futures Open Interest (BTC LHS ; ETH RHS)



OI Weighted Funding Rate (BTC LHS ; ETH RHS), 1d

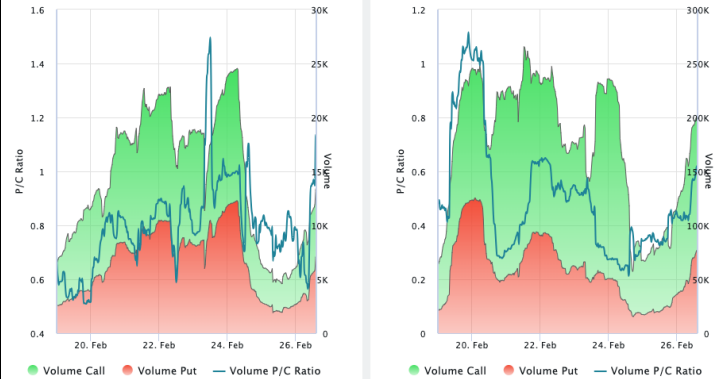


Liquidations (BTC LHS ; ETH RHS), 1d

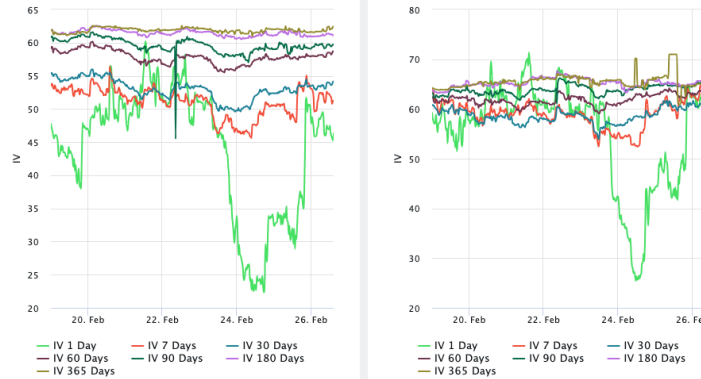


Crypto Options

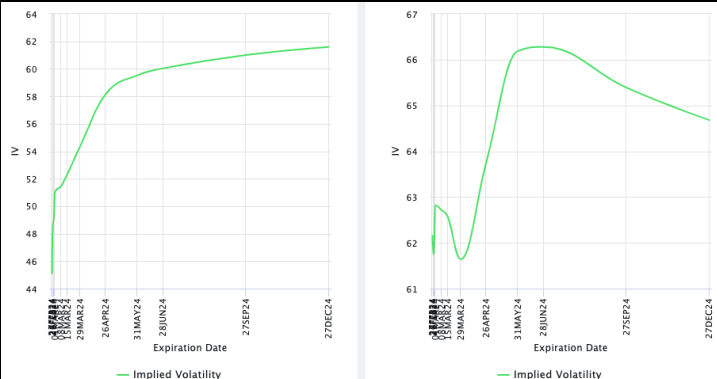
Options Volume & Put/Call Ratio (BTC LHS ; ETH RHS), 1d



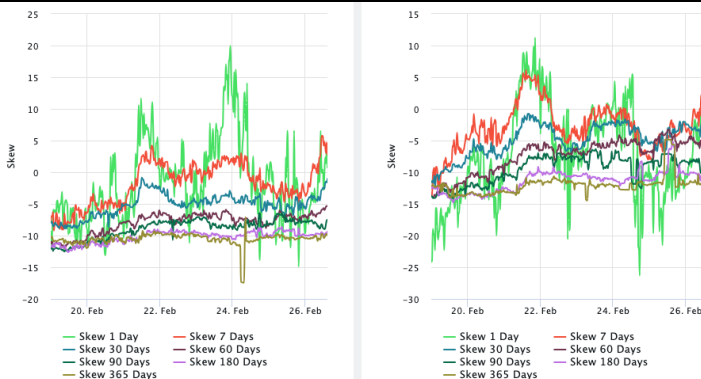
ATM Implied Volatility (BTC LHS ; ETH RHS)



ATM Implied Vol Term Structure (BTC LHS ; ETH RHS)



25 Delta Skew (BTC LHS ; ETH RHS)



About GSR

GSR has over a decade of extensive experience in the crypto market, serving as a trusted liquidity provider and active, multi-stage investor. Our suite of services includes OTC Trading, Derivatives, and Market Making. GSR is actively involved in every major sector of the digital asset ecosystem, working with token issuers, institutional investors, miners, and leading trading venues.

For more information or if we can help with anything, please see gsr.io or contact us at gsr@gsr.io.

Follow GSR for more content: [Twitter](#) [Telegram](#) [LinkedIn](#)

Authors

Brian Rudick, Senior Strategist [Twitter](#) [Telegram](#)

Required Disclosures

This material is provided by GSR (the "Firm") solely for informational purposes, is intended only for sophisticated, institutional investors and does not constitute an offer or commitment, a solicitation of an offer or commitment, or any advice or recommendation, to enter into or conclude any transaction (whether on the terms shown or otherwise), or to provide investment services in any state or country where such an offer or solicitation or provision would be illegal. The Firm is not and does not act as an advisor or fiduciary in providing this material. GSR is not authorized or regulated in the UK by the Financial Conduct Authority. The protections provided by the UK regulatory system will not be available to you. Specifically, information provided herein is intended for institutional persons only and is not suitable for retail persons in the United Kingdom, and no solicitation or recommendation is being made to you in regards to any products or services.

This material is not a research report, and not subject to any of the independence and disclosure standards applicable to research reports prepared pursuant to FINRA or CFTC research rules. This material is not independent of the Firm's proprietary interests, which may conflict with the interests of any counterparty of the Firm. The Firm trades instruments discussed in this material for its own account, may trade contrary to the views expressed in this material, and may have positions in other related instruments.

Information contained herein is based on sources considered to be reliable, but is not guaranteed to be accurate or complete. Any opinions or estimates expressed herein reflect a judgment made by the author(s) as of the date of publication, and are subject to change without notice. Trading and investing in digital assets involves significant risks including price volatility and illiquidity and may not be suitable for all investors. The Firm is not liable whatsoever for any direct or consequential loss arising from the use of this material. Copyright of this material belongs to GSR. Neither this material nor any copy thereof may be taken, reproduced or redistributed, directly or indirectly, without prior written permission of GSR

Notes & Sources

All options data is based on Deribit and derivatives graphics are from Laevidas. Market returns are based on price returns for the following ETFs: VOO, QQQ, EWU, EWG, EWJ, and EWH. Onchain volumes are not considered and thus certain token volumes may be understated (e.g., stETH).

CoinGecko	Santiment	DefiLlama	CoinMarketCap	Laevidas
L2Beat	Google Finance	TradingView	Deribit	WorldCoinIndex
Cryptorank	Investing.com	NFT Price Floor	CryptoSlate	