











Crypto Leaderboard

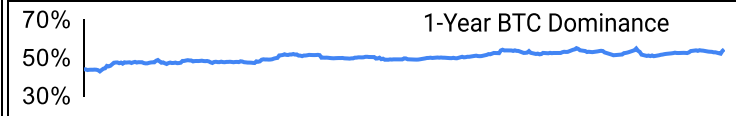
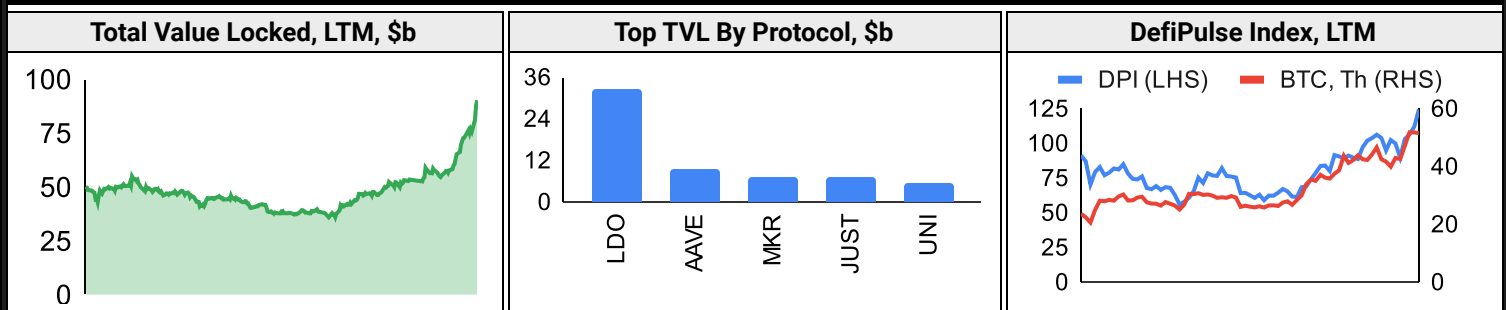
Rank	Name	Ticker	Price	24h	7d	30d	24h Vol \$m	MC \$m	1-Year Chart
1	Bitcoin	BTC	\$60,351	6%	16%	39%	51,056	1,185,290	
2	Ethereum	ETH	\$3,355	3%	13%	45%	22,836	404,410	
3	Tether	USDT	\$1.00	0%	0%	0%	75,955	99,839	
4	BNB	BNB	\$413	4%	9%	33%	1,911	63,827	
5	Solana	SOL	\$112	2%	7%	11%	3,707	50,153	
6	Lido stETH	STETH	\$3,342	2%	13%	46%	57	32,993	
7	XRP Ledger	XRP	\$0.59	5%	7%	10%	2,696	32,154	
8	USD Coin	USDC	\$1.00	0%	0%	0%	9,156	28,910	
9	Cardano	ADA	\$0.63	2%	6%	21%	746	22,483	
10	Avalanche	AVAX	\$40.2	2%	7%	12%	631	15,175	

Top & Bottom Performers - Top 100 Tokens

24h		7 Days		30 Days		90 Days		365 Days	
PEPE	53%	PEPE	188%	PEPE	211%	STX	361%	BONK	2255%
AR	45%	THETA	76%	AR	165%	BONK	332%	KAS	1542%
TON	26%	AR	73%	FLR	119%	FLR	302%	INJ	1036%
APT	19%	FLR	52%	STX	107%	SEI	273%	AKT	862%
BGB	-3%	TAO	-1%	OSMO	-2%	RUNE	-3%	SAND	-17%
LDO	-4%	TUSD	-1%	TUSD	-3%	TUSD	-3%	LTC	-19%
FLR	-4%	SUI	-2%	TIA	-5%	OKB	-8%	EOS	-26%
PYTH	-5%	TIA	-2%	XMR	-18%	XMR	-19%	APE	-61%

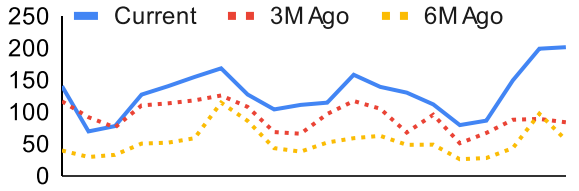
Category Performance

Category	7d	30d	90d	180d	365d	Ecosystem	7d	30d	90d	180d	365d
IoT/Data/Comp.	20%	51%	123%	251%	96%	Polkadot	13%	36%	50%	126%	25%
Gaming/Entertai	22%	40%	62%	176%	59%	Avalanche	20%	35%	60%	151%	68%
Lending	29%	37%	33%	125%	80%	Tron	5%	34%	49%	96%	67%
Scaling	20%	34%	122%	231%	55%	Cosmos	13%	31%	65%	210%	201%
Meme	28%	34%	32%	77%	-13%	Ethereum	17%	31%	35%	108%	39%
Privacy	19%	25%	29%	60%	-21%	Polygon	13%	30%	54%	139%	64%
Smart Contract	14%	25%	62%	151%	59%	Solana	11%	26%	47%	170%	118%
DEX	16%	23%	34%	144%	55%	BSC	11%	24%	57%	157%	92%
Currency	12%	19%	38%	73%	63%						
Other DeFi	18%	18%	44%	139%	120%						
CEXs	6%	-2%	5%	59%	9%						

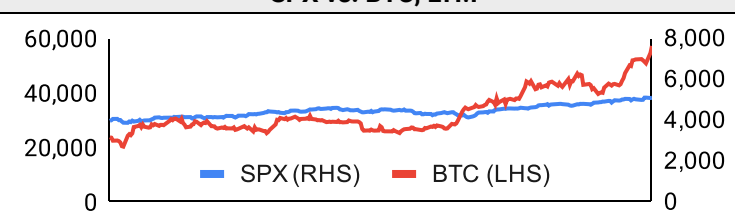

DeFi


Trading Volume

Aggregate Volumes by Product, \$b					Top Derivatives Exchanges, \$m and bps					Top Spot Exchanges, \$m		
Product	1d	7d	30d	O/I	Exchange	1d Vol	O/I	Mkr	Tkr	Exchange	Score	1d Vol
Spot	64	313	1,160	n/a	Binance	92,715	18,046	2.0	4.0	Binance	9.9	30,679
Perpetuals	1,740	2,380	8,420	177	Bybit	32,054	11,517	2.0	5.5	Coinbase	8.2	4,585
Futures	1	4	13	1	OKX	37,444	6,054	2.0	5.0	Bybit	7.8	5,437
Options	4	16	54	n/a	KuCoin	3,090	2,399	2.0	6.0	OKX	7.6	4,549

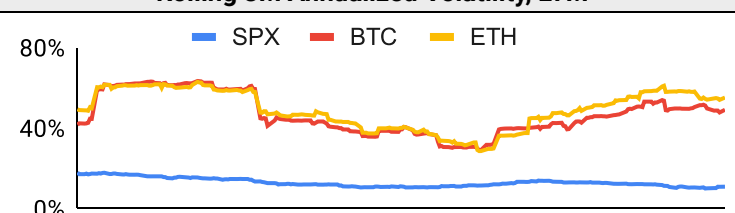
Daily Spot Volume, Top 100 Tokens Last 20d, \$b				Top Volume, 1d, \$m		Top Volume, %20d Avg		Low Volume, %20d Avg	
				USDT	81,979	PEPE	658%	XMR	54%
				BTC	49,789	AR	654%	HNT	68%
				ETH	20,420	THETA	434%	IMX	69%
				FDUSD	11,314	GALA	424%	MINA	79%
				USDC	8,129	SHIB	409%	GRT	87%

Traditional Finance

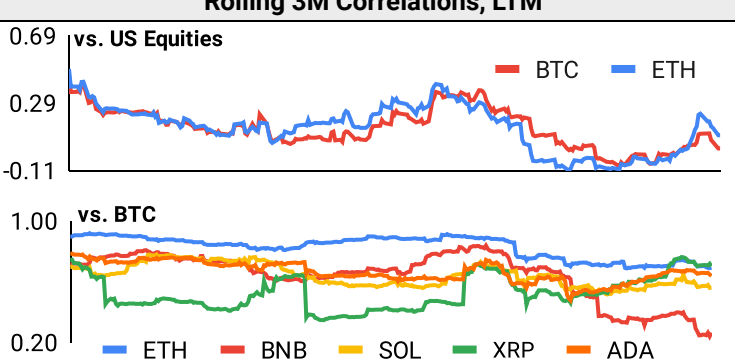
Global Equity Markets							SPX vs. BTC, LTM				
	US	USGrwth	UK	Germany	Japan	HK					
1D	0%	0%	0%	1%	0%	0%					
7D	2%	2%	0%	3%	2%	2%					
90D	12%	13%	4%	7%	12%	0%					
365D	30%	50%	5%	14%	26%	-16%					

10-Year Treasury Yields							Commodities & FX					
	US	Brazil	UK	Germany	Japan	HK	Last	WTI	Gas	Gold	USD/EUR	USD/JPY
Last	4.28%	10.83%	4.21%	2.45%	0.69%	3.79%	Last	78.8	1.85	2,043	0.92	150.7
1d Chg	-0.03	0.00	0.02	-0.01	-0.01	-0.06	1d % Chg	-0.1%	2.5%	-0.1%	0.3%	0.1%

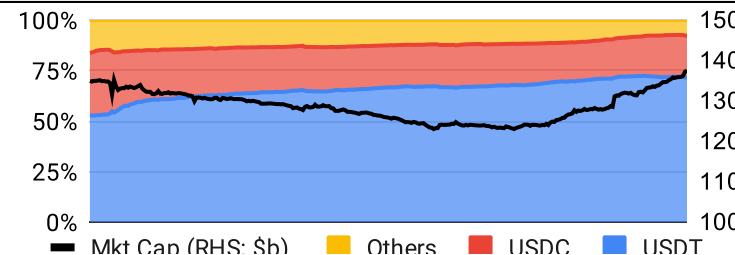
Volatility

Annualized Volatility							Rolling 3M Annualized Volatility, LTM				
	BTC	ETH	BNB	SOL	XRP	ADA					
30D	39%	39%	43%	56%	42%	52%					
90D	47%	52%	50%	91%	45%	87%					
180D	43%	48%	44%	96%	46%	69%					
365D	44%	47%	44%	87%	93%	68%					

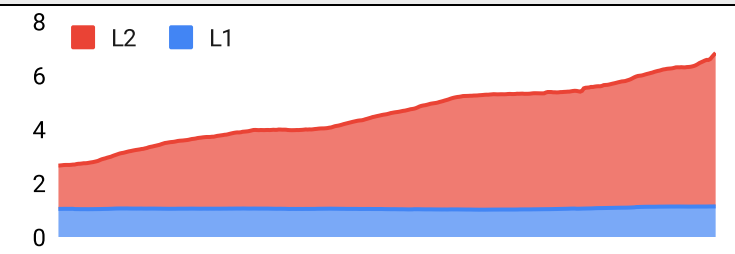
Correlations

Intra-Crypto Correlations, LTM							Rolling 3M Correlations, LTM				
	BTC	ETH	BNB	SOL	XRP	ADA					
BTC											
ETH	0.79										
BNB	0.56	0.57									
SOL	0.62	0.57	0.42								
XRP	0.39	0.46	0.32	0.41							
ADA	0.63	0.66	0.51	0.64	0.63						

Stablecoins

Stablecoin Market Size and Volume, \$m					Stablecoin Dominance (LHS) & Market Cap \$b (RHS), LTM	
Ticker	Price	1d Vol	20d Avg Vol	Market Cap		
USDT	1.00	81,979	54,192	98,406		
USDC	1.00	8,129	5,886	28,540		
DAI	1.00	328	170	5,348		
TUSD	0.96	234	106	1,243		
USDD	1.00	17	13	738		
FRAX	1.00	13	11	647		

Ethereum Mainnet & Layer 2s

Mainnet & Layer 2 Transactions (m/day) and L2 TVL (\$m)					Transactions (m/day), Rolling 90-Day Average, LTM	
Network	1d	30d Avg	TVL	Tech Type		
zkSync Era	1.6	1.3	824	ZKR		
Arbitrum Nova	3.9	1.1	44	Optimium		
Ethereum	1.2	1.1	-	Mainnet		
Arbitrum One	0.8	0.8	13,530	ORU		
Base	0.4	0.4	969	ORU		
Linea	0.9	0.4	306	ZKR		
OP Mainnet	0.4	0.3	7,530	ORU		
Mantle	0.2	0.2	747	Optimium		
Starknet	0.2	0.2	1,330	ZKR		
ApeX	0.2	0.2	86	App-specific Validium		

Layer 2 Token Performance & Market Cap (\$m)					
	MATIC	IMX	OP	MNT	ARB
30d Return	32%	70%	24%	49%	6%
Market Cap	9,640	4,650	3,630	2,860	2,440

NFTs and DAOs

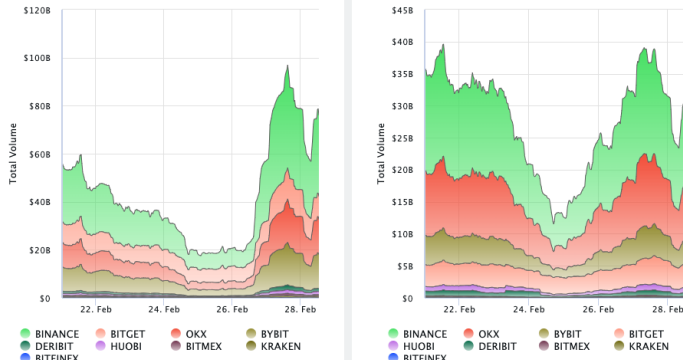
NFT Collection Stats (in ETH)						DAO Treasury Amount (\$m) and Composition					
Collection	Floor	Listings	3M Ret.	3M Vol	Market Cap	DAO	Treasury	Stables	BTC/ETH	Own Tokens	Other
CryptoPunks	57.0	975	0%	31,141	570,000	Arbitrum	6,772	0%	1%	99%	0%
Bored Ape	22.8	470	-20%	111,145	228,300	Uniswap	4,285	0%	0%	100%	0%
Pudgy Penguins	19.4	404	203%	123,968	172,161	Optimism	3,171	0%	0%	100%	0%
Autoglyphs	230.0	4	2%	290	117,760	Mantle	2,868	1%	3%	88%	8%
Mutant Ape	4.0	1,024	-26%	113,186	78,494	ENS	1,671	0%	0%	92%	8%
Squiggle	7.3	229	-18%	2,566	73,336	Ethereum	1,025	0%	100%	0%	0%
Fidenza	60.0	47	2%	2,277	59,940	Merit Circle	700	4%	1%	93%	2%
Azuki	6.0	593	5%	113,370	59,800	Gnosis	643	5%	20%	52%	23%
The Captainz	5.6	92	34%	7,426	55,494	Golem	611	0%	91%	9%	0%
Creepz by OVERLORD	4.8	150	128%	9,666	46,543	Lido	503	0%	27%	72%	0%

Crypto News

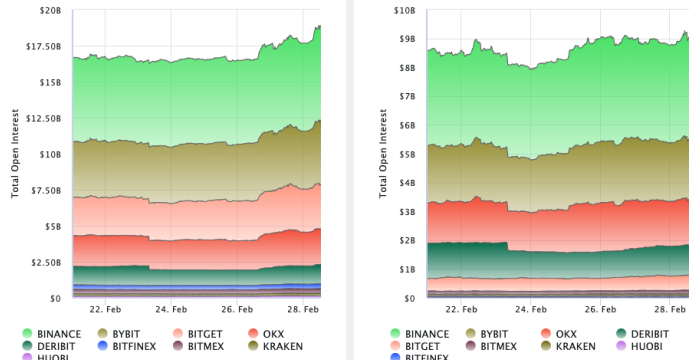
- [Bitcoin Pushes Through \\$60K for First Time Since November 2021 - CoinDesk](#)
- [Uniswap releases new tools for swappers - Blockworks](#)
- [Eyeing Coinbase's bitcoin custody dominance, Kraken launches institutional service - The Block](#)
- [Strike CEO Jack Mallers Announces Expansion of Services into Africa - Bitcoin Magazine](#)
- [Bitcoin firm MicroStrategy pops 27% in two days as company's crypto stake hits \\$11 billion - CNBC](#)
- [BlackRock bitcoin ETF trading volume surpasses \\$1B for second day in a row - Blockworks](#)
- [Ethereum Foundation gives Dencun upgrade an activation time on March 13 - Blockworks](#)
- [Hut 8 to deploy bitcoin reserves in new treasury strategy - Blockworks](#)
- [TON Rockets Nearly 40% After Telegram Says Will Share Ad Revenue Via Ton Blockchain - CoinDesk](#)

Crypto Futures

Futures Volume (BTC LHS ; ETH RHS), 1d



Futures Open Interest (BTC LHS ; ETH RHS)



OI Weighted Funding Rate (BTC LHS ; ETH RHS), 1d

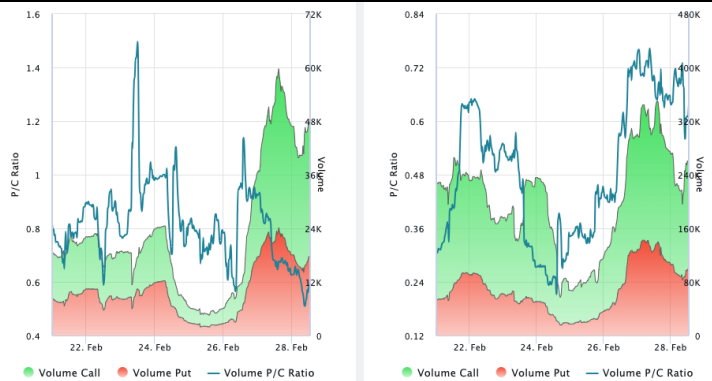


Liquidations (BTC LHS ; ETH RHS), 1d

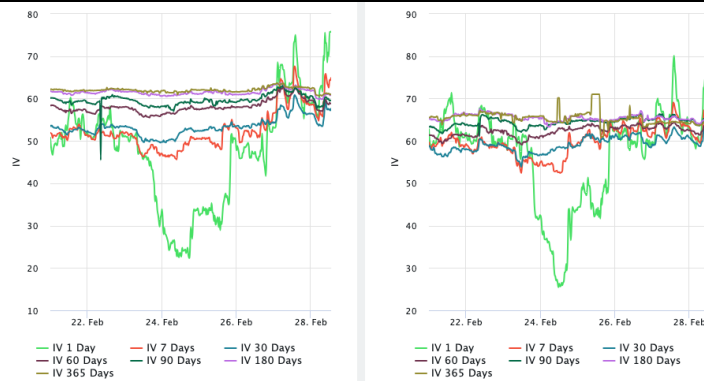


Crypto Options

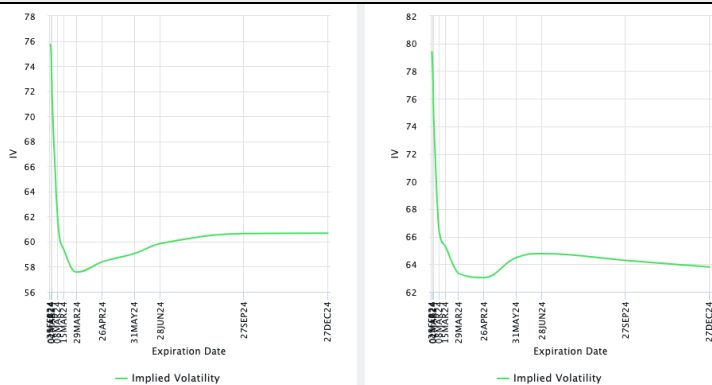
Options Volume & Put/Call Ratio (BTC LHS ; ETH RHS), 1d



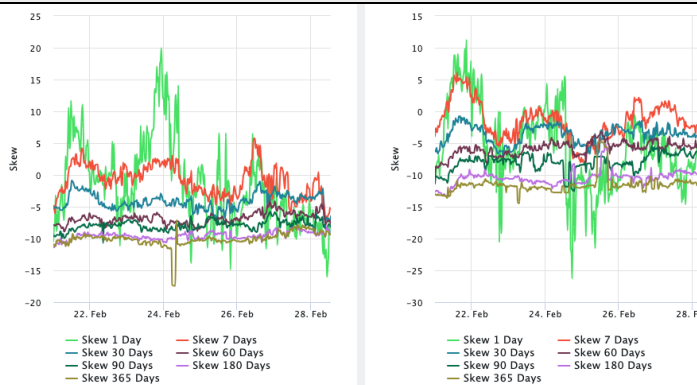
ATM Implied Volatility (BTC LHS ; ETH RHS)



ATM Implied Vol Term Structure (BTC LHS ; ETH RHS)



25 Delta Skew (BTC LHS ; ETH RHS)





February 28, 2024

About GSR

GSR has over a decade of extensive experience in the crypto market, serving as a trusted liquidity provider and active, multi-stage investor. Our suite of services includes OTC Trading, Derivatives, and Market Making. GSR is actively involved in every major sector of the digital asset ecosystem, working with token issuers, institutional investors, miners, and leading trading venues.

For more information or if we can help with anything, please see gsr.io or contact us at gsr@gsr.io.

Follow GSR for more content: [Twitter](#) [Telegram](#) [LinkedIn](#)

Authors

Brian Rudick, Senior Strategist [Twitter](#) [Telegram](#)

Required Disclosures

This material is provided by GSR (the "Firm") solely for informational purposes, is intended only for sophisticated, institutional investors and does not constitute an offer or commitment, a solicitation of an offer or commitment, or any advice or recommendation, to enter into or conclude any transaction (whether on the terms shown or otherwise), or to provide investment services in any state or country where such an offer or solicitation or provision would be illegal. The Firm is not and does not act as an advisor or fiduciary in providing this material. GSR is not authorised or regulated in the UK by the Financial Conduct Authority. The protections provided by the UK regulatory system will not be available to you. Specifically, information provided herein is intended for institutional persons only and is not suitable for retail persons in the United Kingdom, and no solicitation or recommendation is being made to you in regards to any products or services.

This material is not a research report, and not subject to any of the independence and disclosure standards applicable to research reports prepared pursuant to FINRA or CFTC research rules. This material is not independent of the Firm's proprietary interests, which may conflict with the interests of any counterparty of the Firm. The Firm trades instruments discussed in this material for its own account, may trade contrary to the views expressed in this material, and may have positions in other related instruments.

Information contained herein is based on sources considered to be reliable, but is not guaranteed to be accurate or complete. Any opinions or estimates expressed herein reflect a judgment made by the author(s) as of the date of publication, and are subject to change without notice. Trading and investing in digital assets involves significant risks including price volatility and illiquidity and may not be suitable for all investors. The Firm is not liable whatsoever for any direct or consequential loss arising from the use of this material. Copyright of this material belongs to GSR. Neither this material nor any copy thereof may be taken, reproduced or redistributed, directly or indirectly, without prior written permission of GSR

Notes & Sources

All options data is based on Deribit and derivatives graphics are from Laevidas. Market returns are based on price returns for the following ETFs: VOO, QQQ, EWU, EWG, EWJ, and EWH. Onchain volumes are not considered and thus certain token volumes may be understated (e.g., stETH).

CoinGecko	Santiment	DefiLlama	CoinMarketCap	Laevidas
L2Beat	Google Finance	TradingView	Deribit	WorldCoinIndex
Cryptorank	Investing.com	NFT Price Floor	CryptoSlate	