

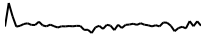









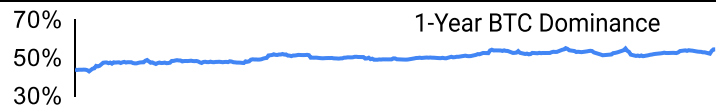
Crypto Leaderboard

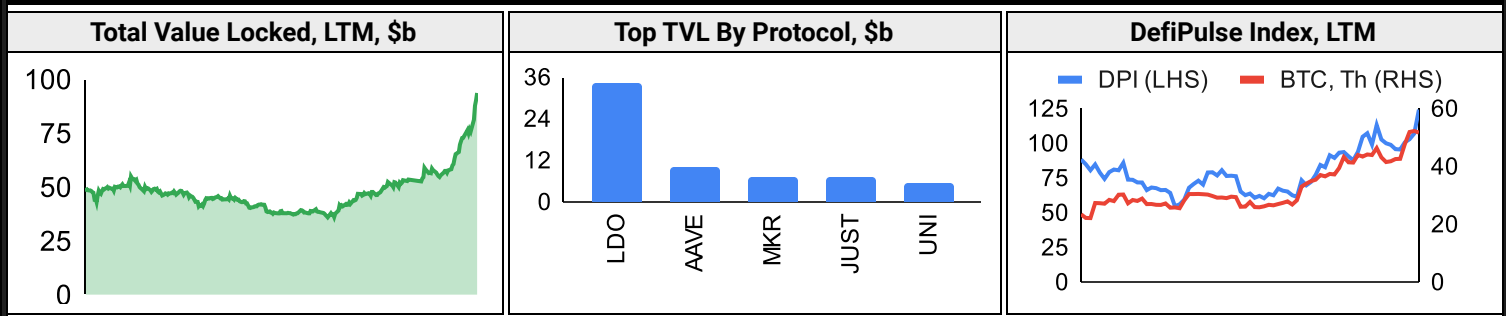
Rank	Name	Ticker	Price	24h	7d	30d	24h Vol \$m	MC \$m	1-Year Chart
1	Bitcoin	BTC	\$62,910	4%	23%	46%	90,663	1,235,613	
2	Ethereum	ETH	\$3,485	4%	17%	49%	42,656	418,698	
3	Tether	USDT	\$1.00	0%	0%	0%	110,340	99,277	
4	BNB	BNB	\$410	-1%	7%	33%	2,608	63,082	
5	Solana	SOL	\$133	18%	31%	31%	8,864	58,865	
6	Lido stETH	STETH	\$3,477	4%	17%	48%	73	34,177	
7	XRP Ledger	XRP	\$0.60	3%	11%	18%	3,709	32,976	
8	USD Coin	USDC	\$1.00	0%	0%	0%	13,265	28,688	
9	Cardano	ADA	\$0.70	10%	19%	35%	1,863	24,500	
10	Dogecoin	DOGE	\$0.13	31%	54%	62%	6,738	18,522	

Top & Bottom Performers - Top 100 Tokens

24h		7 Days		30 Days		90 Days		365 Days	
BONK	43%	PEPE	142%	AR	233%	BONK	477%	BONK	3182%
DOGE	31%	AR	115%	PEPE	190%	STX	295%	KAS	1278%
SHIB	26%	BONK	99%	FET	142%	SEI	266%	INJ	1036%
AR	25%	THETA	54%	FLR	115%	AR	246%	AKT	981%
ORDI	-5%	USDC	0%	OKB	-1%	STRK	-3%	LTC	-15%
CHEEL	-6%	FDUSD	0%	TIA	-1%	RUNE	-5%	MATIC	-16%
THETA	-8%	SUI	-2%	OSMO	-2%	OKB	-9%	STRK	-16%
PEPE	-10%	BGB	-5%	XMR	-12%	XMR	-18%	APE	-61%

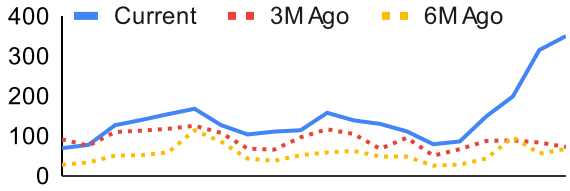
Category Performance

Category	7d	30d	90d	180d	365d	Ecosystem	7d	30d	90d	180d	365d
IoT/Data/Comp.	25%	64%	126%	268%	96%	Polkadot	14%	42%	52%	129%	21%
Meme	45%	54%	48%	95%	0%	Avalanche	20%	41%	63%	158%	64%
Gaming/Entertai	23%	46%	58%	175%	52%	Cosmos	19%	40%	71%	222%	211%
Lending	24%	45%	38%	131%	72%	Polygon	15%	36%	56%	146%	62%
Scaling	21%	39%	125%	244%	55%	Tron	6%	35%	49%	95%	64%
Smart Contract	18%	33%	66%	163%	63%	Solana	21%	35%	53%	191%	139%
Privacy	18%	30%	30%	62%	-22%	Ethereum	22%	34%	36%	112%	36%
Currency	18%	28%	43%	83%	67%	BSC	13%	30%	60%	165%	93%
DEX	21%	27%	36%	156%	54%						
Other DeFi	22%	27%	51%	151%	120%						
CEXs	8%	1%	6%	63%	10%						

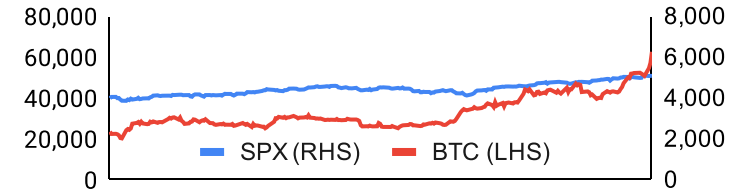
DeFi


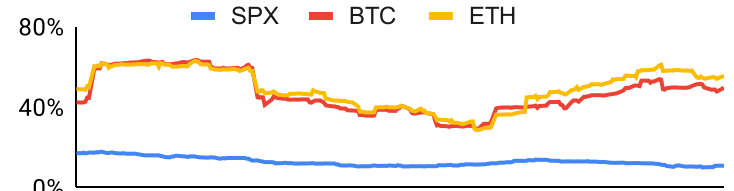
Trading Volume

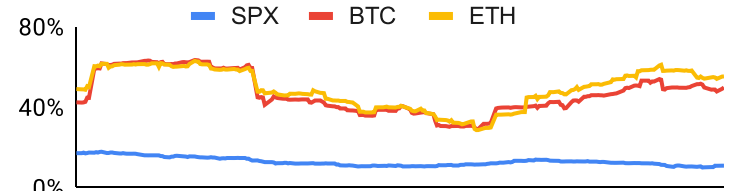
Aggregate Volumes by Product, \$b					Top Derivatives Exchanges, \$m and bps					Top Spot Exchanges, \$m		
Product	1d	7d	30d	O/I	Exchange	1d Vol	O/I	Mkr	Tkr	Exchange	Score	1d Vol
Spot	115	335	1,250	n/a	Binance	160,341	18,351	2.0	4.0	Binance	9.9	52,299
Perpetuals	1,920	3,750	10,220	200	Bybit	57,043	11,936	2.0	5.5	Coinbase	8.2	8,383
Futures	2	4	14	1	OKX	66,306	6,208	2.0	5.0	Bybit	7.8	9,734
Options	7	22	61	n/a	Bitget	28,640	6,258	2.0	6.0	OKX	7.6	8,474

Daily Spot Volume, Top 100 Tokens Last 20d, \$b				Top Volume, 1d, \$m		Top Volume, %20d Avg		Low Volume, %20d Avg	
				USDT	141,949	DOGE	641%	RETH	24%
				BTC	87,705	SHIB	623%	XMR	72%
				ETH	36,645	BONK	489%	TAO	106%
				FDUSD	18,261	AR	463%	IMX	111%
				USDC	12,889	TUSD	451%	BGB	119%

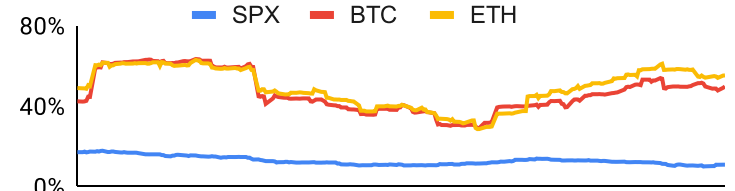
Traditional Finance

Global Equity Markets							SPX vs. BTC, LTM				
	US	USGrwth	UK	Germany	Japan	HK					
1D	0%	-1%	-1%	0%	-1%	-1%					
7D	2%	2%	0%	3%	1%	-2%					
90D	11%	12%	3%	7%	11%	0%					
365D	30%	49%	5%	15%	25%	-17%					

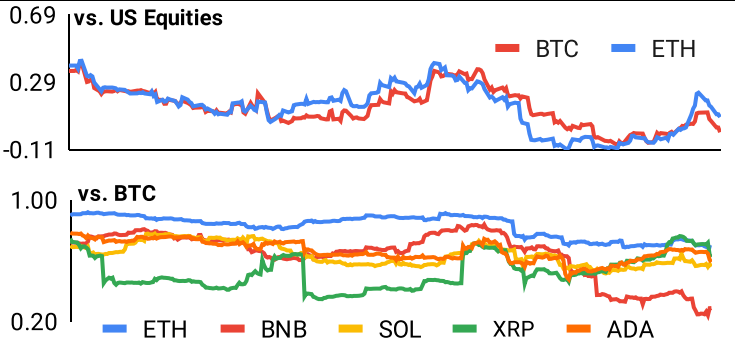
10-Year Treasury Yields							Commodities & FX				
	US	Brazil	UK	Germany	Japan	HK					
Last	4.27%	10.85%	4.23%	2.45%	0.71%	3.80%					
1d Chg	-0.01	0.00	0.04	-0.01	0.00	-0.06					

10-Year Treasury Yields							Commodities & FX				
	US	Brazil	UK	Germany	Japan	HK					
Last	4.27%	10.85%	4.23%	2.45%	0.71%	3.80%					
1d Chg	-0.01	0.00	0.04	-0.01	0.00	-0.06					

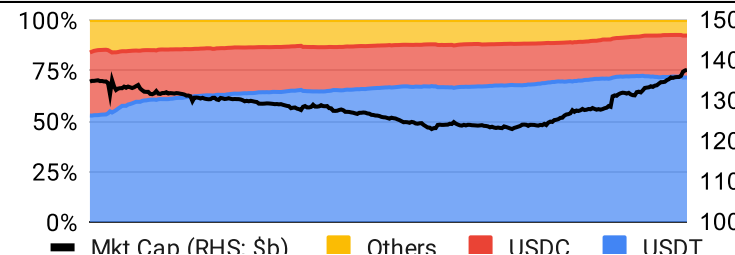
Volatility

Annualized Volatility							Rolling 3M Annualized Volatility, LTM				
	BTC	ETH	BNB	SOL	XRP	ADA					
30D	46%	40%	45%	75%	41%	60%					
90D	49%	52%	50%	96%	46%	89%					
180D	44%	48%	45%	98%	47%	71%					
365D	45%	47%	44%	88%	93%	69%					

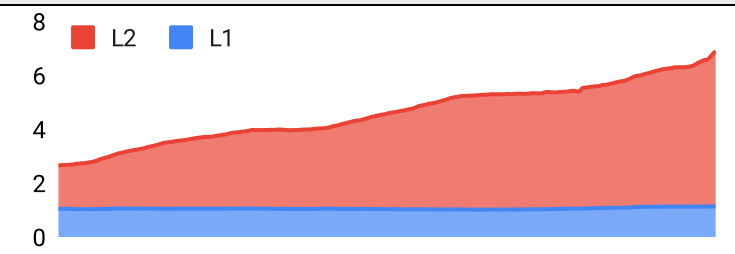
Correlations

Intra-Crypto Correlations, LTM							Rolling 3M Correlations, LTM				
	BTC	ETH	BNB	SOL	XRP	ADA					
BTC											
ETH	0.79										
BNB	0.57	0.57									
SOL	0.61	0.57	0.41								
XRP	0.38	0.46	0.32	0.41							
ADA	0.62	0.65	0.50	0.64	0.63						

Stablecoins

Stablecoin Market Size and Volume, \$m					Stablecoin Dominance (LHS) & Market Cap \$b (RHS), LTM	
Ticker	Price	1d Vol	20d Avg Vol	Market Cap		
USDT	1.00	141,949	60,815	98,444		
USDC	1.00	12,889	6,318	28,655		
DAI	1.00	300	179	5,347		
TUSD	1.00	622	138	1,242		
USDD	1.00	19	14	738		
FRAX	1.00	35	12	648		

Ethereum Mainnet & Layer 2s

Mainnet & Layer 2 Transactions (m/day) and L2 TVL (\$m)					Transactions (m/day), Rolling 90-Day Average, LTM	
Network	1d	30d Avg	TVL	Tech Type		
zkSync Era	1.6	1.4	880	ZKR		
Arbitrum Nova	3.8	1.2	47	Optimium		
Ethereum	1.2	1.1	-	Mainnet		
Arbitrum One	1.0	0.8	14,140	ORU		
Base	0.4	0.4	1,030	ORU		
Linea	1.0	0.4	333	ZKR		
OP Mainnet	0.5	0.3	7,880	ORU		
Starknet	0.2	0.2	1,310	ZKR		
Scroll	0.3	0.2	133	ZKR		
Mantle	0.2	0.2	802	Optimium		

Layer 2 Token Performance & Market Cap (\$m)					
	MATIC	IMX	OP	MNT	ARB
30d Return	31%	68%	26%	60%	8%
Market Cap	9,720	4,700	3,720	3,060	2,550

NFTs and DAOs

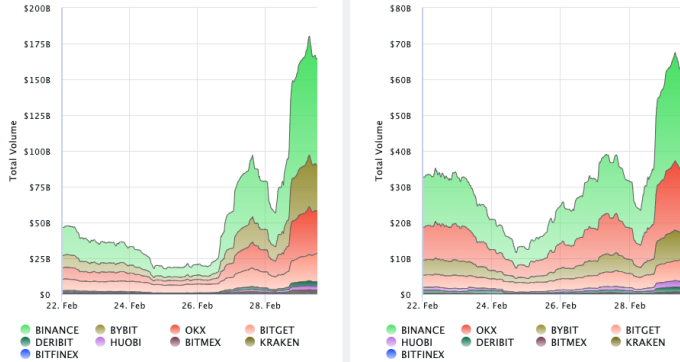
NFT Collection Stats (in ETH)						DAO Treasury Amount (\$m) and Composition					
Collection	Floor	Listings	3M Ret.	3M Vol	Market Cap	DAO	Treasury	Stables	BTC/ETH	Own Tokens	Other
CryptoPunks	57.0	979	0%	31,084	570,000	Arbitrum	6,947	0%	1%	99%	0%
Bored Ape	22.4	479	-22%	107,189	223,740	Uniswap	4,450	0%	0%	100%	0%
Pudgy Penguins	19.2	425	169%	123,318	170,374	Optimism	3,213	0%	0%	100%	0%
Autoglyphs	230.0	4	2%	290	117,760	Mantle	3,126	1%	3%	88%	7%
Mutant Ape	3.9	1,087	-28%	112,709	76,935	ENS	1,688	0%	0%	92%	8%
Squiggle	6.9	234	-23%	2,541	68,859	Ethereum	1,085	0%	100%	0%	0%
Azuki	5.9	610	3%	112,280	59,400	Merit Circle	668	4%	1%	92%	2%
Fidenza	59.0	46	2%	2,296	58,941	Gnosis	660	5%	20%	53%	22%
The Captainz	5.6	89	34%	7,396	55,494	Golem	632	0%	92%	8%	0%
Creepz by OVERLORD	5.5	77	161%	10,207	53,310	Lido	534	0%	27%	73%	0%

Crypto News

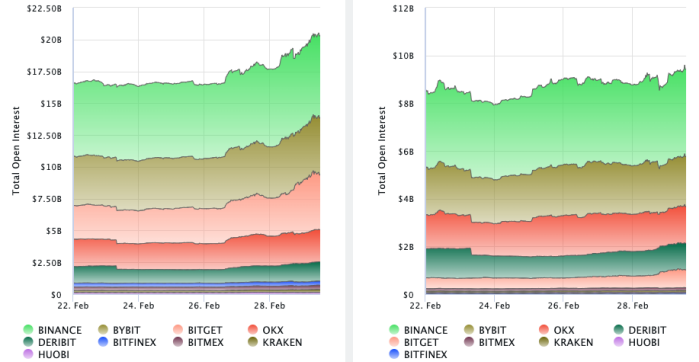
- [Bitcoin Logs Biggest Single-Day Gain Since October. Market-Neutral Bets Yield 3x U.S. Treasury Notes - CoinDesk](#)
- [Bitcoin Suddenly Plummets 7% After Hitting \\$64K, Triggering Over \\$700M Crypto Liquidations - Yahoo Finance](#)
- [Marathon Digital swings to a profit, but its stock falls after earnings - MarketWatch](#)
- [Spot Bitcoin ETF volumes shatter record with massive \\$7.7B traded - Cointelegraph](#)
- [Bitcoin's so high, it crashed Coinbase today - TechCrunch](#)
- [El Salvador Hit \\$60M Bitcoin Holdings. Amid Price Surge - BeInCrypto](#)
- [Marathon Digital unveils platform for developing bitcoin sidechains - Blockworks](#)
- [Bankman-Fried's legal team argues for leniency, citing philanthropy and character - Blockworks](#)
- [Gemini settles with NY regulators, will return \\$1B to Earn customers via Genesis bankruptcy - Blockworks](#)

Crypto Futures

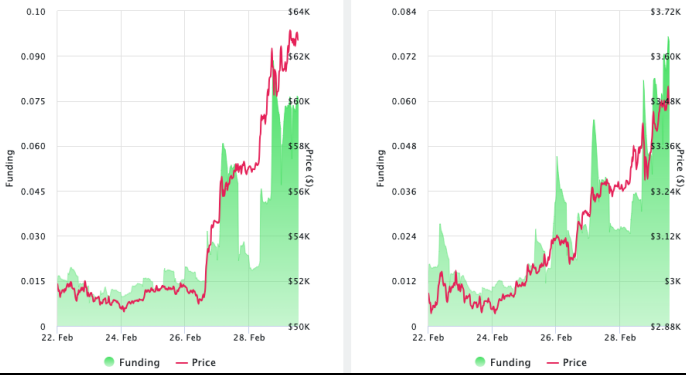
Futures Volume (BTC LHS ; ETH RHS), 1d



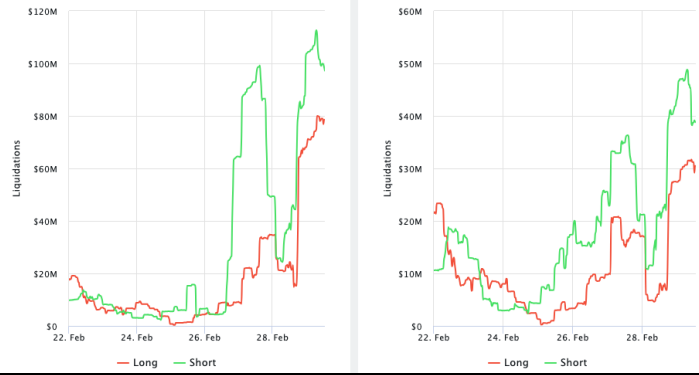
Futures Open Interest (BTC LHS ; ETH RHS)



OI Weighted Funding Rate (BTC LHS ; ETH RHS), 1d

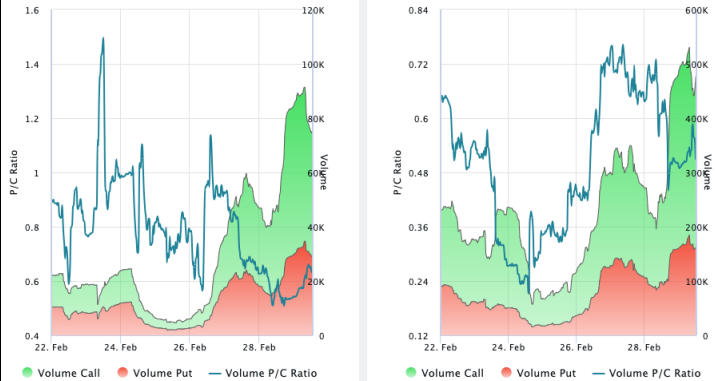


Liquidations (BTC LHS ; ETH RHS), 1d

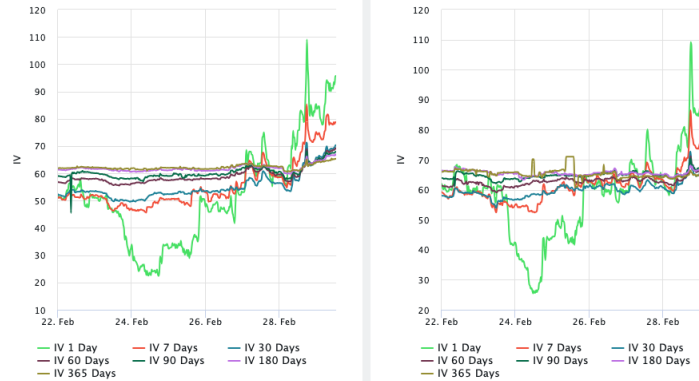


Crypto Options

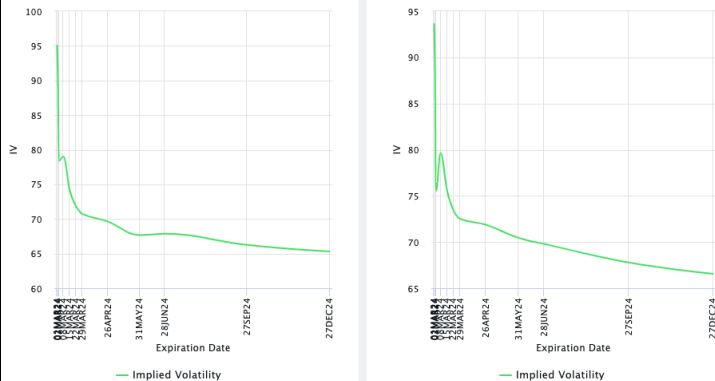
Options Volume & Put/Call Ratio (BTC LHS ; ETH RHS), 1d



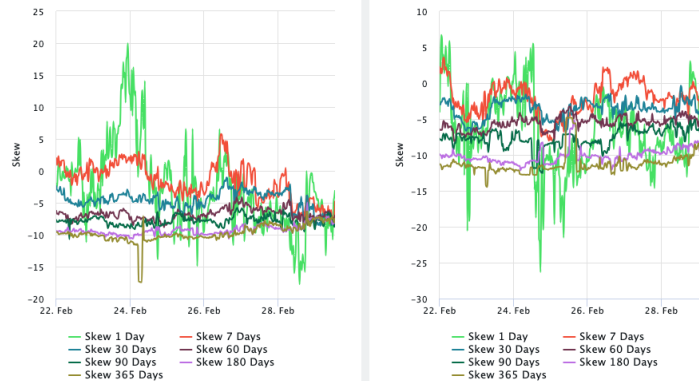
ATM Implied Volatility (BTC LHS ; ETH RHS)



ATM Implied Vol Term Structure (BTC LHS ; ETH RHS)



25 Delta Skew (BTC LHS ; ETH RHS)





February 29, 2024

About GSR

GSR has over a decade of extensive experience in the crypto market, serving as a trusted liquidity provider and active, multi-stage investor. Our suite of services includes OTC Trading, Derivatives, and Market Making. GSR is actively involved in every major sector of the digital asset ecosystem, working with token issuers, institutional investors, miners, and leading trading venues.

For more information or if we can help with anything, please see gsr.io or contact us at gsr@gsr.io.

Follow GSR for more content: [Twitter](#) [Telegram](#) [LinkedIn](#)

Authors

Brian Rudick, Senior Strategist [Twitter](#) [Telegram](#)

Required Disclosures

This material is provided by GSR (the "Firm") solely for informational purposes, is intended only for sophisticated, institutional investors and does not constitute an offer or commitment, a solicitation of an offer or commitment, or any advice or recommendation, to enter into or conclude any transaction (whether on the terms shown or otherwise), or to provide investment services in any state or country where such an offer or solicitation or provision would be illegal. The Firm is not and does not act as an advisor or fiduciary in providing this material. GSR is not authorised or regulated in the UK by the Financial Conduct Authority. The protections provided by the UK regulatory system will not be available to you. Specifically, information provided herein is intended for institutional persons only and is not suitable for retail persons in the United Kingdom, and no solicitation or recommendation is being made to you in regards to any products or services.

This material is not a research report, and not subject to any of the independence and disclosure standards applicable to research reports prepared pursuant to FINRA or CFTC research rules. This material is not independent of the Firm's proprietary interests, which may conflict with the interests of any counterparty of the Firm. The Firm trades instruments discussed in this material for its own account, may trade contrary to the views expressed in this material, and may have positions in other related instruments.

Information contained herein is based on sources considered to be reliable, but is not guaranteed to be accurate or complete. Any opinions or estimates expressed herein reflect a judgment made by the author(s) as of the date of publication, and are subject to change without notice. Trading and investing in digital assets involves significant risks including price volatility and illiquidity and may not be suitable for all investors. The Firm is not liable whatsoever for any direct or consequential loss arising from the use of this material. Copyright of this material belongs to GSR. Neither this material nor any copy thereof may be taken, reproduced or redistributed, directly or indirectly, without prior written permission of GSR

Notes & Sources

All options data is based on Deribit and derivatives graphics are from Laevidas. Market returns are based on price returns for the following ETFs: VOO, QQQ, EWU, EWG, EWJ, and EWH. Onchain volumes are not considered and thus certain token volumes may be understated (e.g., stETH).

CoinGecko	Santiment	DefiLlama	CoinMarketCap	Laevidas
L2Beat	Google Finance	TradingView	Deribit	WorldCoinIndex
Cryptorank	Investing.com	NFT Price Floor	CryptoSlate	