




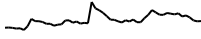






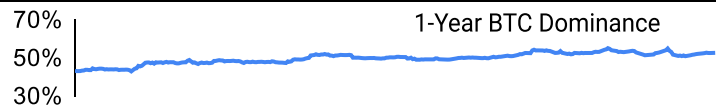
Crypto Leaderboard

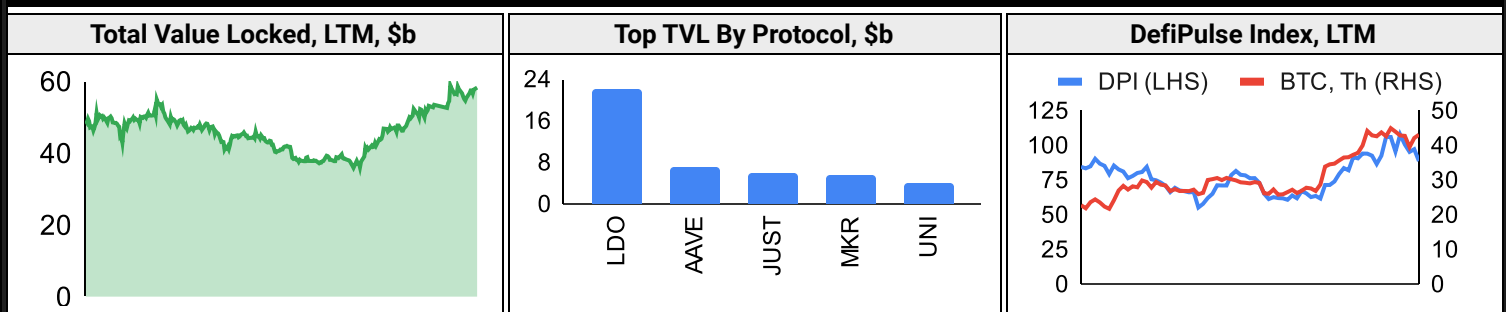
Rank	Name	Ticker	Price	24h	7d	30d	24h Vol \$m	MC \$m	1-Year Chart
1	Bitcoin	BTC	\$43,421	1%	0%	-1%	13,289	851,886	
2	Ethereum	ETH	\$2,330	1%	1%	4%	7,414	280,126	
3	Tether	USDT	\$1.00	0%	0%	0%	23,993	96,267	
4	BNB	BNB	\$303	1%	-2%	-2%	880	46,623	
5	Solana	SOL	\$98.3	1%	-3%	5%	1,639	42,848	
6	XRP Ledger	XRP	\$0.51	-1%	-5%	-11%	685	27,634	
7	USD Coin	USDC	\$1.00	0%	0%	0%	3,794	27,125	
8	Lido stETH	STETH	\$2,332	1%	2%	4%	10	22,089	
9	Cardano	ADA	\$0.50	0%	-4%	-4%	264	17,695	
10	Avalanche	AVAX	\$35.8	0%	-1%	3%	446	13,145	

Top & Bottom Performers - Top 100 Tokens

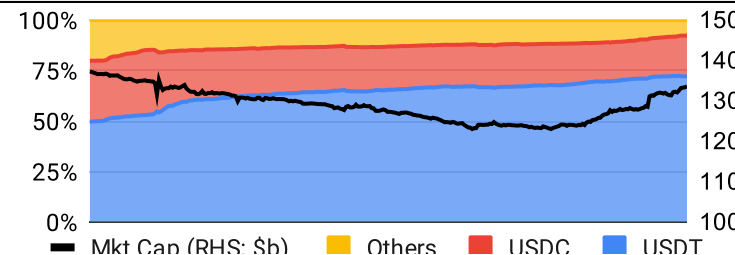
24h		7 Days		30 Days		90 Days		365 Days	
SUI	9%	FLR	41%	SUI	97%	TIA	665%	KAS	1443%
LINK	7%	LINK	30%	TAO	84%	SEI	423%	INJ	822%
FXS	7%	RON	17%	FLR	76%	RON	405%	STX	404%
TKX	6%	TAO	12%	RON	65%	HNT	325%	SOL	318%
RON	-6%	BLUR	-10%	FIL	-15%	AAVE	-12%	MANA	-40%
CFX	-6%	INJ	-11%	INJ	-17%	XLM	-13%	SAND	-41%
RNDR	-7%	LDO	-12%	NEAR	-20%	TON	-19%	APT	-42%
JUP	-12%	CFX	-14%	BTT	-25%	XRP	-26%	APE	-76%

Category Performance

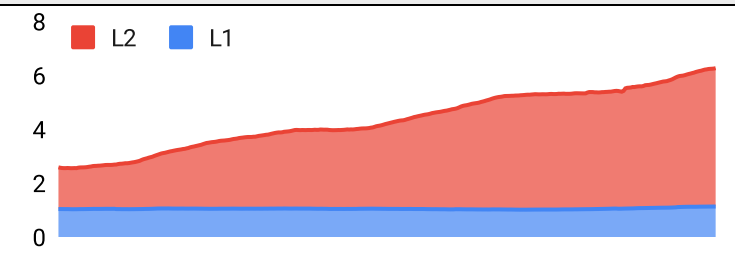
Category	7d	30d	90d	180d	365d	Ecosystem	7d	30d	90d	180d	365d
IoT/Data/Comp.	-3%	7%	69%	97%	40%	Avalanche	-2%	7%	36%	41%	30%
Other DeFi	-8%	0%	33%	62%	87%	Ethereum	0%	2%	19%	31%	26%
Smart Contract	-3%	-3%	44%	65%	25%	Tron	1%	2%	9%	40%	37%
Lending	-4%	-4%	7%	35%	24%	Polygon	-4%	0%	20%	48%	26%
Currency	-3%	-5%	9%	18%	29%	Polkadot	-2%	-7%	20%	36%	-4%
CEXs	-7%	-6%	22%	27%	-2%	Cosmos	-4%	-11%	55%	117%	119%
Scaling	-6%	-6%	85%	85%	9%	Solana	7%	-11%	45%	81%	85%
Meme	-3%	-7%	-3%	4%	-35%	BSC	-6%	-11%	25%	69%	49%
Privacy	-5%	-8%	-3%	-2%	-39%						
Gaming/Entertai	-6%	-8%	25%	54%	-10%						
DEX	-5%	-10%	37%	69%	28%						

DeFi


Stablecoins

Stablecoin Market Size and Volume, \$m					Stablecoin Dominance (LHS) & Market Cap \$b (RHS), LTM	
Ticker	Price	1d Vol	20d Avg Vol	Market Cap		
USDT	1.00	27,780	35,344	96,160		
USDC	1.00	3,827	4,797	27,154		
DAI	1.00	90	174	5,347		
TUSD	0.99	69	123	1,468		
USDD	0.99	12	13	721		
FRAX	1.00	10	10	648		

Ethereum Mainnet & Layer 2s

Mainnet & Layer 2 Transactions (m/day) and L2 TVL (\$m)					Transactions (m/day), Rolling 90-Day Average, LTM	
Network	1d	30d Avg	TVL	Tech Type		
zkSync Era	1.4	1.4	492	ZKR		
Ethereum	1.0	1.2	-	Mainnet		
Arbitrum One	0.6	0.9	10,820	ORU		
Mantle	0.2	0.4	302	Optimium		
OP Mainnet	0.3	0.4	5,360	ORU		
Arbitrum Nova	0.4	0.3	30	Optimium		
Base	0.5	0.3	743	ORU		
Linea	0.2	0.2	175	ZKR		
Immutable X	0.3	0.2	212	App-specific Validium		
ApeX	0.2	0.2	85	App-specific Validium		

Layer 2 Token Performance & Market Cap (\$m)					
	MATIC	IMX	OP	ARB	MNT
30d Return	-4%	16%	-4%	0%	1%
Market Cap	7,350	3,070	2,950	2,260	1,880

NFTs and DAOs

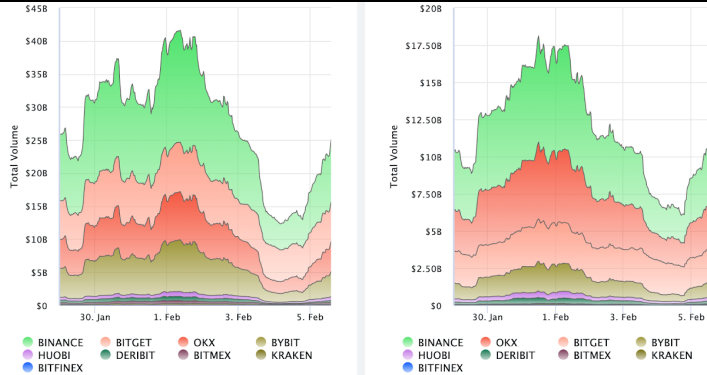
NFT Collection Stats (in ETH)						DAO Treasury Amount (\$m) and Composition					
Collection	Floor	Listings	3M Ret.	3M Vol	Market Cap	DAO	Treasury	Stables	BTC/ETH	Own Tokens	Other
CryptoPunks	59.9	940	22%	39,533	598,900	Arbitrum	6,250	0%	0%	100%	0%
Bored Ape	24.5	337	-12%	144,078	244,890	Optimism	2,545	0%	0%	100%	0%
Pudgy Penguins	16.2	376	227%	106,753	143,897	Uniswap	2,443	0%	0%	100%	0%
Autoglyphs	250.0	5	47%	290	128,000	Mantle	2,204	5%	3%	79%	13%
Mutant Ape	4.3	802	-19%	114,723	84,301	ENS	1,363	0%	0%	92%	8%
Squiggle	7.7	238	-12%	2,699	76,454	Ethereum	724	0%	100%	0%	0%
Azuki	6.7	609	32%	114,423	67,250	Golem	415	0%	93%	7%	0%
Fidenza	66.7	45	26%	2,598	66,623	Lido	400	0%	24%	76%	0%
The Captainz	4.3	108	18%	12,247	42,946	Gnosis	364	9%	26%	47%	18%
Mocaverse	4.5	115	181%	4,581	39,996	Frax	251	0%	0%	99%	1%

Crypto News

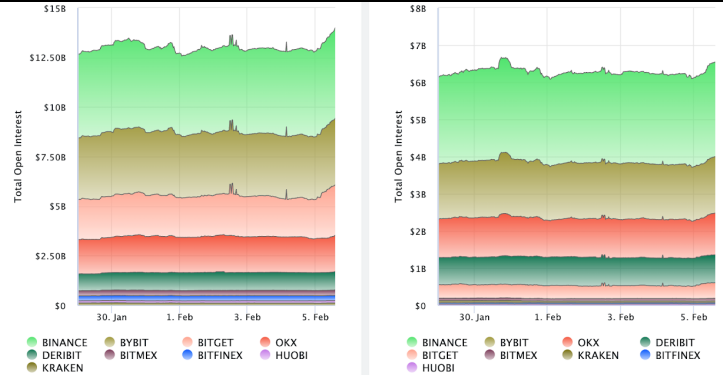
- [Former Terraform Labs CFO Han Chang-joon Extradited to South Korea by Montenegro - CoinDesk](#)
- [Apple's 'Vision Pro' Set to Get First Crypto-Focused Metaverse App From Victoria VR - CoinDesk](#)
- [Bitcoin ETF Provider Valkyrie Adds BitGo as Second Custodian in Risk Mitigation Move - CoinDesk](#)
- [Fed's Powell says US on 'unsustainable fiscal path' as debt burden grows - Cointelegraph](#)
- [Employee loses \\$25M of firm's funds after call with deepfake colleagues - Cointelegraph](#)
- [Farcaster sees 400% increase in daily active users amid 'frames' frenzy - Cointelegraph](#)
- [El Salvador: Initial polls show Nayib Bukele to win reelection - Cointelegraph](#)
- [Judge rejects Ryder Ripps' counterclaims against Yuga Labs, orders \\$9M payout - Cointelegraph](#)
- [GBTC drops BTC stake by 21%, Celsius exits bankruptcy, and more: Hodler's Digest, Jan. 28 – Feb. 3 - Cointelegraph](#)

Crypto Futures

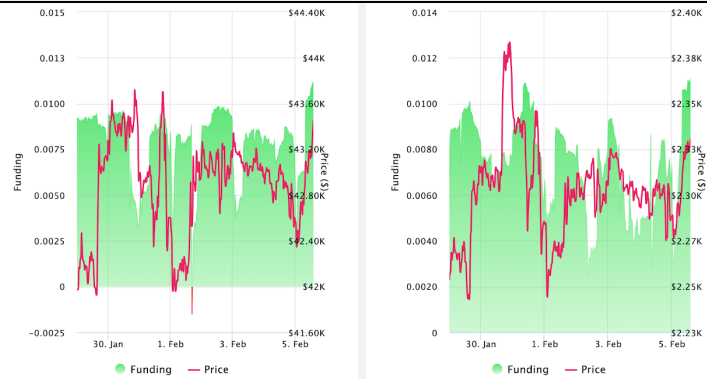
Futures Volume (BTC LHS ; ETH RHS), 1d



Futures Open Interest (BTC LHS ; ETH RHS)



OI Weighted Funding Rate (BTC LHS ; ETH RHS), 1d

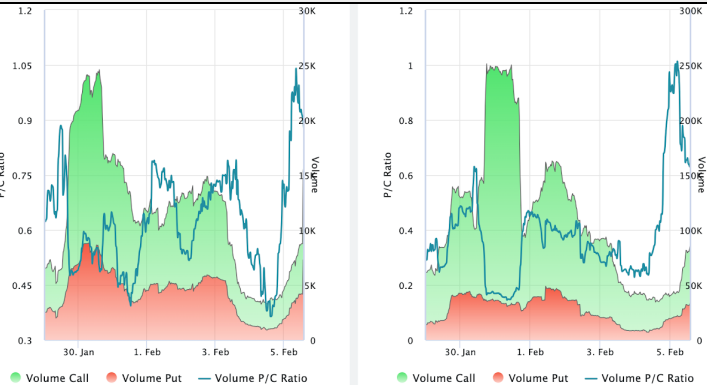


Liquidations (BTC LHS ; ETH RHS), 1d

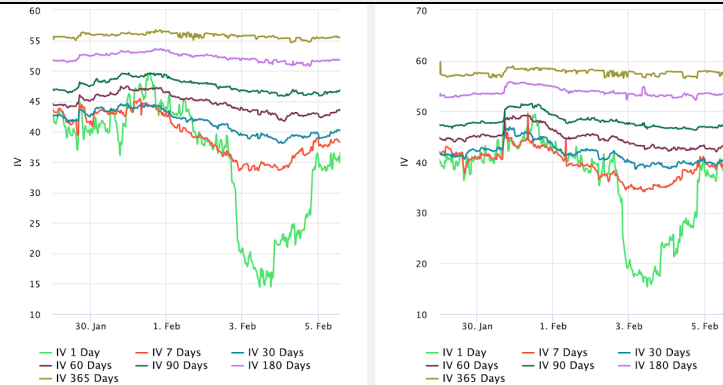


Crypto Options

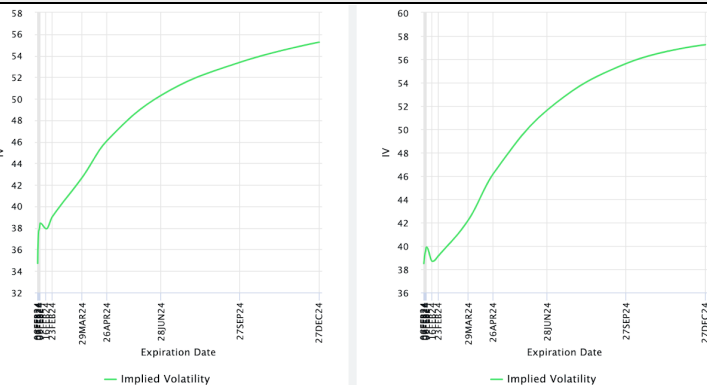
Options Volume & Put/Call Ratio (BTC LHS ; ETH RHS), 1d



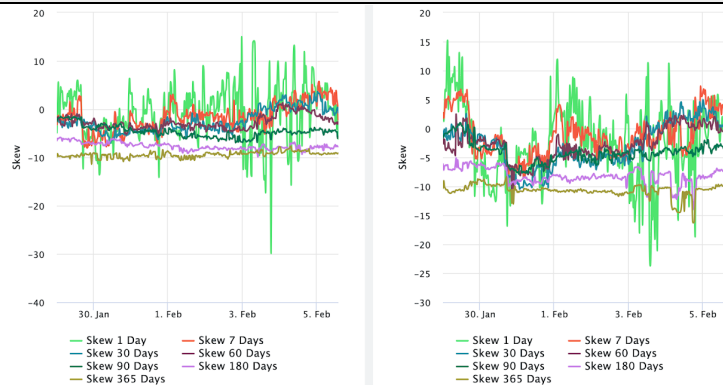
ATM Implied Volatility (BTC LHS ; ETH RHS)



ATM Implied Vol Term Structure (BTC LHS ; ETH RHS)



25 Delta Skew (BTC LHS ; ETH RHS)





February 5, 2024

About GSR

GSR has over a decade of extensive experience in the crypto market, serving as a trusted liquidity provider and active, multi-stage investor. Our suite of services includes OTC Trading, Derivatives, and Market Making. GSR is actively involved in every major sector of the digital asset ecosystem, working with token issuers, institutional investors, miners, and leading trading venues.

For more information or if we can help with anything, please see gsr.io or contact us at gsr@gsr.io.

Follow GSR for more content: [Twitter](#) [Telegram](#) [LinkedIn](#)

Authors

Matt Kunke, Research Analyst [Twitter](#) [Telegram](#) [LinkedIn](#)
Brian Rudick, Senior Strategist [Twitter](#) [Telegram](#) [LinkedIn](#)

Required Disclosures

This material is provided by GSR (the "Firm") solely for informational purposes, is intended only for sophisticated, institutional investors and does not constitute an offer or commitment, a solicitation of an offer or commitment, or any advice or recommendation, to enter into or conclude any transaction (whether on the terms shown or otherwise), or to provide investment services in any state or country where such an offer or solicitation or provision would be illegal. The Firm is not and does not act as an advisor or fiduciary in providing this material. GSR is not authorised or regulated in the UK by the Financial Conduct Authority. The protections provided by the UK regulatory system will not be available to you. Specifically, information provided herein is intended for institutional persons only and is not suitable for retail persons in the United Kingdom, and no solicitation or recommendation is being made to you in regards to any products or services.

This material is not a research report, and not subject to any of the independence and disclosure standards applicable to research reports prepared pursuant to FINRA or CFTC research rules. This material is not independent of the Firm's proprietary interests, which may conflict with the interests of any counterparty of the Firm. The Firm trades instruments discussed in this material for its own account, may trade contrary to the views expressed in this material, and may have positions in other related instruments.

Information contained herein is based on sources considered to be reliable, but is not guaranteed to be accurate or complete. Any opinions or estimates expressed herein reflect a judgment made by the author(s) as of the date of publication, and are subject to change without notice. Trading and investing in digital assets involves significant risks including price volatility and illiquidity and may not be suitable for all investors. The Firm is not liable whatsoever for any direct or consequential loss arising from the use of this material. Copyright of this material belongs to GSR. Neither this material nor any copy thereof may be taken, reproduced or redistributed, directly or indirectly, without prior written permission of GSR

Notes & Sources

All options data is based on Deribit and derivatives graphics are from Laevidas. Market returns are based on price returns for the following ETFs: VOO, QQQ, EWU, EWG, EWJ, and EWH. Onchain volumes are not considered and thus certain token volumes may be understated (e.g., stETH).

CoinGecko	Santiment	DefiLlama	CoinMarketCap	Laevidas
L2Beat	Google Finance	TradingView	Deribit	WorldCoinIndex
Cryptorank	Investing.com	NFT Price Floor	CryptoSlate	