





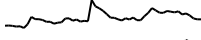





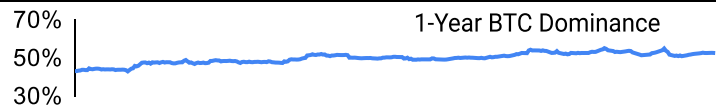
Crypto Leaderboard

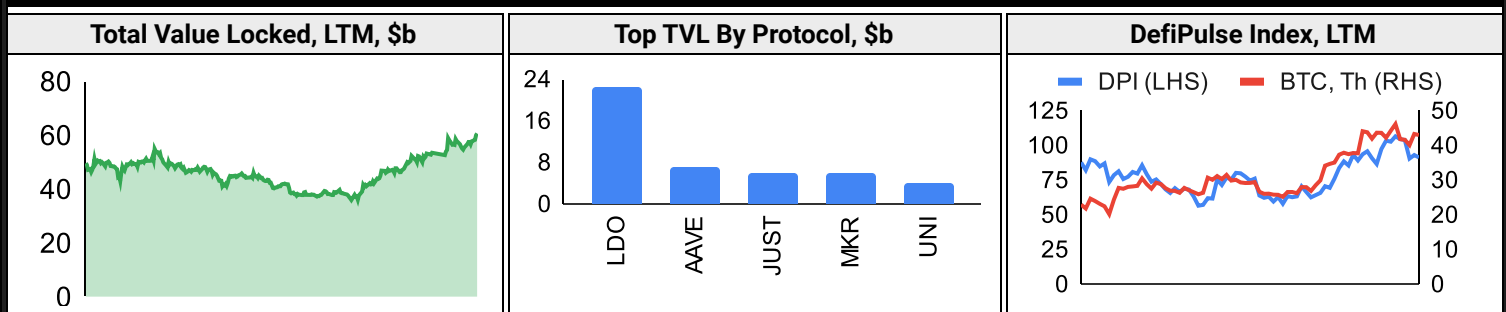
Rank	Name	Ticker	Price	24h	7d	30d	24h Vol \$m	MC \$m	1-Year Chart
1	Bitcoin	BTC	\$43,115	1%	1%	-8%	15,550	845,962	
2	Ethereum	ETH	\$2,372	2%	4%	2%	8,836	285,097	
3	Tether	USDT	\$1.00	0%	0%	0%	26,617	96,267	
4	BNB	BNB	\$303	0%	1%	-1%	431	46,614	
5	Solana	SOL	\$95.4	2%	-2%	-2%	1,563	41,684	
6	USD Coin	USDC	\$1.00	0%	0%	0%	4,858	27,399	
7	XRP Ledger	XRP	\$0.50	1%	0%	-13%	850	27,364	
8	Lido stETH	STETH	\$2,370	2%	4%	2%	28	22,538	
9	Cardano	ADA	\$0.48	-3%	-3%	-11%	420	16,920	
10	Avalanche	AVAX	\$34.3	1%	4%	-5%	357	12,639	

Top & Bottom Performers - Top 100 Tokens

24h		7 Days		30 Days		90 Days		365 Days	
JUP	379%	FLR	21%	TAO	88%	TIA	616%	KAS	1374%
DYM	58%	LINK	19%	SUI	77%	SEI	378%	INJ	674%
KAS	9%	OP	14%	FLR	60%	HNT	292%	STX	382%
CFX	9%	IMX	14%	RON	38%	TAO	271%	SOL	300%
HNT	-3%	HNT	-8%	BSV	-23%	AAVE	-18%	MANA	-47%
TAO	-3%	SEI	-9%	INJ	-24%	OKB	-22%	SAND	-52%
STX	-6%	RON	-10%	STX	-26%	XRP	-25%	GALA	-61%
RON	-6%	XMR	-22%	BTT	-27%	XMR	-25%	APE	-77%

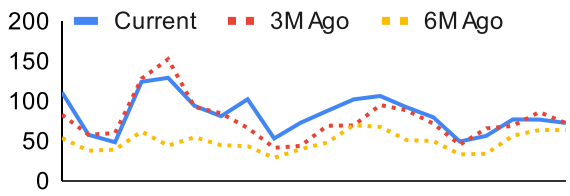
Category Performance

Category	7d	30d	90d	180d	365d	Ecosystem	7d	30d	90d	180d	365d
IoT/Data/Comp.	1%	4%	56%	94%	25%	Tron	8%	8%	12%	46%	37%
Other DeFi	0%	2%	23%	65%	65%	Avalanche	3%	8%	32%	43%	20%
Smart Contract	1%	-6%	38%	63%	19%	Polygon	2%	0%	18%	49%	13%
Lending	0%	-6%	-1%	34%	11%	Ethereum	2%	0%	9%	30%	14%
Scaling	3%	-6%	77%	95%	9%	Polkadot	3%	-7%	19%	37%	-9%
Currency	0%	-9%	9%	19%	26%	Cosmos	0%	-11%	53%	108%	89%
Meme	0%	-9%	-8%	2%	-39%	BSC	-1%	-11%	26%	69%	34%
DEX	0%	-9%	25%	66%	12%	Solana	4%	-16%	33%	67%	53%
CEXs	-5%	-9%	4%	25%	-6%						
Gaming/Entertai	-1%	-10%	17%	49%	-18%						
Privacy	-6%	-13%	-10%	-7%	-45%						

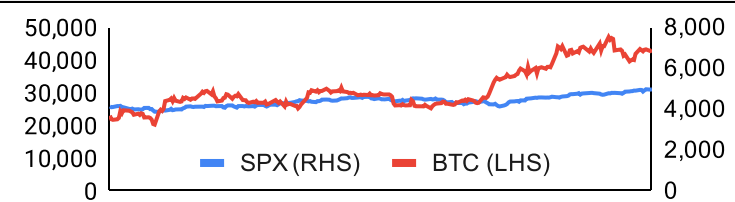
DeFi


Trading Volume

Aggregate Volumes by Product, \$b					Top Derivatives Exchanges, \$m and bps					Top Spot Exchanges, \$m		
Product	1d	7d	30d	O/I	Exchange	1d Vol	O/I	Mkr	Tkr	Exchange	Score	1d Vol
Spot	20	162	884	n/a	Binance	27,952	12,488	2.0	4.0	Binance	9.9	10,112
Perpetuals	98	1,480	6,220	179	Bybit	8,822	8,057	2.0	5.5	Coinbase	8.4	1,429
Futures	0	2	12	1	OKX	10,189	4,406	2.0	5.0	Kraken	8.2	805
Options	1	5	41	n/a	KuCoin	758	1,541	2.0	6.0	KuCoin	7.5	750

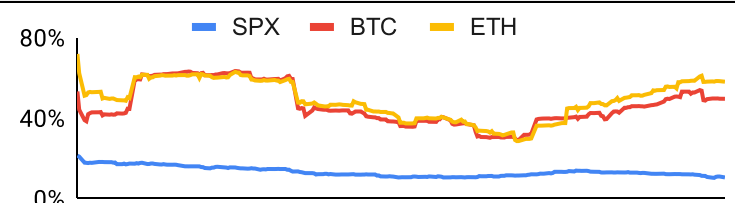
Daily Spot Volume, Top 100 Tokens Last 20d, \$b		Top Volume, 1d, \$m		Top Volume, %20d Avg		Low Volume, %20d Avg	
		USDT	30,070	XMR	353%	KAVA	29%
		BTC	15,668	HBAR	255%	OKB	30%
		ETH	8,537	RON	192%	CHZ	40%
		USDC	4,588	OP	156%	ASTR	43%
		FDUSD	3,646	KAS	154%	BLUR	44%

Traditional Finance

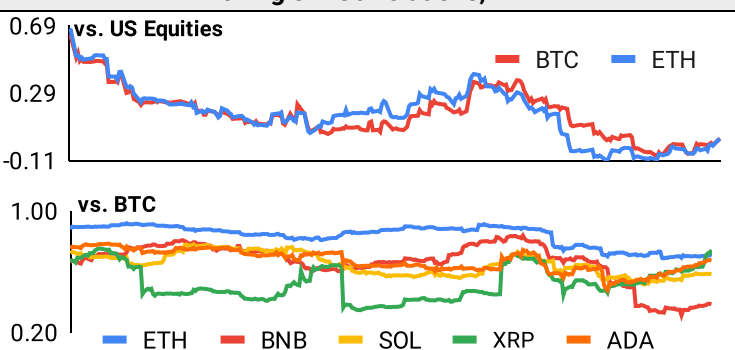
Global Equity Markets							SPX vs. BTC, LTM	
	US	USGrwth	UK	Germany	Japan	HK		
1D	0%	0%	1%	1%	0%	3%		
7D	1%	1%	0%	0%	0%	2%		
90D	14%	15%	7%	12%	13%	-3%		
365D	22%	42%	7%	7%	17%	-22%		

10-Year Treasury Yields							Commodities & FX					
	US	Brazil	UK	Germany	Japan	HK	Last	WTI	Gas	Gold	USD/EUR	USD/JPY
Last	4.12%	10.56%	4.02%	2.30%	0.72%	3.59%	Last	73.8	2.04	2,052	0.93	148.2
1d Chg	0.02	-0.01	0.14	0.07	0.01	-0.06	1d % Chg	0.6%	1.4%	0.0%	-0.1%	0.2%

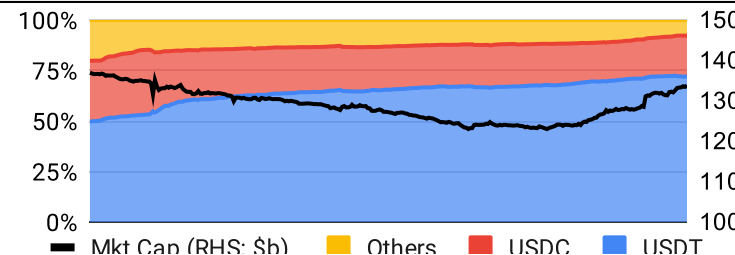
Volatility

Annualized Volatility							Rolling 3M Annualized Volatility, LTM			
	BTC	ETH	BNB	SOL	XRP	ADA				
30D	43%	55%	40%	73%	43%	70%				
90D	47%	52%	53%	116%	48%	89%				
180D	43%	48%	43%	98%	50%	69%				
365D	44%	47%	44%	89%	93%	69%				

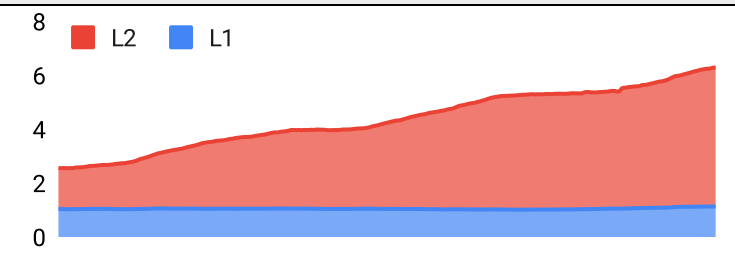
Correlations

Intra-Crypto Correlations, LTM							Rolling 3M Correlations, LTM				
	BTC	ETH	BNB	SOL	XRP	ADA					
BTC											
ETH	0.81										
BNB	0.60	0.60									
SOL	0.63	0.59	0.46								
XRP	0.40	0.47	0.34	0.42							
ADA	0.66	0.68	0.54	0.65	0.63						

Stablecoins

Stablecoin Market Size and Volume, \$m					Stablecoin Dominance (LHS) & Market Cap \$b (RHS), LTM	
Ticker	Price	1d Vol	20d Avg Vol	Market Cap		
USDT	1.00	30,070	34,236	96,126		
USDC	1.00	4,588	4,714	27,341		
DAI	1.00	158	170	5,349		
TUSD	0.98	67	98	1,463		
USDD	1.00	15	12	722		
FRAX	1.00	13	10	648		

Ethereum Mainnet & Layer 2s

Mainnet & Layer 2 Transactions (m/day) and L2 TVL (\$m)					Transactions (m/day), Rolling 90-Day Average, LTM	
Network	1d	30d Avg	TVL	Tech Type		
zkSync Era	1.2	1.4	477	ZKR		
Ethereum	1.1	1.2	-	Mainnet		
Arbitrum One	0.7	0.9	10,910	ORU		
Mantle	0.2	0.4	306	Optimium		
OP Mainnet	0.3	0.4	5,580	ORU		
Arbitrum Nova	0.3	0.3	31	Optimium		
Base	0.4	0.3	759	ORU		
Immutable X	0.2	0.2	210	App-specific Validium		
ApeX	0.2	0.2	84	App-specific Validium		
Linea	0.1	0.2	177	ZKR		

Layer 2 Token Performance & Market Cap (\$m)					
	MATIC	OP	IMX	ARB	MNT
30d Return	0%	3%	16%	5%	-1%
Market Cap	7,400	3,180	2,990	2,340	1,880

NFTs and DAOs

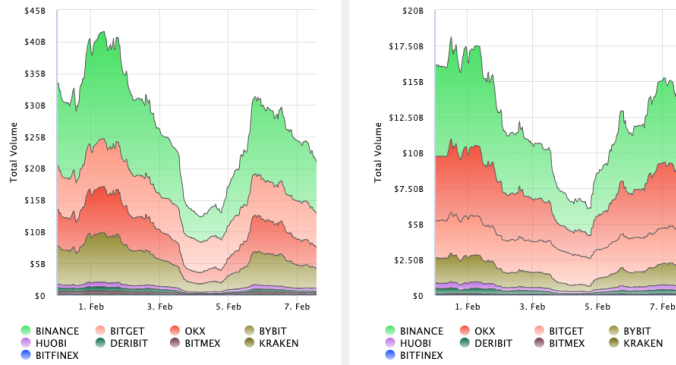
NFT Collection Stats (in ETH)						DAO Treasury Amount (\$m) and Composition					
Collection	Floor	Listings	3M Ret.	3M Vol	Market Cap	DAO	Treasury	Stables	BTC/ETH	Own Tokens	Other
CryptoPunks	58.0	949	12%	37,731	580,000	Arbitrum	6,497	0%	0%	100%	0%
Bored Ape	24.4	335	-21%	137,639	243,968	Optimism	2,652	0%	0%	100%	0%
Pudgy Penguins	15.2	396	198%	106,989	135,542	Uniswap	2,531	0%	0%	100%	0%
Autoglyphs	250.0	4	-16%	290	128,000	Mantle	2,221	5%	3%	79%	13%
Mutant Ape	4.3	839	-25%	114,412	83,521	ENS	1,550	0%	0%	93%	7%
Squiggle	7.7	233	-18%	2,655	76,454	Ethereum	739	0%	100%	0%	0%
Fidenza	66.7	44	26%	2,598	66,623	Golem	421	0%	93%	7%	0%
Azuki	6.5	597	11%	113,392	65,350	Lido	407	0%	24%	76%	0%
The Captainz	4.3	110	19%	11,767	42,896	Gnosis	379	8%	25%	49%	18%
Mocaverse	4.3	114	170%	4,288	38,207	Merit Circle	362	8%	2%	88%	2%

Crypto News

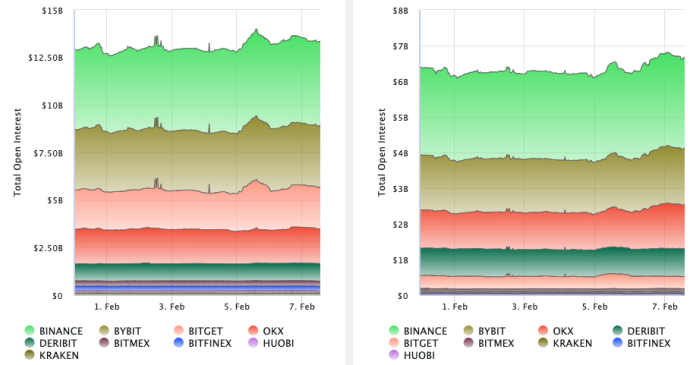
- [MicroStrategy acquired 850 bitcoin for \\$37.2 million in January - The Block](#)
- [BlackRock's Bitcoin ETF reaches top 0.2% of all ETFs so far this year - Cointelegraph](#)
- [Bitcoin inscriptions surpass 60 million with majority text-based - CryptoSlate](#)
- [Bitcoin miner CleanSpark set to double hash rate as halving approaches - Cointelegraph](#)
- [Solana network down: Validators act to restore service - Cointelegraph](#)
- [EigenLayer TVL soars after deposit cap removed - Blockworks](#)
- [Treasury Secretary Yellen asks Congress for oversight of spot crypto markets - Blockworks](#)
- [Dymension fails to reach consensus because of bad validator set - Blockworks](#)
- [Robinhood grows self-custody wallet integrations with MetaMask partnership - Blockworks](#)

Crypto Futures

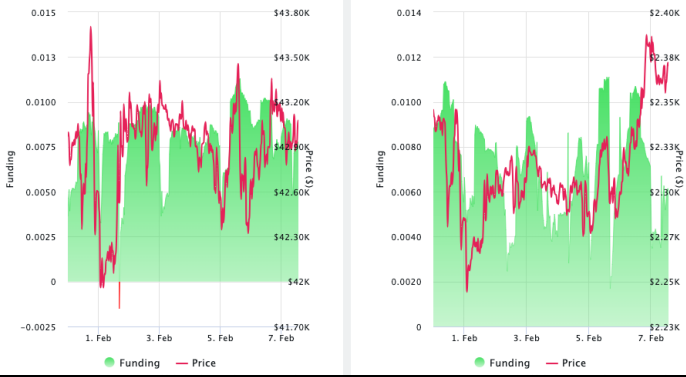
Futures Volume (BTC LHS ; ETH RHS), 1d



Futures Open Interest (BTC LHS ; ETH RHS)



OI Weighted Funding Rate (BTC LHS ; ETH RHS), 1d

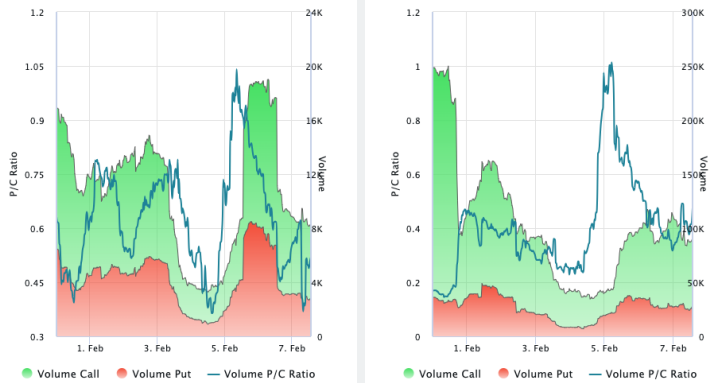


Liquidations (BTC LHS ; ETH RHS), 1d

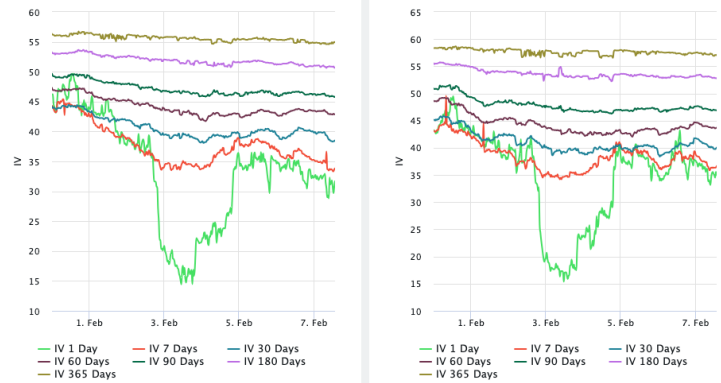


Crypto Options

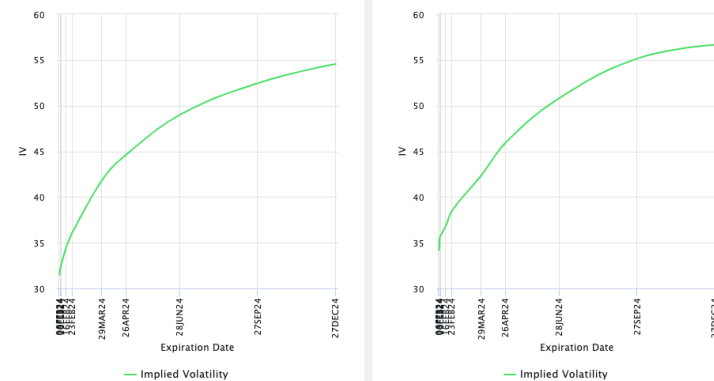
Options Volume & Put/Call Ratio (BTC LHS ; ETH RHS), 1d



ATM Implied Volatility (BTC LHS ; ETH RHS)



ATM Implied Vol Term Structure (BTC LHS ; ETH RHS)



25 Delta Skew (BTC LHS ; ETH RHS)





February 7, 2024

About GSR

GSR has over a decade of extensive experience in the crypto market, serving as a trusted liquidity provider and active, multi-stage investor. Our suite of services includes OTC Trading, Derivatives, and Market Making. GSR is actively involved in every major sector of the digital asset ecosystem, working with token issuers, institutional investors, miners, and leading trading venues.

For more information or if we can help with anything, please see gsr.io or contact us at gsr@gsr.io.

Follow GSR for more content: [Twitter](#) [Telegram](#) [LinkedIn](#)

Authors

Brian Rudick, Senior Strategist [Twitter](#) [Telegram](#) [LinkedIn](#)

Required Disclosures

This material is provided by GSR (the "Firm") solely for informational purposes, is intended only for sophisticated, institutional investors and does not constitute an offer or commitment, a solicitation of an offer or commitment, or any advice or recommendation, to enter into or conclude any transaction (whether on the terms shown or otherwise), or to provide investment services in any state or country where such an offer or solicitation or provision would be illegal. The Firm is not and does not act as an advisor or fiduciary in providing this material. GSR is not authorised or regulated in the UK by the Financial Conduct Authority. The protections provided by the UK regulatory system will not be available to you. Specifically, information provided herein is intended for institutional persons only and is not suitable for retail persons in the United Kingdom, and no solicitation or recommendation is being made to you in regards to any products or services.

This material is not a research report, and not subject to any of the independence and disclosure standards applicable to research reports prepared pursuant to FINRA or CFTC research rules. This material is not independent of the Firm's proprietary interests, which may conflict with the interests of any counterparty of the Firm. The Firm trades instruments discussed in this material for its own account, may trade contrary to the views expressed in this material, and may have positions in other related instruments.

Information contained herein is based on sources considered to be reliable, but is not guaranteed to be accurate or complete. Any opinions or estimates expressed herein reflect a judgment made by the author(s) as of the date of publication, and are subject to change without notice. Trading and investing in digital assets involves significant risks including price volatility and illiquidity and may not be suitable for all investors. The Firm is not liable whatsoever for any direct or consequential loss arising from the use of this material. Copyright of this material belongs to GSR. Neither this material nor any copy thereof may be taken, reproduced or redistributed, directly or indirectly, without prior written permission of GSR

Notes & Sources

All options data is based on Deribit and derivatives graphics are from Laevidas. Market returns are based on price returns for the following ETFs: VOO, QQQ, EWU, EWG, EWJ, and EWH. Onchain volumes are not considered and thus certain token volumes may be understated (e.g., stETH).

CoinGecko	Santiment	DefiLlama	CoinMarketCap	Laevidas
L2Beat	Google Finance	TradingView	Deribit	WorldCoinIndex
Cryptorank	Investing.com	NFT Price Floor	CryptoSlate	