












Crypto Leaderboard

Rank	Name	Ticker	Price	24h	7d	30d	24h Vol \$m	MC \$m	1-Year Chart
1	Bitcoin	BTC	\$72,519	4%	6%	52%	58,033	1,425,098	
2	Ethereum	ETH	\$4,034	3%	11%	61%	29,676	484,544	
3	Tether	USDT	\$1.00	0%	0%	0%	56,482	102,397	
4	BNB	BNB	\$517	-2%	23%	59%	4,888	79,712	
5	Solana	SOL	\$147	1%	10%	34%	5,755	65,232	
6	Lido stETH	STETH	\$4,024	3%	11%	61%	83	39,810	
7	XRP Ledger	XRP	\$0.74	20%	12%	38%	4,898	39,776	
8	USD Coin	USDC	\$1.00	0%	0%	0%	12,533	30,268	
9	Cardano	ADA	\$0.77	6%	0%	39%	998	26,896	
10	Dogecoin	DOGE	\$0.17	0%	-6%	112%	2,734	24,876	


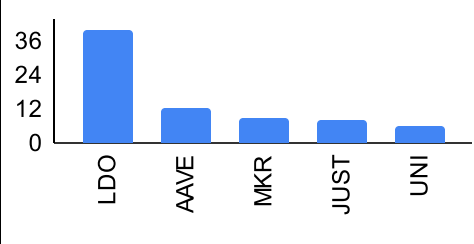
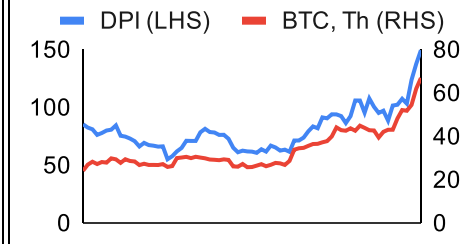
Top & Bottom Performers - Top 100 Tokens

24h		7 Days		30 Days		90 Days		365 Days	
XRP	20%	RBN	88%	PEPE	744%	PEPE	514%	BONK	5966%
LTC	16%	RUNE	62%	AR	356%	AR	379%	AKT	1910%
FLOKI	15%	FET	57%	FET	332%	FET	352%	KAS	1148%
NEAR	14%	GALA	57%	AGIX	307%	RBN	321%	INJ	997%
WIF	-6%	BTT	-7%	USDC	0%	DAI	0%	USDT	-1%
AXS	-6%	BCH	-7%	FDUSD	-1%	USDC	0%	QNT	-4%
RBN	-8%	SHIB	-11%	SUI	-12%	FDUSD	-1%	XMR	-5%
GALA	-14%	BONK	-22%	TIA	-19%	XMR	-16%	APE	-50%

Category Performance

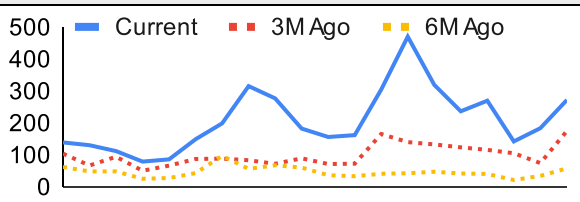
Category	7d	30d	90d	180d	365d	Ecosystem	7d	30d	90d	180d	365d
Meme	21%	286%	227%	498%	206%	Cosmos	24%	111%	132%	391%	376%
IoT/Data/Comp.	10%	89%	117%	318%	175%	Solana	5%	80%	72%	272%	269%
Gaming/Entertai	14%	88%	78%	293%	147%	Polkadot	19%	74%	79%	200%	94%
Scaling	13%	63%	132%	321%	121%	Polygon	14%	68%	76%	205%	123%
Smart Contract	12%	62%	83%	242%	133%	BSC	14%	58%	70%	213%	148%
DEX	20%	62%	55%	229%	135%	Avalanche	10%	57%	77%	197%	117%
Lending	3%	59%	60%	159%	122%	Tron	10%	52%	61%	124%	111%
Privacy	3%	58%	43%	94%	12%	Ethereum	7%	42%	47%	135%	68%
Currency	8%	50%	60%	125%	134%						
Other DeFi	7%	36%	48%	161%	140%						
CEXs	15%	35%	21%	109%	58%						

DeFi

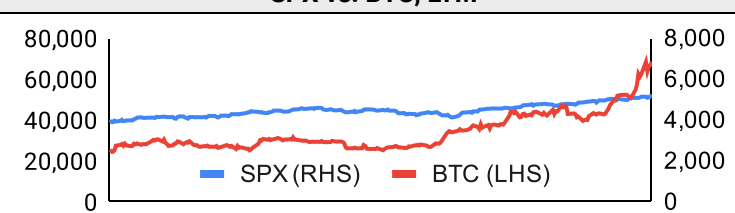
Total Value Locked, LTM, \$b	Top TVL By Protocol, \$b	DefiPulse Index, LTM
		

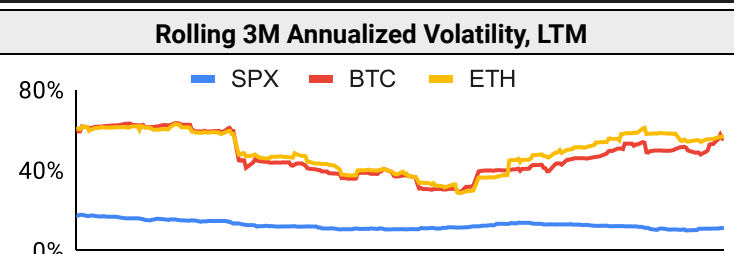
Trading Volume

Aggregate Volumes by Product, \$b					Top Derivatives Exchanges, \$m and bps					Top Spot Exchanges, \$m		
Product	1d	7d	30d	O/I	Exchange	1d Vol	O/I	Mkr	Tkr	Exchange	Score	1d Vol
Spot	89	682	2,030	n/a	Binance	109,830	21,685	2.0	4.0	Binance	9.9	48,614
Perpetuals	1,070	11,820	28,490	333	Bybit	34,049	14,008	2.0	5.5	Coinbase	8.2	5,908
Futures	1	7	23	2	OKX	42,707	7,878	2.0	5.0	Bybit	7.8	6,422
Options	4	26	89	n/a	Bitget	27,641	6,953	2.0	6.0	OKX	7.6	6,592

Daily Spot Volume, Top 100 Tokens Last 20d, \$b				Top Volume, 1d, \$m		Top Volume, %20d Avg		Low Volume, %20d Avg	
				USDT	109,910	MINA	328%	XEC	48%
				BTC	59,067	GALA	315%	FLR	49%
				ETH	27,237	NEAR	230%	UNI	51%
				FDUSD	19,624	LINK	214%	LEO	57%
				USDC	11,066	OKB	213%	HBAR	63%

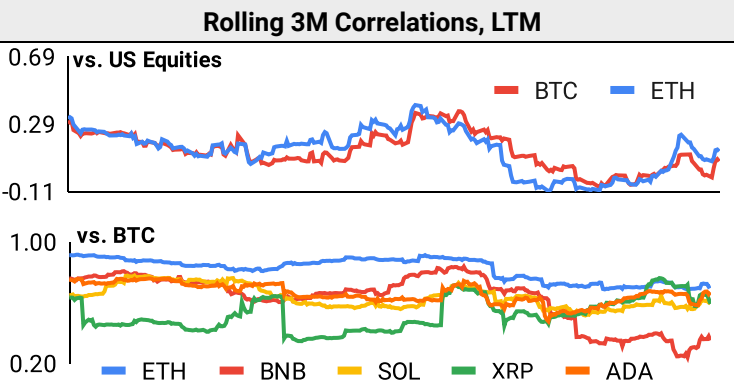
Traditional Finance

Global Equity Markets							SPX vs. BTC, LTM				
	US	USGrwth	UK	Germany	Japan	HK					
1D	-1%	-1%	0%	-1%	0%	0%					
7D	0%	-1%	1%	1%	1%	0%					
90D	12%	12%	5%	7%	15%	1%					
365D	33%	51%	9%	16%	26%	-18%					

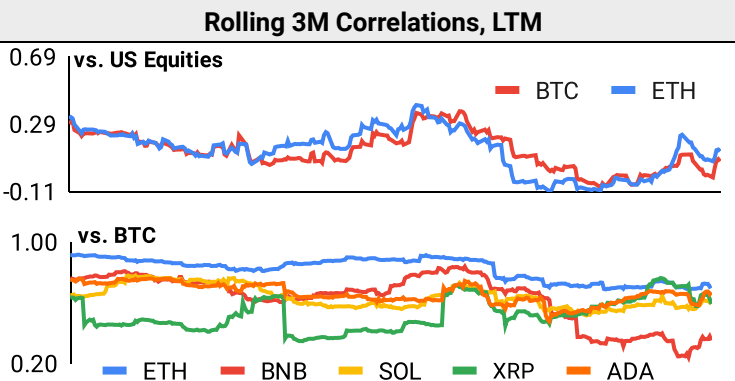
10-Year Treasury Yields							Commodities & FX				
	US	Brazil	UK	Germany	Japan	HK					
Last	4.10%	10.76%	4.01%	2.30%	0.76%	3.62%					
1d Chg	0.01	-0.03	0.03	0.03	-0.01	-0.06					

Commodities & FX							
	WTI	Gas	Gold	USD/EUR	USD/JPY		
Last	78.4	1.77	2,188	0.92	146.8		
1d % Chg	0.6%	-1.8%	0.1%	0.1%	-0.2%		

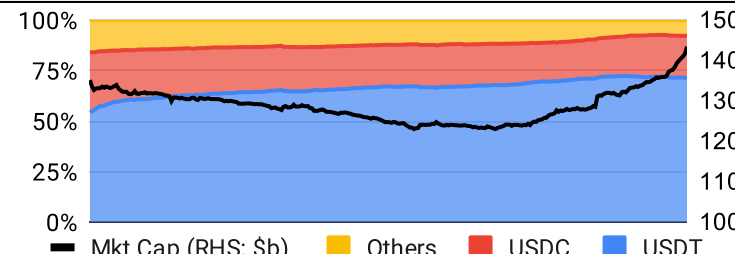
Volatility

Annualized Volatility							Rolling 3M Annualized Volatility, LTM				
	BTC	ETH	BNB	SOL	XRP	ADA					
30D	60%	46%	71%	72%	88%	78%					
90D	52%	52%	60%	90%	63%	83%					
180D	47%	49%	51%	97%	56%	74%					
365D	45%	46%	47%	86%	96%	70%					

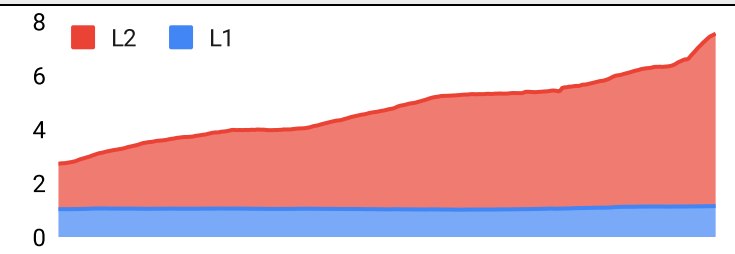
Correlations

Intra-Crypto Correlations, LTM							Rolling 3M Correlations, LTM				
	BTC	ETH	BNB	SOL	XRP	ADA					
BTC											
ETH	0.77										
BNB	0.54	0.54									
SOL	0.60	0.56	0.41								
XRP	0.40	0.47	0.29	0.41							
ADA	0.63	0.66	0.47	0.62	0.64						

Stablecoins

Stablecoin Market Size and Volume, \$m					Stablecoin Dominance (LHS) & Market Cap \$b (RHS), LTM	
Ticker	Price	1d Vol	20d Avg Vol	Market Cap		
USDT	1.00	109,910	86,533	102,103		
USDC	1.00	11,066	8,364	30,214		
DAI	1.00	611	368	5,348		
TUSD	1.00	122	144	1,292		
USDe		70	67	884		
USDD	1.00	17	16	736		
						Mkt Cap (RHS: \$b) Others USDC USDT

Ethereum Mainnet & Layer 2s

Mainnet & Layer 2 Transactions (m/day) and L2 TVL (\$m)					Transactions (m/day), Rolling 90-Day Average, LTM	
Network	1d	30d Avg	TVL	Tech Type		
Arbitrum Nova	2.9	2.6	54	Optimium		
zkSync Era	1.0	1.3	868	ZKR		
Ethereum	1.2	1.2	-	Mainnet		
Arbitrum One	0.6	0.8	16,070	ORU		
Linea	1.3	0.6	393	ZKR		
Base	0.4	0.4	1,230	ORU		
OP Mainnet	0.3	0.4	9,390	ORU		
Scroll	0.3	0.3	147	ZKR		
Starknet	0.1	0.3	1,680	ZKR		
ApeX	0.2	0.2	88	App-specific Validium		

Layer 2 Token Performance & Market Cap (\$m)					
	#VALUE	MATIC	IMX	OP	MNT
30d Return	0%	43%	33%	31%	66%
Market Cap	#VALUE	11,220	4,960	4,470	3,460

NFTs and DAOs

NFT Collection Stats (in ETH)						DAO Treasury Amount (\$m) and Composition					
Collection	Floor	% Listed	3M Ret.	3M Vol	Market Cap	DAO	Treasury	Stables	BTC/ETH	Own Tokens	Other
CryptoPunks	50	10%	0%	38,089	499,900	Arbitrum	7,303	0%	1%	99%	0%
Bored Ape Yacht C	15	6%	-47%	93,415	153,500	Uniswap	5,654	0%	0%	100%	0%
Autoglyphs	230	1%	0%	175	117,760	Mantle	4,491	4%	22%	72%	2%
Pudgy Penguins	13	5%	2%	115,785	119,073	Optimism	3,612	0%	0%	100%	0%
Chromie Squiggle	6	3%	-33%	2,578	62,941	ENS	1,925	0%	0%	92%	8%
Fidenza by Tyler H	49	5%	-25%	3,207	48,951	Ethereum	1,258	0%	100%	0%	0%
The Captainz	5	1%	1%	7,901	49,985	Merit Circle	805	3%	1%	91%	4%
Mutant Ape Yacht	2	6%	-55%	109,175	47,938	Golem	757	0%	88%	12%	0%
Milady Maker	4	8%	0%	19,285	43,600	Gnosis	715	6%	25%	52%	18%
YOU THE REAL MV	95	0%	0%	432	39,900	Ribbon Finan	530	0%	1%	99%	0%

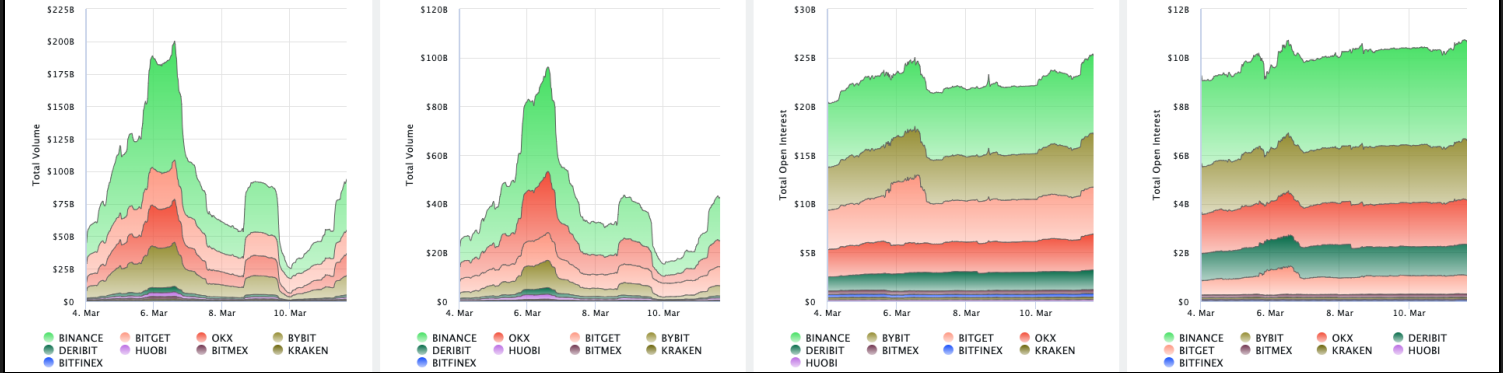
Crypto News

- [Bitcoin hits record high above \\$72,000 as UK opens the door to crypto exchange-traded products - CNBC](#)
- [London Stock Exchange to Accept Applications for Bitcoin, Ethereum ETNs - Bloomberg](#)
- [BTC price blasts through \\$70K — 5 things to know in Bitcoin this week - Cointelegraph](#)
- [Lightning Network's US Dollar capacity surges to all-time high as bitcoin capacity falters - The Block](#)
- [Indian Crypto Investment Platform Mudrex to Offer U.S. Bitcoin ETFs to Indian Investors - CoinDesk](#)
- [Eclipse secures \\$50M ahead of mainnet launch - Blockworks](#)
- [Funding Wrap: Decentralized AI is all the craze - Blockworks](#)
- [Wyoming passes law to give DAOs a nonprofit legal framework - Blockworks](#)
- [Ethereum hits \\$4K for first time since December 2021 - Blockworks](#)

Crypto Futures

Futures Volume (BTC LHS ; ETH RHS), 1d

Futures Open Interest (BTC LHS ; ETH RHS)



OI Weighted Funding Rate (BTC LHS ; ETH RHS), 1d

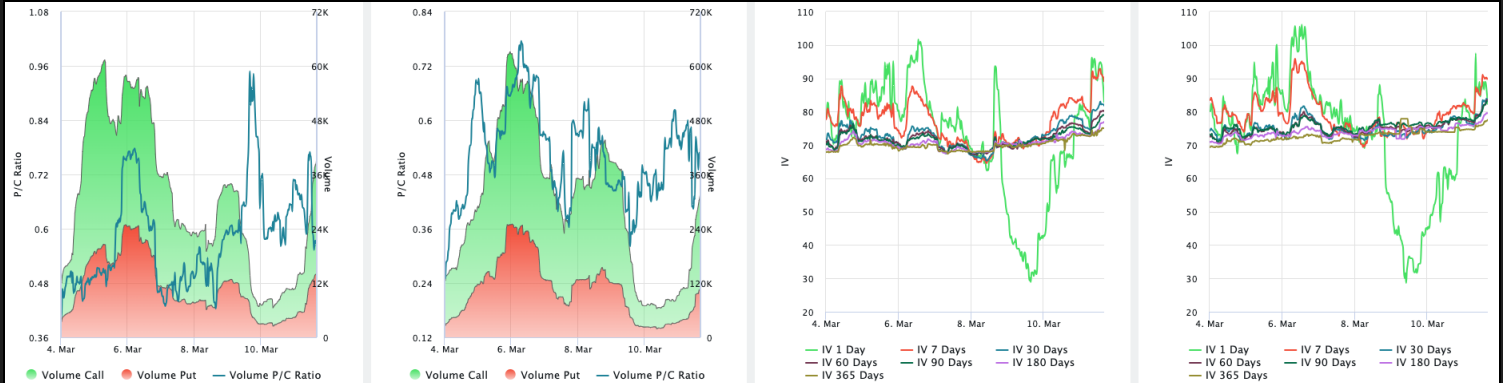
Liquidations (BTC LHS ; ETH RHS), 1d



Crypto Options

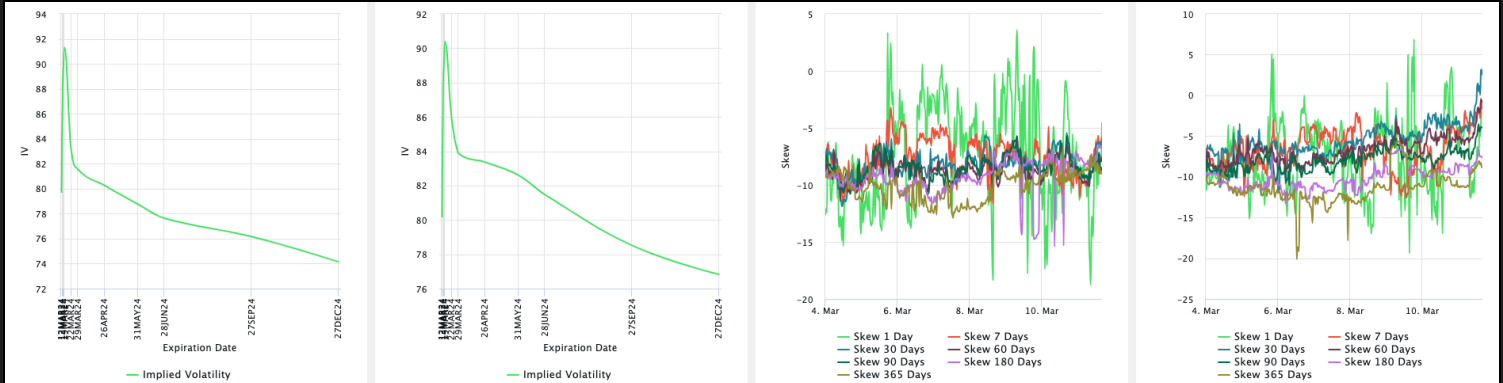
Options Volume & Put/Call Ratio (BTC LHS ; ETH RHS), 1d

ATM Implied Volatility (BTC LHS ; ETH RHS)



ATM Implied Vol Term Structure (BTC LHS ; ETH RHS)

25 Delta Skew (BTC LHS ; ETH RHS)





March 11, 2024

About GSR

GSR has over a decade of extensive experience in the crypto market, serving as a trusted liquidity provider and active, multi-stage investor. Our suite of services includes OTC Trading, Derivatives, and Market Making. GSR is actively involved in every major sector of the digital asset ecosystem, working with token issuers, institutional investors, miners, and leading trading venues.

For more information or if we can help with anything, please see gsr.io or contact us at gsr@gsr.io.

Follow GSR for more content: [Twitter](#) [Telegram](#) [LinkedIn](#)

Authors

Brian Rudick, Senior Strategist [Twitter](#) [Telegram](#)

Required Disclosures

This material is provided by GSR (the "Firm") solely for informational purposes, is intended only for sophisticated, institutional investors and does not constitute an offer or commitment, a solicitation of an offer or commitment, or any advice or recommendation, to enter into or conclude any transaction (whether on the terms shown or otherwise), or to provide investment services in any state or country where such an offer or solicitation or provision would be illegal. The Firm is not and does not act as an advisor or fiduciary in providing this material. GSR is not authorised or regulated in the UK by the Financial Conduct Authority. The protections provided by the UK regulatory system will not be available to you. Specifically, information provided herein is intended for institutional persons only and is not suitable for retail persons in the United Kingdom, and no solicitation or recommendation is being made to you in regards to any products or services.

This material is not a research report, and not subject to any of the independence and disclosure standards applicable to research reports prepared pursuant to FINRA or CFTC research rules. This material is not independent of the Firm's proprietary interests, which may conflict with the interests of any counterparty of the Firm. The Firm trades instruments discussed in this material for its own account, may trade contrary to the views expressed in this material, and may have positions in other related instruments.

Information contained herein is based on sources considered to be reliable, but is not guaranteed to be accurate or complete. Any opinions or estimates expressed herein reflect a judgment made by the author(s) as of the date of publication, and are subject to change without notice. Trading and investing in digital assets involves significant risks including price volatility and illiquidity and may not be suitable for all investors. The Firm is not liable whatsoever for any direct or consequential loss arising from the use of this material. Copyright of this material belongs to GSR. Neither this material nor any copy thereof may be taken, reproduced or redistributed, directly or indirectly, without prior written permission of GSR

Notes & Sources

All options data is based on Deribit and derivatives graphics are from Laevidas. Market returns are based on price returns for the following ETFs: VOO, QQQ, EWU, EWG, EWJ, and EWH. Onchain volumes are not considered and thus certain token volumes may be understated (e.g., stETH).

CoinGecko	Santiment	DefiLlama	CoinMarketCap	Laevidas
L2Beat	Google Finance	TradingView	Deribit	WorldCoinIndex
Cryptorank	Investing.com	NFT Price Floor	CryptoSlate	