











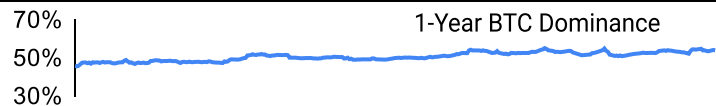
## Crypto Leaderboard

Rank	Name	Ticker	Price	24h	7d	30d	24h Vol \$m	MC \$m	1-Year Chart
1	Bitcoin	BTC	\$72,002	0%	13%	49%	55,982	1,414,992	
2	Ethereum	ETH	\$4,011	-1%	13%	60%	25,193	481,087	
3	Tether	USDT	\$1.00	0%	0%	0%	82,904	102,747	
4	BNB	BNB	\$526	0%	34%	65%	3,785	80,868	
5	Solana	SOL	\$150	0%	20%	40%	5,997	66,383	
6	Lido stETH	STETH	\$4,009	-1%	13%	60%	75	39,632	
7	XRP Ledger	XRP	\$0.70	11%	18%	33%	7,241	38,118	
8	USD Coin	USDC	\$1.00	0%	0%	0%	10,675	30,429	
9	Cardano	ADA	\$0.74	0%	8%	38%	1,173	26,140	
10	Dogecoin	DOGE	\$0.17	-4%	10%	108%	2,691	24,275	


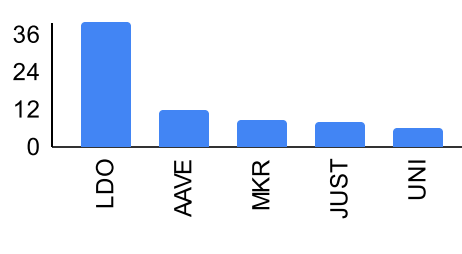
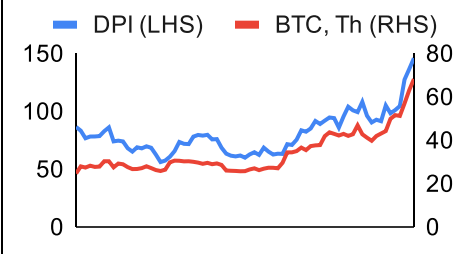
## Top & Bottom Performers - Top 100 Tokens

24h		7 Days		30 Days		90 Days		365 Days	
TON	24%	RBN	108%	PEPE	723%	PEPE	484%	BONK	5231%
XRP	11%	RUNE	91%	AR	341%	RBN	351%	AKT	1670%
FLOW	8%	GALA	77%	FET	322%	AR	348%	KAS	1094%
INJ	7%	RNDR	64%	AGIX	313%	FET	324%	INJ	970%
GALA	-8%	BONK	-4%	USDT	0%	DAI	0%	MATIC	-1%
RNDR	-9%	OP	-5%	FDUSD	-1%	TUSD	0%	QNT	-2%
WIF	-10%	SHIB	-9%	SUI	-10%	FDUSD	-1%	XMR	-6%
PEPE	-11%	XEC	-13%	TIA	-16%	XMR	-15%	APE	-51%

## Category Performance

Category	7d	30d	90d	180d	365d	Ecosystem	7d	30d	90d	180d	365d
Meme	40%	286%	220%	499%	193%	Cosmos	24%	105%	117%	370%	347%
IoT/Data/Comp.	20%	88%	110%	317%	161%	Polkadot	35%	84%	87%	211%	93%
Gaming/Entertai	21%	87%	71%	281%	137%	Polygon	28%	74%	79%	211%	118%
DEX	30%	67%	58%	236%	133%	Solana	23%	72%	65%	262%	245%
Lending	18%	67%	67%	173%	122%	BSC	29%	67%	75%	222%	142%
Privacy	16%	63%	45%	93%	10%	Avalanche	21%	62%	80%	202%	111%
Smart Contract	17%	61%	76%	235%	123%	Tron	4%	54%	63%	119%	103%
Scaling	13%	58%	123%	304%	101%	Ethereum	12%	42%	45%	132%	58%
Currency	17%	46%	52%	120%	120%						
Other DeFi	16%	42%	50%	170%	135%						
CEXs	13%	35%	20%	107%	52%						

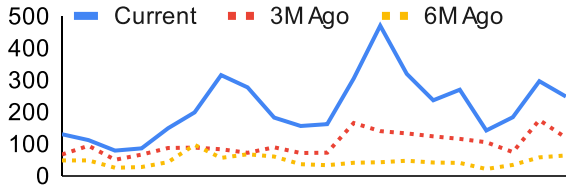
## DeFi

Total Value Locked, LTM, \$b	Top TVL By Protocol, \$b	DefiPulse Index, LTM
		

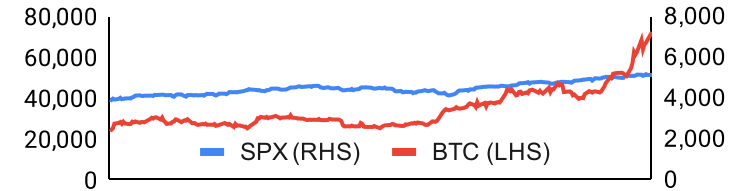
**Trading Volume**

Aggregate Volumes by Product, \$b					Top Derivatives Exchanges, \$m and bps					Top Spot Exchanges, \$m		
Product	1d	7d	30d	O/I	Exchange	1d Vol	O/I	Mkr	Tkr	Exchange	Score	1d Vol
Spot	82	675	2,030	n/a	Binance	90,200	21,698	2.0	4.0	Binance	9.9	43,278
Perpetuals	691	10,560	28,880	314	Bybit	27,477	13,908	2.0	5.5	Coinbase	8.2	6,019
Futures	1	7	23	2	OKX	31,611	7,781	2.0	5.0	Bybit	7.8	6,159
Options	3	24	89	n/a	Bitget	26,772	6,841	2.0	6.0	OKX	7.6	6,044

Daily Spot Volume, Top 100 Tokens Last 20d, \$b				Top Volume, 1d, \$m		Top Volume, %20d Avg		Low Volume, %20d Avg	
				USDT	101,306	TON	313%	XEC	32%
				BTC	52,058	MINA	288%	RETH	46%
				ETH	22,931	XRP	280%	UNI	47%
				FDUSD	16,551	XLM	215%	SHIB	52%
				USDC	10,393	AVAX	214%	AR	56%

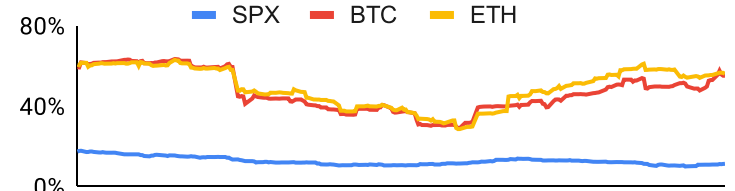
**Traditional Finance**

Global Equity Markets							SPX vs. BTC, LTM				
	US	USGrwth	UK	Germany	Japan	HK					
1D	0%	0%	0%	0%	-2%	2%					
7D	0%	-1%	2%	1%	0%	2%					
90D	11%	10%	5%	7%	12%	2%					
365D	35%	53%	10%	17%	25%	-14%					

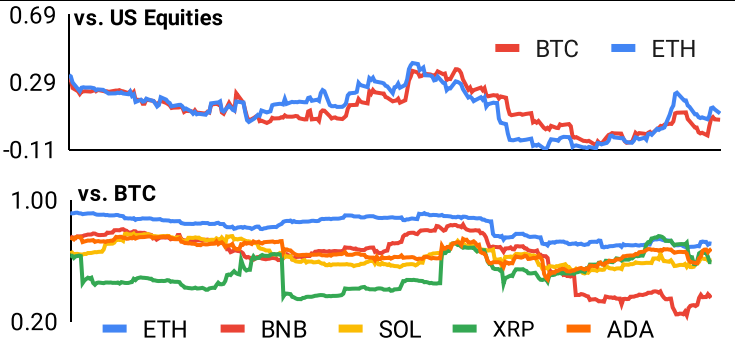
  

10-Year Treasury Yields							Commodities & FX					
	US	Brazil	UK	Germany	Japan	HK		WTI	Gas	Gold	USD/EUR	USD/JPY
Last	4.11%	10.78%	3.94%	2.29%	0.76%	3.62%	Last	77.9	1.79	2,180	0.91	147.5
1d Chg	0.01	-0.04	-0.04	-0.01	-0.01	-0.06	1d % Chg	-0.1%	1.8%	-0.4%	-0.1%	0.4%

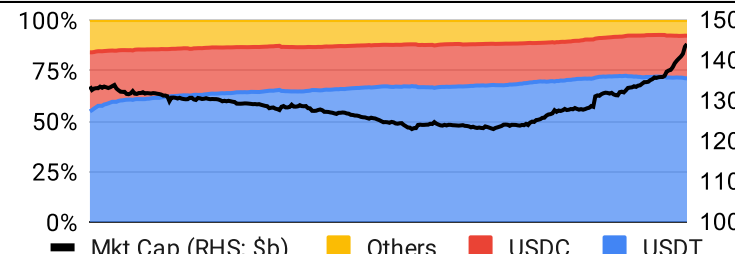
**Volatility**

Annualized Volatility							Rolling 3M Annualized Volatility, LTM			
	BTC	ETH	BNB	SOL	XRP	ADA				
30D	60%	48%	70%	71%	86%	80%				
90D	52%	52%	60%	90%	62%	78%				
180D	47%	50%	51%	97%	56%	74%				
365D	44%	46%	47%	86%	96%	70%				

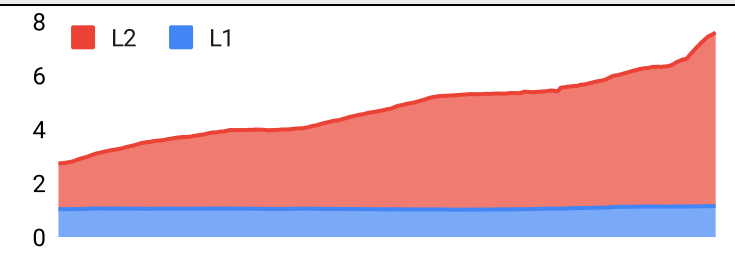
**Correlations**

Intra-Crypto Correlations, LTM							Rolling 3M Correlations, LTM				
	BTC	ETH	BNB	SOL	XRP	ADA					
BTC											
ETH	0.77										
BNB	0.53	0.54									
SOL	0.61	0.56	0.41								
XRP	0.41	0.47	0.30	0.41							
ADA	0.63	0.66	0.47	0.62	0.64						

## Stablecoins

Stablecoin Market Size and Volume, \$m					Stablecoin Dominance (LHS) & Market Cap \$b (RHS), LTM	
Ticker	Price	1d Vol	20d Avg Vol	Market Cap		
USDT	1.00	101,306	89,063	102,463		
USDC	1.00	10,393	8,618	30,437		
DAI	1.00	708	397	5,347		
TUSD	1.00	98	144	1,290		
USDe		117	71	891		
USDD	1.00	15	16	735		

## Ethereum Mainnet & Layer 2s

Mainnet & Layer 2 Transactions (m/day) and L2 TVL (\$m)					Transactions (m/day), Rolling 90-Day Average, LTM	
Network	1d	30d Avg	TVL	Tech Type		
Arbitrum Nova	2.9	2.7	53	Optimium		
zkSync Era	0.9	1.3	827	ZKR		
Ethereum	1.2	1.2	-	Mainnet		
Arbitrum One	0.7	0.8	15,890	ORU		
Linea	0.9	0.7	395	ZKR		
Base	0.4	0.4	1,320	ORU		
OP Mainnet	0.3	0.4	9,280	ORU		
Scroll	0.2	0.3	147	ZKR		
Starknet	0.1	0.3	1,640	ZKR		
Mantle	0.2	0.2	902	Optimium		

Layer 2 Token Performance & Market Cap (\$m)					
	#VALUE	MATIC	IMX	OP	MNT
30d Return	0%	39%	28%	19%	57%
Market Cap	#VALUE	11,010	4,820	4,360	3,380

## NFTs and DAOs

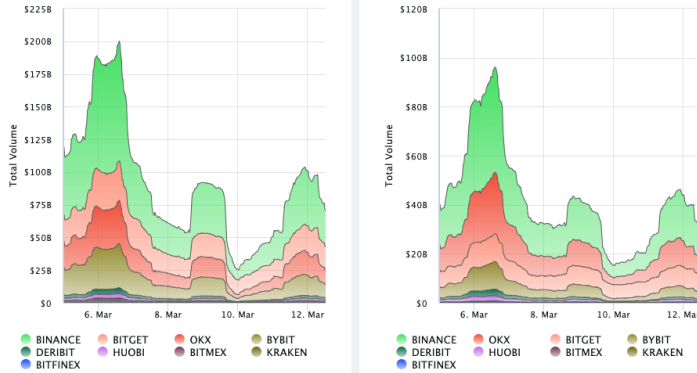
NFT Collection Stats (in ETH)						DAO Treasury Amount (\$m) and Composition					
Collection	Floor	% Listed	3M Ret.	3M Vol	Market Cap	DAO	Treasury	Stables	BTC/ETH	Own Tokens	Other
CryptoPunks	50	10%	0%	38,292	499,900	Arbitrum	6,921	0%	1%	99%	0%
Bored Ape Yacht C	15	6%	-48%	92,810	145,000	Uniswap	5,566	0%	0%	100%	0%
Pudgy Penguins	14	5%	2%	114,596	121,321	Mantle	4,356	4%	23%	72%	2%
Autoglyphs	230	1%	0%	175	117,760	Optimism	3,439	0%	0%	100%	0%
Chromie Squiggle	6	3%	-33%	2,598	62,962	ENS	1,869	0%	0%	92%	8%
Milady Maker	5	7%	0%	19,298	46,480	Ethereum	1,245	0%	100%	0%	0%
Fidenza by Tyler H	45	5%	-32%	3,147	44,955	Merit Circle	783	4%	1%	91%	4%
The Captainz	4	2%	-9%	8,416	42,556	Golem	756	0%	88%	12%	0%
Mutant Ape Yacht	2	6%	-60%	108,784	41,683	Gnosis	721	6%	24%	53%	17%
YOU THE REAL MV	95	0%	0%	432	39,900	Ribbon Finan	551	0%	1%	99%	0%

## Crypto News

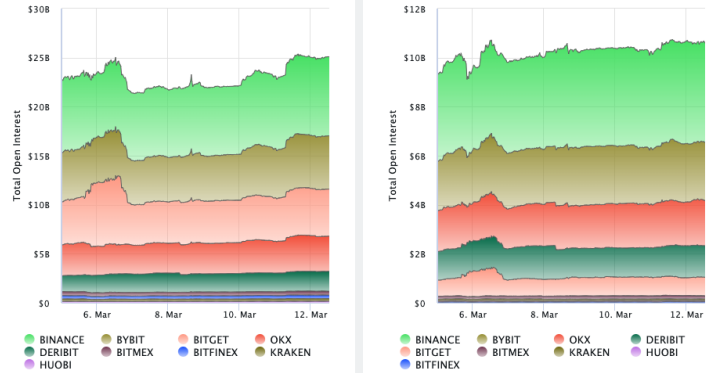
- [Cryptocurrencies extend rally while stocks falter - Blockworks](#)
- [Bitcoin CME Futures' Open Interest Reaches Record High of \\$10B - CoinDesk](#)
- [Coinbase moves forward with appeal of SEC's rulemaking petition denial - Blockworks](#)
- [Gnosis Chain premieres Ethereum's Dencun hard fork - Blockworks](#)
- [Jito Labs ends mempool functionality citing impact on Solana users - Blockworks](#)
- [US Treasury once again proposes new crypto tax rules to "modernize" code - Blockworks](#)
- [London Stock Exchange to accept physically-backed crypto ETN proposals - Blockworks](#)
- [Eclipse secures \\$50M ahead of mainnet launch - Blockworks](#)
- [Thailand's SEC Greenlights Investment From Institutional and Wealthy Individuals in Crypto ETFs - CoinDesk](#)

## Crypto Futures

### Futures Volume (BTC LHS ; ETH RHS), 1d



### Futures Open Interest (BTC LHS ; ETH RHS)



### OI Weighted Funding Rate (BTC LHS ; ETH RHS), 1d

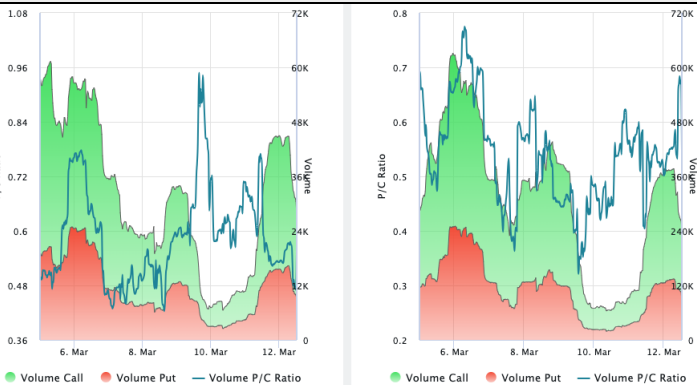


### Liquidations (BTC LHS ; ETH RHS), 1d

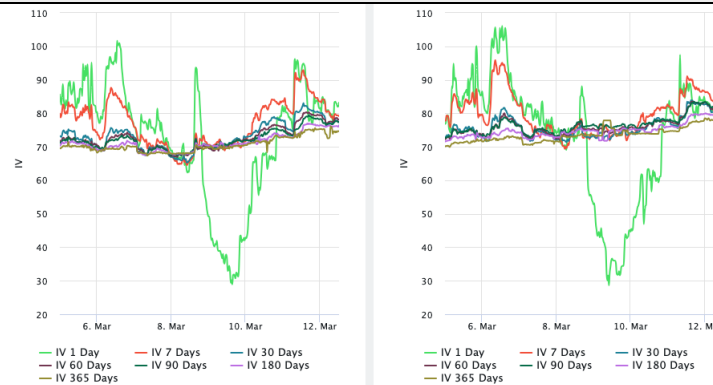


## Crypto Options

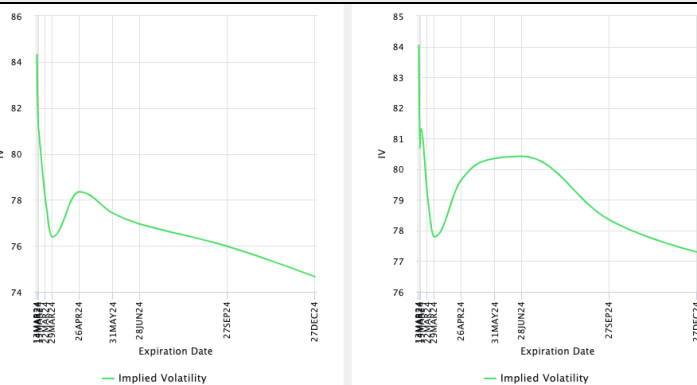
### Options Volume & Put/Call Ratio (BTC LHS ; ETH RHS), 1d



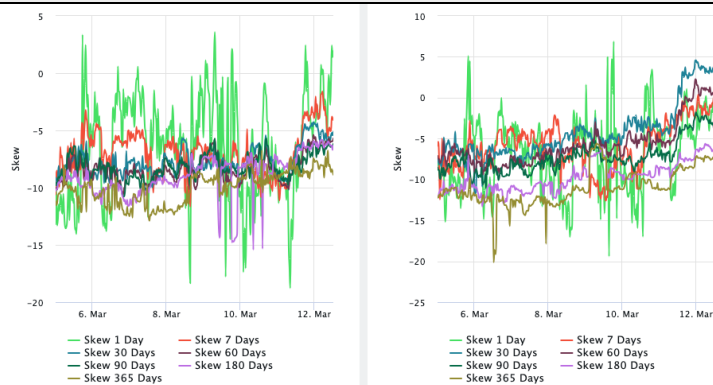
### ATM Implied Volatility (BTC LHS ; ETH RHS)



### ATM Implied Vol Term Structure (BTC LHS ; ETH RHS)



### 25 Delta Skew (BTC LHS ; ETH RHS)





March 12, 2024

### About GSR

GSR has over a decade of extensive experience in the crypto market, serving as a trusted liquidity provider and active, multi-stage investor. Our suite of services includes OTC Trading, Derivatives, and Market Making. GSR is actively involved in every major sector of the digital asset ecosystem, working with token issuers, institutional investors, miners, and leading trading venues.

For more information or if we can help with anything, please see [gsr.io](https://gsr.io) or contact us at [gsr@gsr.io](mailto:gsr@gsr.io).

Follow GSR for more content: [Twitter](#) [Telegram](#) [LinkedIn](#)

### Authors

Brian Rudick, Senior Strategist [Twitter](#) [Telegram](#)

### Required Disclosures

This material is provided by GSR (the "Firm") solely for informational purposes, is intended only for sophisticated, institutional investors and does not constitute an offer or commitment, a solicitation of an offer or commitment, or any advice or recommendation, to enter into or conclude any transaction (whether on the terms shown or otherwise), or to provide investment services in any state or country where such an offer or solicitation or provision would be illegal. The Firm is not and does not act as an advisor or fiduciary in providing this material. GSR is not authorised or regulated in the UK by the Financial Conduct Authority. The protections provided by the UK regulatory system will not be available to you. Specifically, information provided herein is intended for institutional persons only and is not suitable for retail persons in the United Kingdom, and no solicitation or recommendation is being made to you in regards to any products or services.

This material is not a research report, and not subject to any of the independence and disclosure standards applicable to research reports prepared pursuant to FINRA or CFTC research rules. This material is not independent of the Firm's proprietary interests, which may conflict with the interests of any counterparty of the Firm. The Firm trades instruments discussed in this material for its own account, may trade contrary to the views expressed in this material, and may have positions in other related instruments.

Information contained herein is based on sources considered to be reliable, but is not guaranteed to be accurate or complete. Any opinions or estimates expressed herein reflect a judgment made by the author(s) as of the date of publication, and are subject to change without notice. Trading and investing in digital assets involves significant risks including price volatility and illiquidity and may not be suitable for all investors. The Firm is not liable whatsoever for any direct or consequential loss arising from the use of this material. Copyright of this material belongs to GSR. Neither this material nor any copy thereof may be taken, reproduced or redistributed, directly or indirectly, without prior written permission of GSR

### Notes & Sources

All options data is based on Deribit and derivatives graphics are from Laevidas. Market returns are based on price returns for the following ETFs: VOO, QQQ, EWU, EWG, EWJ, and EWH. Onchain volumes are not considered and thus certain token volumes may be understated (e.g., stETH).

CoinGecko	Santiment	DefiLlama	CoinMarketCap	Laevidas
L2Beat	Google Finance	TradingView	Deribit	WorldCoinIndex
Cryptorank	Investing.com	NFT Price Floor	CryptoSlate	