











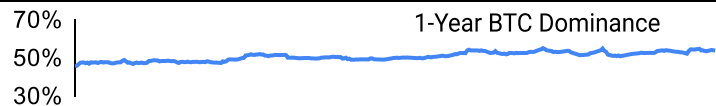
Crypto Leaderboard

Rank	Name	Ticker	Price	24h	7d	30d	24h Vol \$m	MC \$m	1-Year Chart
1	Bitcoin	BTC	\$72,294	0%	10%	45%	69,531	1,420,817	
2	Ethereum	ETH	\$3,961	-2%	4%	49%	30,132	475,535	
3	Tether	USDT	\$1.00	0%	0%	0%	104,209	102,266	
4	BNB	BNB	\$583	10%	36%	78%	7,277	89,640	
5	Solana	SOL	\$151	1%	16%	35%	6,134	67,165	
6	Lido stETH	STETH	\$3,955	-2%	5%	50%	72	39,021	
7	XRP Ledger	XRP	\$0.68	-3%	11%	28%	2,970	37,009	
8	USD Coin	USDC	\$1.00	0%	0%	0%	12,698	30,281	
9	Cardano	ADA	\$0.75	0%	2%	34%	937	26,319	
10	Dogecoin	DOGE	\$0.17	-3%	6%	104%	2,650	23,967	

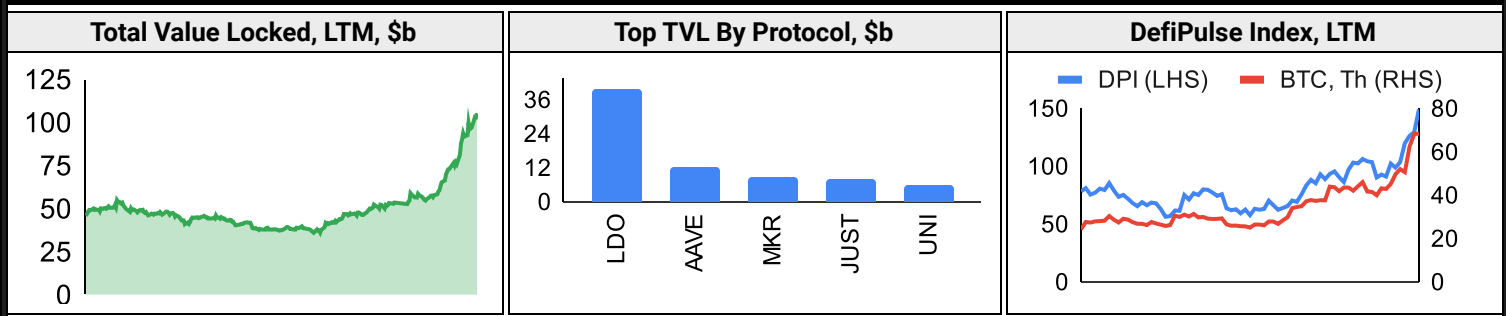
Top & Bottom Performers - Top 100 Tokens

24h		7 Days		30 Days		90 Days		365 Days	
TON	18%	RUNE	109%	PEPE	691%	PEPE	481%	BONK	4516%
WIF	15%	GALA	68%	AR	340%	RBN	351%	AKT	1607%
STX	14%	TON	65%	FET	317%	AR	311%	INJ	1081%
QNT	14%	RON	47%	AGIX	296%	FET	297%	KAS	952%
CRO	-4%	ATOM	-5%	LINK	0%	USDC	0%	USDT	0%
WLD	-4%	BGB	-5%	FDUSD	0%	DAI	0%	XMR	-4%
SATS	-4%	ICP	-7%	SUI	-10%	FDUSD	0%	APT	-5%
MINA	-5%	UNI	-9%	TIA	-13%	XMR	-14%	APE	-42%

Category Performance

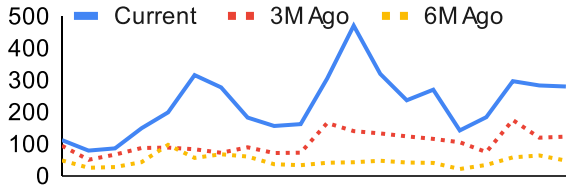
Category	7d	30d	90d	180d	365d	Ecosystem	7d	30d	90d	180d	365d
Meme	30%	269%	209%	483%	184%	Cosmos	18%	103%	108%	375%	348%
IoT/Data/Comp.	14%	86%	104%	308%	160%	Polkadot	26%	84%	92%	216%	91%
Gaming/Entertai	17%	82%	70%	269%	127%	Polygon	17%	70%	75%	208%	116%
DEX	23%	67%	62%	235%	137%	BSC	22%	67%	78%	229%	151%
Smart Contract	13%	64%	80%	248%	125%	Avalanche	14%	60%	81%	199%	113%
Lending	11%	59%	64%	159%	115%	Solana	12%	57%	55%	253%	227%
Scaling	13%	59%	125%	313%	100%	Tron	1%	56%	61%	121%	104%
CEXs	13%	42%	28%	115%	55%	Ethereum	7%	42%	48%	133%	62%
Currency	11%	42%	52%	115%	113%						
Other DeFi	13%	41%	53%	178%	147%						
Privacy	-5%	39%	27%	67%	-2%						

DeFi

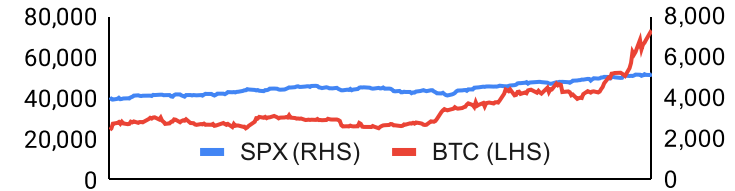


Trading Volume

Aggregate Volumes by Product, \$b					Top Derivatives Exchanges, \$m and bps					Top Spot Exchanges, \$m		
Product	1d	7d	30d	O/I	Exchange	1d Vol	O/I	Mkr	Tkr	Exchange	Score	1d Vol
Spot	86	665	2,100	n/a	Binance	111,253	22,482	2.0	4.0	Binance	9.9	48,300
Perpetuals	907	9,390	29,780	336	Bybit	36,505	14,527	2.0	5.5	Coinbase	8.2	6,056
Futures	1	7	24	2	OKX	43,327	7,802	2.0	5.0	Bybit	7.8	6,917
Options	3	20	91	n/a	Bitget	28,998	6,921	2.0	6.0	OKX	7.6	6,588

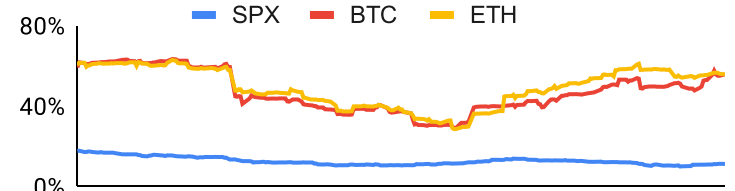
Daily Spot Volume, Top 100 Tokens Last 20d, \$b				Top Volume, 1d, \$m		Top Volume, %20d Avg		Low Volume, %20d Avg	
				USDT	114,292	RBN	446%	SHIB	47%
				BTC	63,158	TON	324%	UNI	50%
				ETH	25,912	MKR	266%	THETA	51%
				FDUSD	19,097	QNT	255%	FLR	53%
				USDC	12,249	AVAX	254%	BSV	57%

Traditional Finance

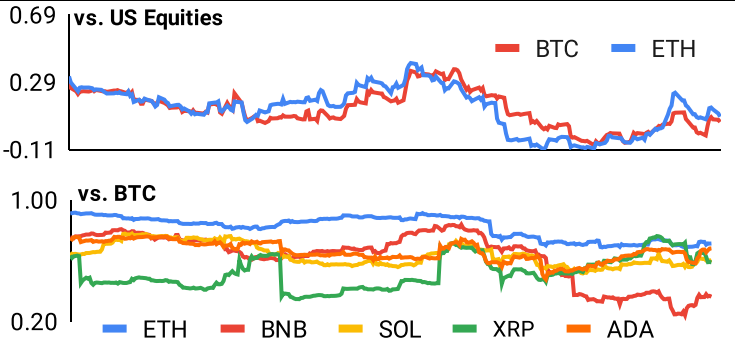
Global Equity Markets							SPX vs. BTC, LTM				
	US	USGrwth	UK	Germany	Japan	HK					
1D	1%	1%	1%	1%	1%	2%					
7D	2%	2%	3%	3%	0%	6%					
90D	10%	10%	4%	7%	11%	3%					
365D	36%	54%	12%	20%	27%	-14%					

10-Year Treasury Yields							Commodities & FX					
	US	Brazil	UK	Germany	Japan	HK	Last	WTI	Gas	Gold	USD/EUR	USD/JPY
Last	4.18%	10.68%	4.03%	2.34%	0.76%	3.65%	Last	79.6	1.69	2,171	#N/A	#N/A
1d Chg	0.02	-0.04	0.09	0.01	0.00	-0.06	1d % Chg	2.6%	-1.4%	0.2%	#N/A	#N/A

Volatility

Annualized Volatility							Rolling 3M Annualized Volatility, LTM				
	BTC	ETH	BNB	SOL	XRP	ADA					
30D	60%	46%	74%	71%	87%	79%					
90D	52%	52%	62%	89%	62%	77%					
180D	47%	50%	52%	97%	56%	74%					
365D	44%	46%	47%	86%	96%	70%					

Correlations

Intra-Crypto Correlations, LTM							Rolling 3M Correlations, LTM				
	BTC	ETH	BNB	SOL	XRP	ADA					
BTC											
ETH	0.77										
BNB	0.52	0.52									
SOL	0.61	0.56	0.41								
XRP	0.41	0.48	0.29	0.41							
ADA	0.63	0.66	0.46	0.62	0.64						

Stablecoins

Stablecoin Market Size and Volume, \$m					Stablecoin Dominance (LHS) & Market Cap \$b (RHS), LTM	
Ticker	Price	1d Vol	20d Avg Vol	Market Cap		
USDT	1.00	114,292	92,715	102,727		
USDC	1.00	12,249	8,995	30,434		
DAI	1.00	520	413	5,349		
TUSD	1.00	121	146	1,291		
USDe		200	80	981		
USDD	1.00	8	16	734		

Ethereum Mainnet & Layer 2s

Mainnet & Layer 2 Transactions (m/day) and L2 TVL (\$m)					Transactions (m/day), Rolling 90-Day Average, LTM	
Network	1d	30d Avg	TVL	Tech Type		
Arbitrum Nova	3.4	2.8	53	Optimium		
zkSync Era	0.9	1.3	829	ZKR		
Ethereum	1.2	1.2	-	Mainnet		
Arbitrum One	0.8	0.8	15,930	ORU		
Linea	0.8	0.7	393	ZKR		
Base	0.4	0.4	1,310	ORU		
OP Mainnet	0.3	0.4	9,360	ORU		
Scroll	0.2	0.3	146	ZKR		
Starknet	0.1	0.3	1,670	ZKR		
Mantle	0.2	0.2	896	Optimium		

Layer 2 Token Performance & Market Cap (\$m)					
	#VALUE	MATIC	IMX	OP	MNT
30d Return	0%	56%	21%	24%	63%
Market Cap	#VALUE	11,960	4,940	4,540	3,390

NFTs and DAOs

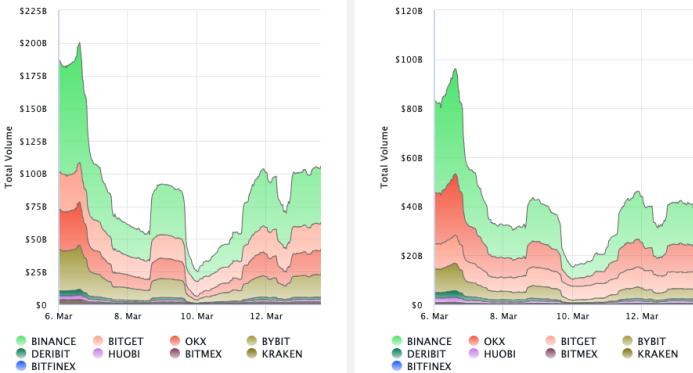
NFT Collection Stats (in ETH)						DAO Treasury Amount (\$m) and Composition					
Collection	Floor	% Listed	3M Ret.	3M Vol	Market Cap	DAO	Treasury	Stables	BTC/ETH	Own Tokens	Other
CryptoPunks	51	11%	0%	38,132	506,000	Arbitrum	7,651	0%	1%	99%	0%
Bored Ape Yacht C	15	6%	-46%	95,600	148,111	Uniswap	5,734	0%	0%	100%	0%
Autoglyphs	230	1%	0%	175	117,760	Mantle	4,376	4%	23%	71%	2%
Pudgy Penguins	13	5%	1%	113,999	113,322	Optimism	3,526	0%	0%	100%	0%
Chromie Squiggle	6	3%	-33%	2,630	61,443	ENS	1,954	0%	0%	92%	8%
Mutant Ape Yacht	2	5%	-55%	108,518	46,515	Ethereum	1,262	0%	100%	0%	0%
Fidenza by Tyler H	45	5%	-32%	3,147	44,955	Merit Circle	802	4%	1%	90%	5%
YOU THE REAL MV	95	0%	2%	432	39,900	Golem	764	0%	88%	12%	0%
Milady Maker	4	8%	0%	19,286	39,688	Gnosis	735	5%	26%	51%	17%
The Captainz	4	2%	-16%	9,182	39,496	Ribbon Finan	577	0%	1%	99%	0%

Crypto News

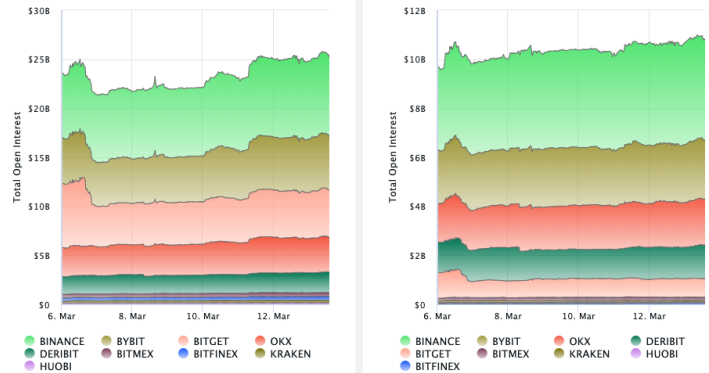
- [Grayscale files plans for 'mini' bitcoin fund after GBTC's conversion to ETF - MarketWatch](#)
- [Crypto exchange OKX receives in-principle approval for Singapore payments licence - Reuters](#)
- [Coinbase Global Plans to Offer \\$1 Billion in Convertible Notes - Bloomberg](#)
- [Crypto mixer creator found guilty, lawyer to appeal verdict - Blockworks](#)
- [Toncoin Rises 61% in Two Days as Telegram Eyes Potential IPO - CoinDesk](#)
- [Indonesia's Finance Regulator Issues New Crypto Regulation to Strengthen Industry - CoinDesk](#)
- [EU Regulators Publish Batch of Draft Rules for Stablecoins Under MiCA - CoinDesk](#)
- [Thailand Greenlights Income Tax Exemption for Investment Token Earnings: Report - CoinDesk](#)
- [Ether Could See Price Correction After Dencun Upgrade, QCP Capital Says - CoinDesk](#)

Crypto Futures

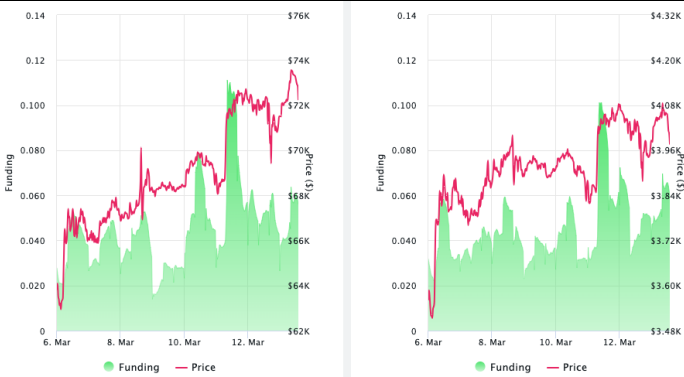
Futures Volume (BTC LHS ; ETH RHS), 1d



Futures Open Interest (BTC LHS ; ETH RHS)



OI Weighted Funding Rate (BTC LHS ; ETH RHS), 1d

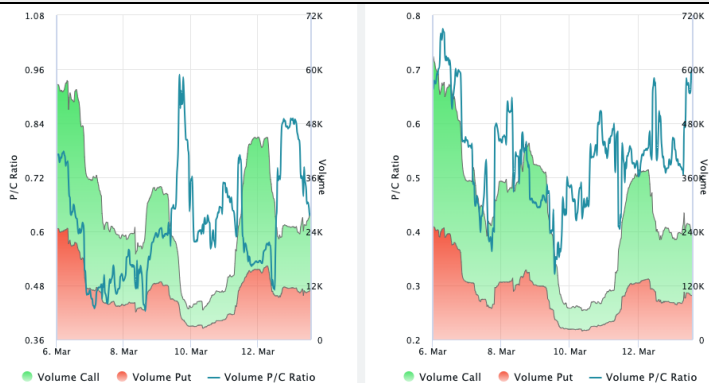


Liquidations (BTC LHS ; ETH RHS), 1d

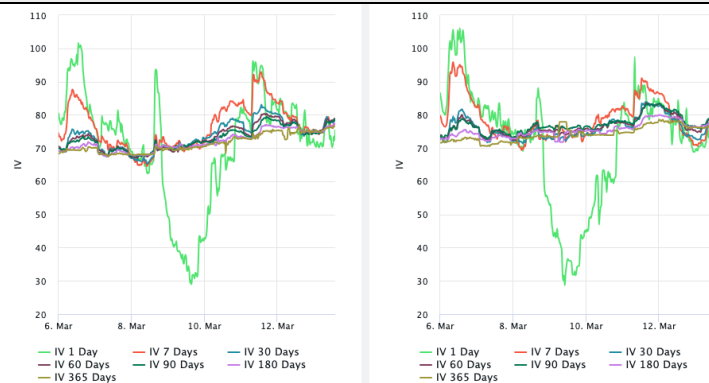


Crypto Options

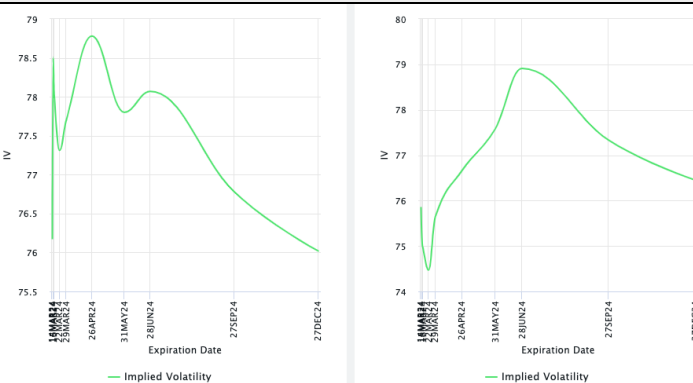
Options Volume & Put/Call Ratio (BTC LHS ; ETH RHS), 1d



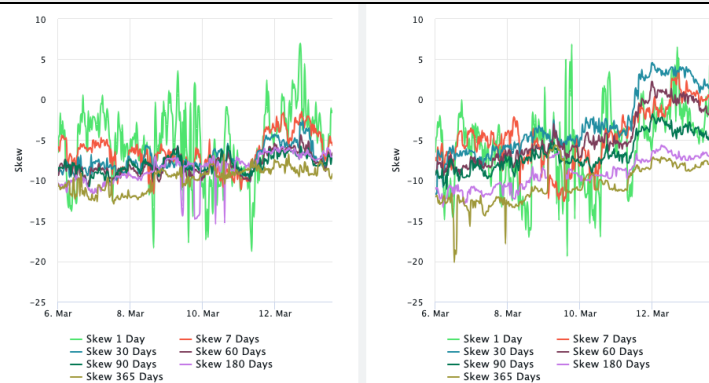
ATM Implied Volatility (BTC LHS ; ETH RHS)



ATM Implied Vol Term Structure (BTC LHS ; ETH RHS)



25 Delta Skew (BTC LHS ; ETH RHS)





March 13, 2024

About GSR

GSR has over a decade of extensive experience in the crypto market, serving as a trusted liquidity provider and active, multi-stage investor. Our suite of services includes OTC Trading, Derivatives, and Market Making. GSR is actively involved in every major sector of the digital asset ecosystem, working with token issuers, institutional investors, miners, and leading trading venues.

For more information or if we can help with anything, please see gsr.io or contact us at gsr@gsr.io.

Follow GSR for more content: [Twitter](#) [Telegram](#) [LinkedIn](#)

Authors

Brian Rudick, Senior Strategist [Twitter](#) [Telegram](#)

Required Disclosures

This material is provided by GSR (the "Firm") solely for informational purposes, is intended only for sophisticated, institutional investors and does not constitute an offer or commitment, a solicitation of an offer or commitment, or any advice or recommendation, to enter into or conclude any transaction (whether on the terms shown or otherwise), or to provide investment services in any state or country where such an offer or solicitation or provision would be illegal. The Firm is not and does not act as an advisor or fiduciary in providing this material. GSR is not authorised or regulated in the UK by the Financial Conduct Authority. The protections provided by the UK regulatory system will not be available to you. Specifically, information provided herein is intended for institutional persons only and is not suitable for retail persons in the United Kingdom, and no solicitation or recommendation is being made to you in regards to any products or services.

This material is not a research report, and not subject to any of the independence and disclosure standards applicable to research reports prepared pursuant to FINRA or CFTC research rules. This material is not independent of the Firm's proprietary interests, which may conflict with the interests of any counterparty of the Firm. The Firm trades instruments discussed in this material for its own account, may trade contrary to the views expressed in this material, and may have positions in other related instruments.

Information contained herein is based on sources considered to be reliable, but is not guaranteed to be accurate or complete. Any opinions or estimates expressed herein reflect a judgment made by the author(s) as of the date of publication, and are subject to change without notice. Trading and investing in digital assets involves significant risks including price volatility and illiquidity and may not be suitable for all investors. The Firm is not liable whatsoever for any direct or consequential loss arising from the use of this material. Copyright of this material belongs to GSR. Neither this material nor any copy thereof may be taken, reproduced or redistributed, directly or indirectly, without prior written permission of GSR

Notes & Sources

All options data is based on Deribit and derivatives graphics are from Laevidas. Market returns are based on price returns for the following ETFs: VOO, QQQ, EWU, EWG, EWJ, and EWH. Onchain volumes are not considered and thus certain token volumes may be understated (e.g., stETH).

CoinGecko	Santiment	DefiLlama	CoinMarketCap	Laevidas
L2Beat	Google Finance	TradingView	Deribit	WorldCoinIndex
Cryptorank	Investing.com	NFT Price Floor	CryptoSlate	