











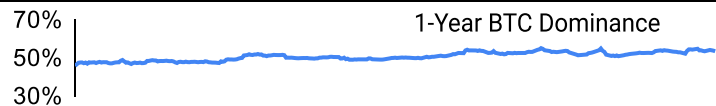
Crypto Leaderboard

Rank	Name	Ticker	Price	24h	7d	30d	24h Vol \$m	MC \$m	1-Year Chart
1	Bitcoin	BTC	\$70,401	-3%	5%	41%	49,362	1,383,685	
2	Ethereum	ETH	\$3,836	-3%	-1%	45%	22,522	459,030	
3	Tether	USDT	\$0.99	0%	0%	0%	85,957	102,287	
4	BNB	BNB	\$589	1%	25%	83%	6,085	90,572	
5	Solana	SOL	\$167	6%	17%	50%	7,883	73,962	
6	Lido stETH	STETH	\$3,829	-3%	-1%	46%	53	37,644	
7	XRP Ledger	XRP	\$0.66	-2%	6%	27%	2,771	36,333	
8	USD Coin	USDC	\$1.00	0%	0%	0%	10,743	30,389	
9	Cardano	ADA	\$0.74	0%	1%	38%	1,340	26,127	
10	Dogecoin	DOGE	\$0.17	3%	9%	112%	5,519	24,694	

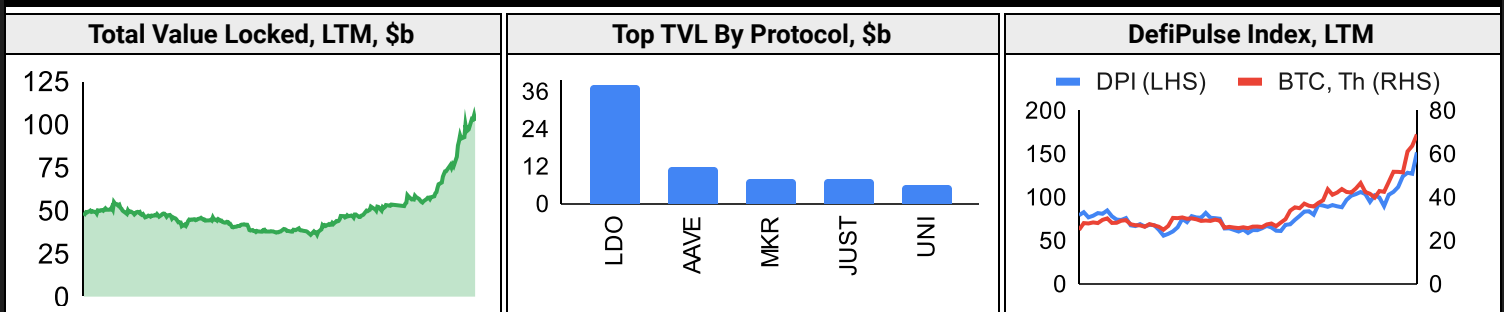
Top & Bottom Performers - Top 100 Tokens

24h		7 Days		30 Days		90 Days		365 Days	
WIF	29%	GALA	52%	PEPE	786%	PEPE	623%	BONK	5207%
BONK	11%	TON	49%	FET	296%	RBN	361%	INJ	1113%
PEPE	11%	RUNE	45%	AGIX	286%	FET	294%	KAS	988%
SOL	6%	NEAR	42%	AR	280%	AR	262%	SOL	773%
ARB	-7%	KAS	-11%	ARB	-3%	FDUSD	0%	TUSD	0%
TON	-8%	OP	-12%	HNT	-12%	USDC	0%	USDT	0%
TAO	-9%	DYDX	-12%	TIA	-14%	USDT	0%	XMR	-2%
BSV	-9%	TAO	-15%	SUI	-18%	XMR	-15%	APE	-44%

Category Performance

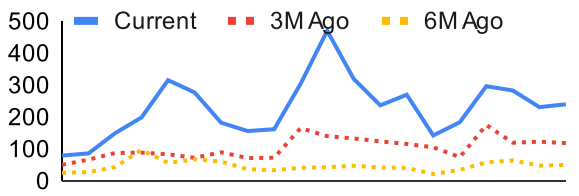
Category	7d	30d	90d	180d	365d	Ecosystem	7d	30d	90d	180d	365d
Meme	31%	275%	227%	485%	209%	Cosmos	5%	91%	107%	344%	347%
Gaming/Entertai	9%	76%	74%	253%	135%	Polkadot	20%	83%	98%	211%	106%
DEX	18%	74%	70%	240%	163%	Solana	2%	72%	66%	261%	255%
IoT/Data/Comp.	5%	73%	94%	293%	170%	Polygon	11%	69%	77%	201%	128%
Smart Contract	6%	62%	82%	241%	142%	BSC	12%	63%	79%	214%	159%
Privacy	6%	58%	47%	90%	16%	Avalanche	8%	57%	83%	190%	125%
Scaling	5%	53%	126%	298%	109%	Tron	0%	54%	64%	119%	109%
Lending	2%	52%	61%	143%	122%	Ethereum	1%	38%	50%	124%	73%
CEXs	11%	44%	32%	114%	61%						
Other DeFi	6%	41%	56%	171%	159%						
Currency	5%	40%	53%	109%	118%						

DeFi

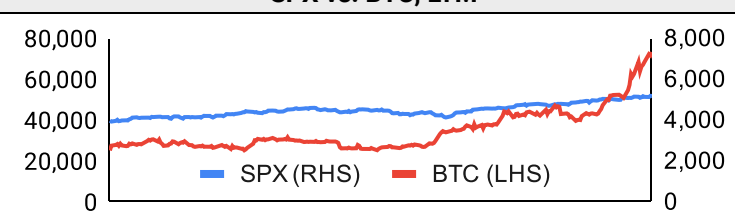


Trading Volume

Aggregate Volumes by Product, \$b					Top Derivatives Exchanges, \$m and bps					Top Spot Exchanges, \$m		
Product	1d	7d	30d	O/I	Exchange	1d Vol	O/I	Mkr	Tkr	Exchange	Score	1d Vol
Spot	79	567	2,110	n/a	Binance	97,621	22,954	2.0	4.0	Binance	9.9	41,764
Perpetuals	1,280	7,390	29,590	311	Bybit	31,011	14,911	2.0	5.5	Coinbase	8.2	5,679
Futures	1	6	24	2	OKX	35,667	7,840	2.0	5.0	Bybit	7.8	5,913
Options	3	19	88	n/a	Bitget	25,639	7,048	2.0	6.0	OKX	7.6	6,010

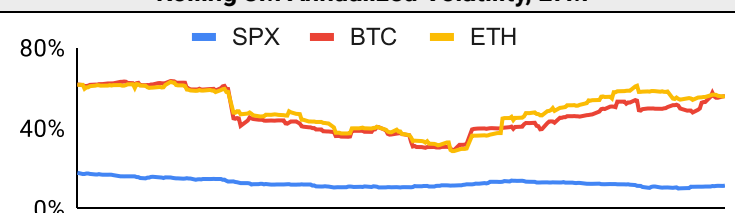
Daily Spot Volume, Top 100 Tokens Last 20d, \$b				Top Volume, 1d, \$m		Top Volume, %20d Avg		Low Volume, %20d Avg	
				USDT	98,331	RBN	255%	XEC	46%
				BTC	46,537	BGB	202%	FLR	49%
				ETH	21,406	TON	196%	UNI	51%
				FDUSD	13,909	CFX	188%	AR	52%
				USDC	10,824	RETH	187%	THETA	54%

Traditional Finance

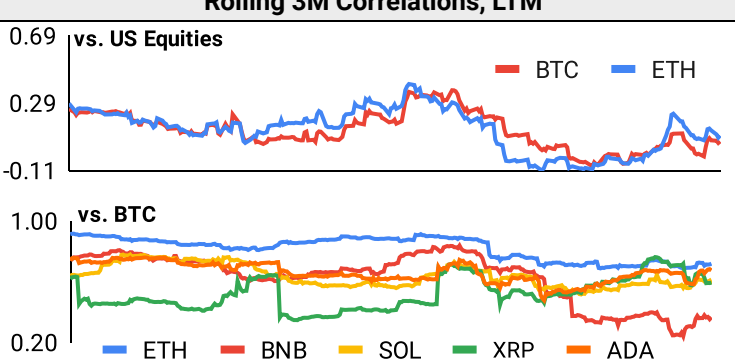
Global Equity Markets							SPX vs. BTC, LTM				
	US	USGrwth	UK	Germany	Japan	HK					
1D	0%	-1%	0%	0%	-1%	0%					
7D	1%	0%	2%	2%	-3%	5%					
90D	10%	9%	3%	6%	10%	1%					
365D	34%	49%	11%	18%	26%	-14%					

10-Year Treasury Yields							Commodities & FX					
	US	Brazil	UK	Germany	Japan	HK	Last	WTI	Gas	Gold	USD/EUR	USD/JPY
Last	4.29%	10.67%	4.12%	2.42%	0.77%	3.71%	Last	81.1	1.71	2,162	0.92	148.1
1d Chg	0.10	-0.04	0.09	0.06	-0.01	-0.06	1d % Chg	1.7%	3.3%	-0.9%	0.5%	0.3%

Volatility

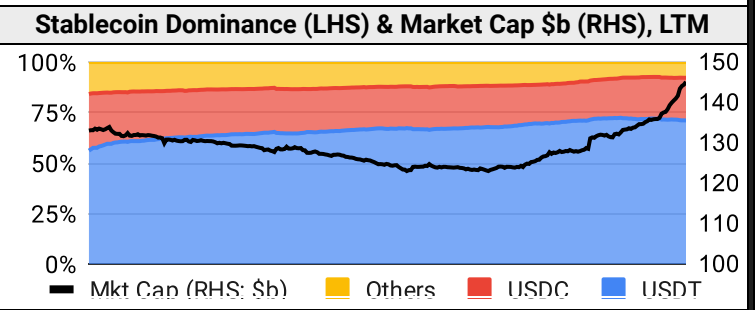
Annualized Volatility							Rolling 3M Annualized Volatility, LTM				
	BTC	ETH	BNB	SOL	XRP	ADA					
30D	62%	50%	92%	75%	88%	79%					
90D	52%	52%	69%	90%	62%	76%					
180D	48%	50%	57%	98%	56%	74%					
365D	44%	46%	50%	86%	96%	70%					

Correlations

Intra-Crypto Correlations, LTM							Rolling 3M Correlations, LTM				
	BTC	ETH	BNB	SOL	XRP	ADA					
BTC											
ETH	0.77										
BNB	0.52	0.51									
SOL	0.61	0.55	0.41								
XRP	0.41	0.48	0.28	0.41							
ADA	0.63	0.66	0.45	0.61	0.64						

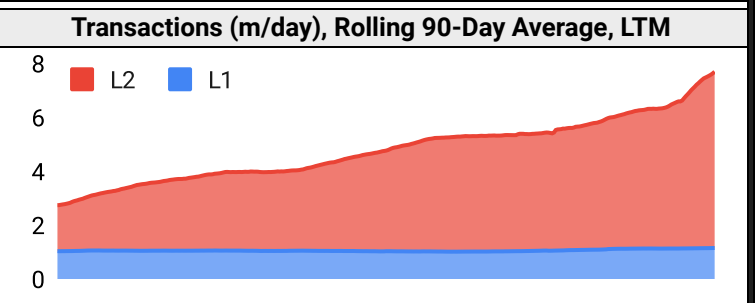
Stablecoins

Stablecoin Market Size and Volume, \$m				
Ticker	Price	1d Vol	20d Avg Vol	Market Cap
USDT	1.00	98,331	94,214	103,120
USDC	1.00	10,824	9,180	30,706
DAI	1.00	503	430	5,346
TUSD	1.00	125	148	1,287
USDe		122	83	1,037
USDD		0	0	733



Ethereum Mainnet & Layer 2s

Mainnet & Layer 2 Transactions (m/day) and L2 TVL (\$m)				
Network	1d	30d Avg	TVL	Tech Type
Arbitrum Nova	4.1	2.9	52	Optimium
zkSync Era	0.9	1.3	822	ZKR
Ethereum	1.3	1.2	-	Mainnet
Arbitrum One	0.8	0.8	15,760	ORU
Linea	0.6	0.7	406	ZKR
Base	0.5	0.4	1,390	ORU
OP Mainnet	0.3	0.4	8,980	ORU
Scroll	0.2	0.3	140	ZKR
Starknet	0.2	0.3	1,630	ZKR
Mantle	0.2	0.2	880	Optimium



Layer 2 Token Performance & Market Cap (\$m)					
	#VALUE	MATIC	IMX	OP	MNT
30d Return	0%	40%	13%	11%	38%
Market Cap	#VALUE	11,180	4,550	4,120	3,180

NFTs and DAOs

NFT Collection Stats (in ETH)					
Collection	Floor	% Listed	3M Ret.	3M Vol	Market Cap
CryptoPunks	50	10%	-9%	37,948	499,900
Bored Ape Yacht C	14	6%	-49%	95,767	139,490
Autoglyphs	225	1%	2%	175	115,200
Pudgy Penguins	11	5%	1%	115,125	95,635
Chromie Squiggle	6	3%	-36%	2,640	57,964
Fidenza by Tyler H	49	5%	-26%	3,147	48,951
Mutant Ape Yacht	2	5%	-56%	107,762	44,625
The Captainz	4	1%	-5%	9,541	42,596
YOU THE REAL MV	95	0%	3%	432	39,900
Milady Maker	4	8%	2%	18,579	38,425

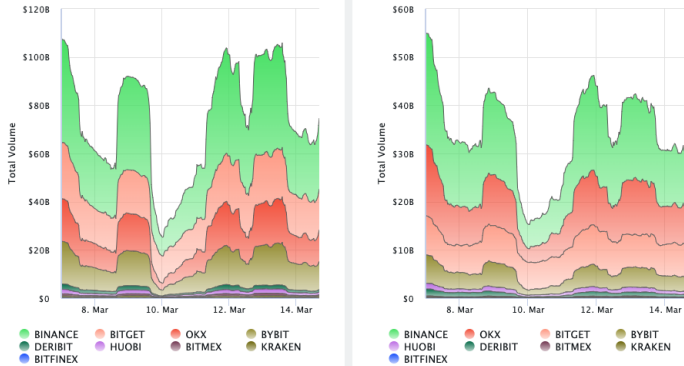
DAO Treasury Amount (\$m) and Composition					
DAO	Treasury	Stables	BTC/ETH	Own Tokens	Other
Arbitrum	6,920	0%	1%	99%	0%
Uniswap	5,674	0%	0%	100%	0%
Mantle	4,158	4%	23%	71%	2%
Optimism	3,273	0%	0%	100%	0%
ENS	1,835	0%	0%	92%	8%
Ethereum	1,211	0%	100%	0%	0%
Merit Circle	744	4%	1%	91%	4%
Golem	739	0%	88%	12%	0%
Gnosis	705	6%	27%	51%	17%
Lido	511	0%	31%	68%	1%

Crypto News

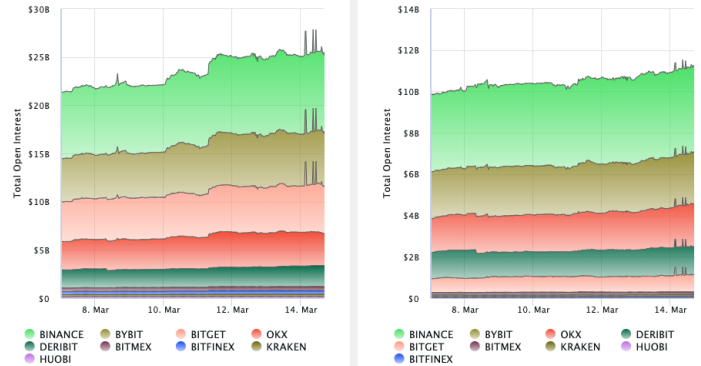
- [The biggest Ethereum upgrade ever goes live - Blockworks](#)
- [Hong Kong Monetary Authority Launches Stablecoin Issuer Sandbox – Regulation Bitcoin News - Bitcoin.com News](#)
- [Why most bitcoin mining stocks are down amid a persistent crypto rally - Blockworks](#)
- [Blobs, MSTR and more: This is Ethereum's broadband moment - Blockworks](#)
- [zkSync welcomes AI data warehouse as latest addition to hyperchain - Blockworks](#)
- [MicroStrategy announces another senior notes offering to buy more bitcoin - Blockworks](#)
- [European Banking Authority takes next step in finalizing stablecoin policy - Blockworks](#)
- [Swell launches its own layer-2 for restaking with Polygon CDK - Blockworks](#)
- [Blast stopped producing blocks following Ethereum's Dencun upgrade - Blockworks](#)

Crypto Futures

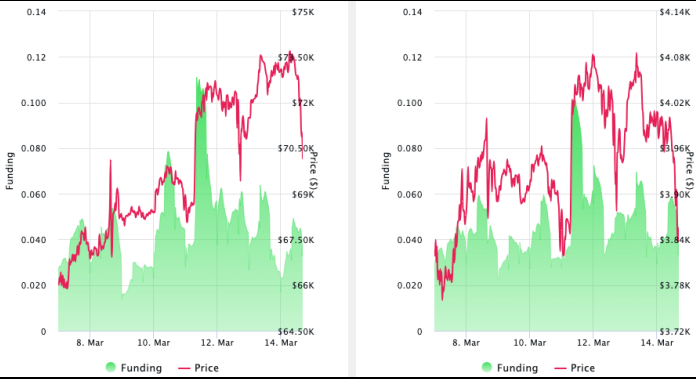
Futures Volume (BTC LHS ; ETH RHS), 1d



Futures Open Interest (BTC LHS ; ETH RHS)



OI Weighted Funding Rate (BTC LHS ; ETH RHS), 1d

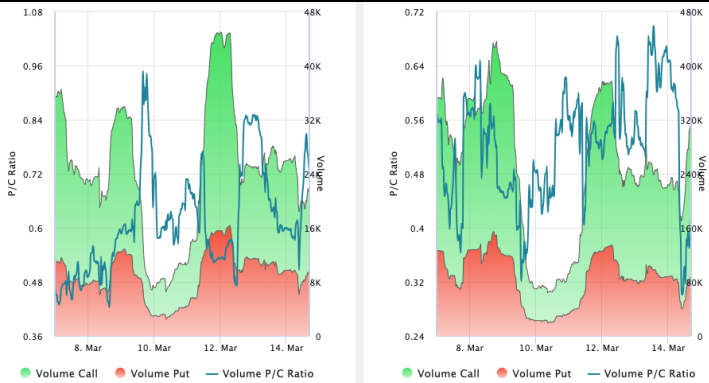


Liquidations (BTC LHS ; ETH RHS), 1d

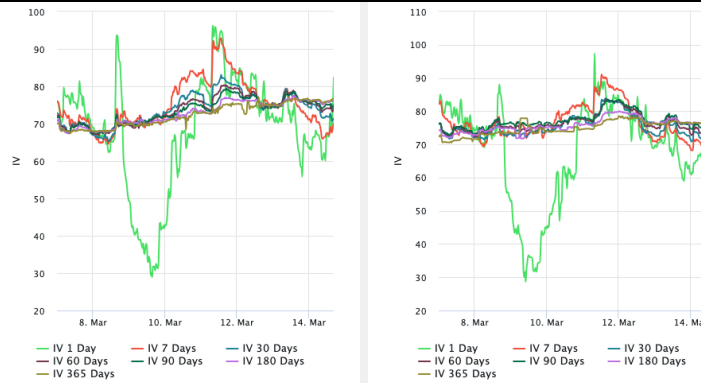


Crypto Options

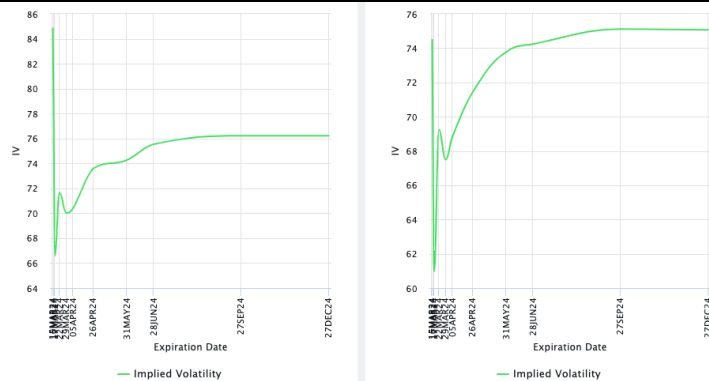
Options Volume & Put/Call Ratio (BTC LHS ; ETH RHS), 1d



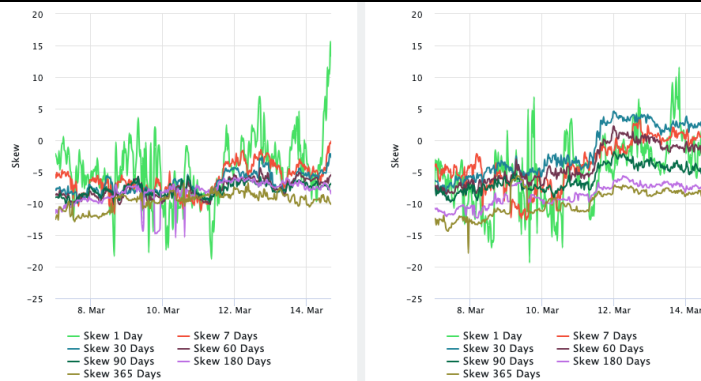
ATM Implied Volatility (BTC LHS ; ETH RHS)



ATM Implied Vol Term Structure (BTC LHS ; ETH RHS)



25 Delta Skew (BTC LHS ; ETH RHS)





March 14, 2024

About GSR

GSR has over a decade of extensive experience in the crypto market, serving as a trusted liquidity provider and active, multi-stage investor. Our suite of services includes OTC Trading, Derivatives, and Market Making. GSR is actively involved in every major sector of the digital asset ecosystem, working with token issuers, institutional investors, miners, and leading trading venues.

For more information or if we can help with anything, please see gsr.io or contact us at gsr@gsr.io.

Follow GSR for more content: [Twitter](#) [Telegram](#) [LinkedIn](#)

Authors

Brian Rudick, Senior Strategist [Twitter](#) [Telegram](#)

Required Disclosures

This material is provided by GSR (the "Firm") solely for informational purposes, is intended only for sophisticated, institutional investors and does not constitute an offer or commitment, a solicitation of an offer or commitment, or any advice or recommendation, to enter into or conclude any transaction (whether on the terms shown or otherwise), or to provide investment services in any state or country where such an offer or solicitation or provision would be illegal. The Firm is not and does not act as an advisor or fiduciary in providing this material. GSR is not authorised or regulated in the UK by the Financial Conduct Authority. The protections provided by the UK regulatory system will not be available to you. Specifically, information provided herein is intended for institutional persons only and is not suitable for retail persons in the United Kingdom, and no solicitation or recommendation is being made to you in regards to any products or services.

This material is not a research report, and not subject to any of the independence and disclosure standards applicable to research reports prepared pursuant to FINRA or CFTC research rules. This material is not independent of the Firm's proprietary interests, which may conflict with the interests of any counterparty of the Firm. The Firm trades instruments discussed in this material for its own account, may trade contrary to the views expressed in this material, and may have positions in other related instruments.

Information contained herein is based on sources considered to be reliable, but is not guaranteed to be accurate or complete. Any opinions or estimates expressed herein reflect a judgment made by the author(s) as of the date of publication, and are subject to change without notice. Trading and investing in digital assets involves significant risks including price volatility and illiquidity and may not be suitable for all investors. The Firm is not liable whatsoever for any direct or consequential loss arising from the use of this material. Copyright of this material belongs to GSR. Neither this material nor any copy thereof may be taken, reproduced or redistributed, directly or indirectly, without prior written permission of GSR

Notes & Sources

All options data is based on Deribit and derivatives graphics are from Laevidas. Market returns are based on price returns for the following ETFs: VOO, QQQ, EWU, EWG, EWJ, and EWH. Onchain volumes are not considered and thus certain token volumes may be understated (e.g., stETH).

CoinGecko	Santiment	DefiLlama	CoinMarketCap	Laevidas
L2Beat	Google Finance	TradingView	Deribit	WorldCoinIndex
Cryptorank	Investing.com	NFT Price Floor	CryptoSlate	