

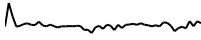









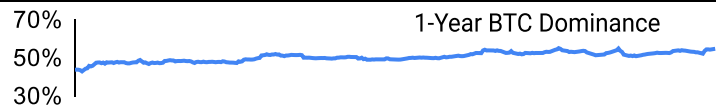
Crypto Leaderboard

Rank	Name	Ticker	Price	24h	7d	30d	24h Vol \$m	MC \$m	1-Year Chart
1	Bitcoin	BTC	\$67,018	6%	23%	56%	55,903	1,316,547	
2	Ethereum	ETH	\$3,582	2%	12%	55%	23,834	430,391	
3	Tether	USDT	\$1.01	0%	0%	0%	92,149	100,012	
4	BNB	BNB	\$420	-1%	3%	38%	1,864	64,691	
5	Solana	SOL	\$132	-2%	17%	32%	3,615	58,390	
6	XRP Ledger	XRP	\$0.66	3%	17%	25%	2,957	36,195	
7	Lido stETH	STETH	\$3,578	3%	12%	55%	46	35,264	
8	USD Coin	USDC	\$1.00	0%	0%	0%	8,213	28,998	
9	Cardano	ADA	\$0.79	6%	25%	51%	1,465	27,698	
10	Dogecoin	DOGE	\$0.18	23%	100%	127%	6,251	25,287	

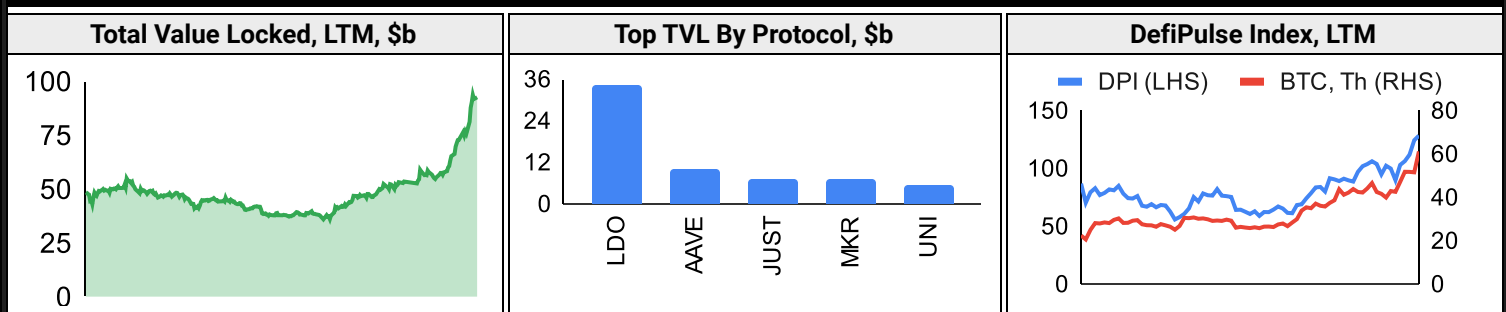
Top & Bottom Performers - Top 100 Tokens

24h		7 Days		30 Days		90 Days		365 Days	
BONK	55%	PEPE	311%	PEPE	705%	BONK	441%	BONK	6916%
SHIB	47%	SHIB	227%	JASMY	332%	PEPE	361%	KAS	1162%
BTT	33%	BONK	206%	BONK	297%	JASMY	310%	INJ	1069%
PEPE	26%	DOGE	100%	SHIB	262%	BTT	274%	SOL	515%
FLR	-9%	LDO	-12%	DAI	0%	OKB	-3%	XMR	-1%
AXL	-12%	SEI	-12%	FDUSD	0%	XMR	-14%	MATIC	-2%
AR	-13%	SUI	-13%	XMR	-11%	RUNE	-16%	EOS	-12%
WIF	-18%	FLR	-22%	TIA	-13%	LUNC	-17%	APE	-52%

Category Performance

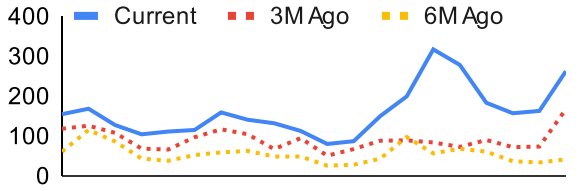
Category	7d	30d	90d	180d	365d	Ecosystem	7d	30d	90d	180d	365d
Meme	155%	213%	152%	315%	120%	Cosmos	26%	68%	84%	239%	240%
IoT/Data/Comp.	22%	76%	117%	273%	132%	Polkadot	17%	57%	55%	136%	46%
Gaming/Entertai	22%	69%	57%	197%	87%	Solana	65%	56%	60%	199%	164%
Lending	21%	64%	48%	159%	107%	Polygon	16%	52%	56%	151%	87%
Scaling	15%	56%	110%	247%	81%	Avalanche	11%	51%	60%	160%	83%
Smart Contract	22%	51%	71%	185%	94%	BSC	13%	42%	53%	157%	116%
Privacy	16%	50%	37%	79%	-4%	Tron	11%	42%	54%	103%	80%
Currency	29%	47%	52%	111%	112%	Ethereum	7%	38%	29%	108%	45%
DEX	13%	41%	35%	154%	71%						
Other DeFi	1%	28%	35%	132%	126%						
CEXs	13%	18%	12%	81%	30%						

DeFi

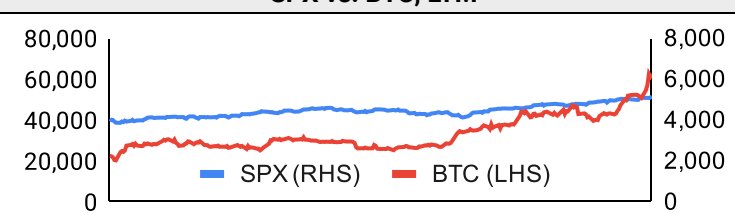


Trading Volume

Aggregate Volumes by Product, \$b					Top Derivatives Exchanges, \$m and bps					Top Spot Exchanges, \$m		
Product	1d	7d	30d	O/I	Exchange	1d Vol	O/I	Mkr	Tkr	Exchange	Score	1d Vol
Spot	89	480	1,470	n/a	Binance	110,884	20,002	2.0	4.0	Binance	9.9	42,199
Perpetuals	1,940	10,470	17,140	353	Bybit	36,994	12,911	2.0	5.5	Coinbase	8.2	6,265
Futures	1	6	17	2	OKX	42,832	6,936	2.0	5.0	Bybit	7.8	7,146
Options	4	26	69	n/a	Bitget	27,309	6,214	2.0	6.0	OKX	7.6	6,706

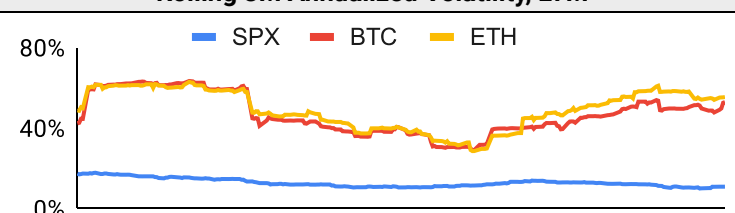
Daily Spot Volume, Top 100 Tokens Last 20d, \$b				Top Volume, 1d, \$m		Top Volume, %20d Avg		Low Volume, %20d Avg	
				USDT	107,938	SHIB	564%	BGB	61%
				BTC	57,407	FTM	534%	XMR	72%
				ETH	22,489	BONK	506%	GRT	77%
				FDUSD	14,262	PEPE	464%	RETH	78%
				USDC	8,885	DOGE	375%	UNI	78%

Traditional Finance

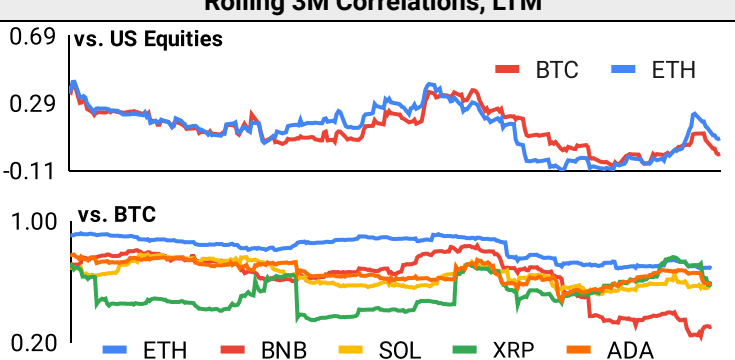
Global Equity Markets							SPX vs. BTC, LTM	
	US	USGrwth	UK	Germany	Japan	HK		
1D	1%	2%	1%	0%	2%	0%		
7D	1%	2%	0%	2%	2%	-2%		
90D	12%	15%	2%	7%	13%	-1%		
365D	31%	53%	6%	15%	28%	-20%		

10-Year Treasury Yields							Commodities & FX					
	US	Brazil	UK	Germany	Japan	HK	Last	WTI	Gas	Gold	USD/EUR	USD/JPY
Last	4.22%	10.71%	4.17%	2.40%	0.71%	3.76%	Last	78.7	1.95	2,126	0.92	150.5
1d Chg	0.04	-0.03	0.04	0.01	-0.01	-0.06	1d % Chg	-1.6%	6.4%	1.4%	-0.2%	0.3%

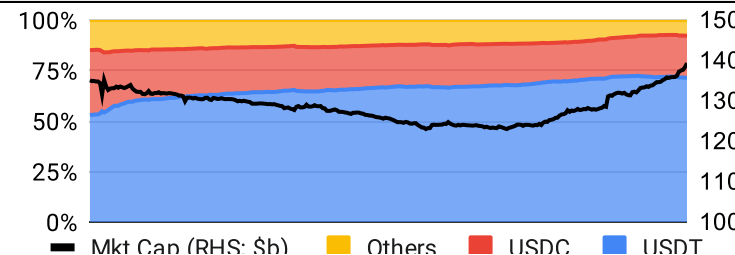
Volatility

Annualized Volatility							Rolling 3M Annualized Volatility, LTM			
	BTC	ETH	BNB	SOL	XRP	ADA				
30D	49%	38%	45%	62%	47%	62%				
90D	49%	52%	51%	92%	49%	89%				
180D	45%	48%	45%	97%	48%	71%				
365D	45%	47%	44%	87%	94%	69%				

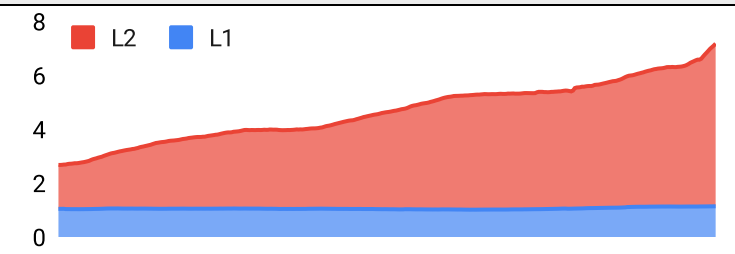
Correlations

Intra-Crypto Correlations, LTM							Rolling 3M Correlations, LTM					
	BTC	ETH	BNB	SOL	XRP	ADA						
BTC												
ETH	0.78											
BNB	0.56	0.57										
SOL	0.61	0.57	0.41									
XRP	0.38	0.45	0.32	0.40								
ADA	0.62	0.65	0.50	0.63	0.63							

Stablecoins

Stablecoin Market Size and Volume, \$m					Stablecoin Dominance (LHS) & Market Cap \$b (RHS), LTM	
Ticker	Price	1d Vol	20d Avg Vol	Market Cap		
USDT	1.00	107,938	67,048	99,614		
USDC	1.00	8,885	6,521	28,872		
DAI	1.00	285	199	5,347		
TUSD	1.00	159	135	1,290		
USDe				772		
USDD	1.00	21	15	735		

Ethereum Mainnet & Layer 2s

Mainnet & Layer 2 Transactions (m/day) and L2 TVL (\$m)					Transactions (m/day), Rolling 90-Day Average, LTM	
Network	1d	30d Avg	TVL	Tech Type		
Arbitrum Nova	4.5	1.8	47	Optimium		
zkSync Era	1.3	1.4	814	ZKR		
Ethereum	1.2	1.1	-	Mainnet		
Arbitrum One	0.8	0.8	14,310	ORU		
Linea	1.0	0.5	354	ZKR		
Base	0.4	0.4	1,090	ORU		
OP Mainnet	0.4	0.4	8,170	ORU		
Scroll	0.3	0.3	134	ZKR		
Starknet	0.1	0.2	1,270	ZKR		
ApeX	0.2	0.2	87	App-specific Validium		

Layer 2 Token Performance & Market Cap (\$m)					
	MATIC	IMX	OP	MNT	ARB
30d Return	43%	42%	29%	53%	10%
Market Cap	10,530	4,440	3,890	2,910	2,530

NFTs and DAOs

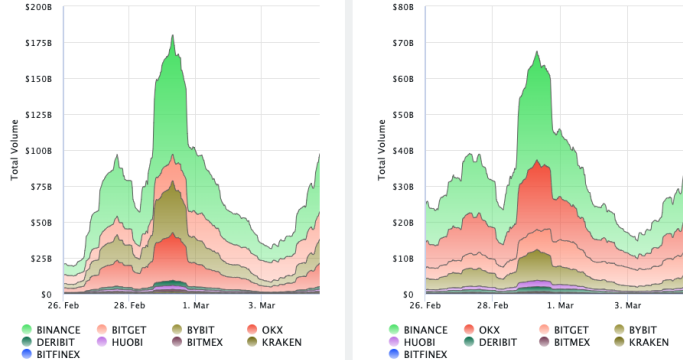
NFT Collection Stats (in ETH)						DAO Treasury Amount (\$m) and Composition					
Collection	Floor	Listings	3M Ret.	3M Vol	Market Cap	DAO	Treasury	Stables	BTC/ETH	Own Tokens	Other
CryptoPunks	57.0	992	0%	36,427	570,000	Arbitrum	7,018	0%	1%	99%	0%
Bored Ape	19.3	522	-35%	99,137	192,500	Uniswap	5,016	0%	0%	100%	0%
Pudgy Penguins	16.1	465	77%	122,120	143,097	Optimism	3,182	0%	0%	100%	0%
Autoglyphs	230.0	4	7%	290	117,760	Mantle	2,940	0%	4%	88%	8%
Squiggle	7.0	226	-23%	2,597	69,858	ENS	1,632	0%	0%	91%	9%
Mutant Ape	3.5	1,361	-39%	108,913	68,867	Ethereum	1,101	0%	100%	0%	0%
The Captainz	5.8	102	31%	8,761	57,594	Golem	686	0%	87%	13%	0%
Fidenza	54.0	46	-11%	2,218	53,946	Merit Circle	668	4%	1%	92%	2%
Milady Maker	4.9	713	42%	18,294	48,700	Gnosis	667	6%	20%	52%	22%
Azuki	4.7	691	-27%	111,637	46,890	Lido	502	0%	29%	71%	1%

Crypto News

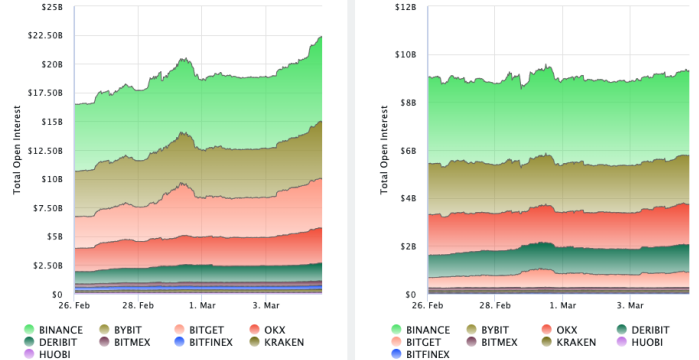
- [Bitcoin tops \\$66,000 as it nears 2021 all-time high - CNBC](#)
- [Crypto Stocks Surge as Bitcoin Approaches All-Time Highs - CoinDesk](#)
- [Bitcoin Rally Leaves More Than 97% of Addresses in Profit, Blockchain Data Show - CoinDesk](#)
- [Bitcoin NodeMonkes NFT collection sees massive spike in demand by whales - FXStreet](#)
- [Taiwan to introduce new digital currency laws in September: Report - Cointelegraph](#)
- [Indonesia's Commodities Regulator Requests Finance Ministry to Review Crypto Taxes – Taxes Bitcoin News - Bitcoin.com News](#)
- [Coinbase's Paul Grewal 'doesn't think much of' default judgment in ex-Coinbase insider case - Blockworks](#)
- [Binance's woes in Nigeria continue to mount - Blockworks](#)
- [EIA to drop emergency bitcoin miner survey following court battle - Blockworks](#)

Crypto Futures

Futures Volume (BTC LHS ; ETH RHS), 1d



Futures Open Interest (BTC LHS ; ETH RHS)



OI Weighted Funding Rate (BTC LHS ; ETH RHS), 1d

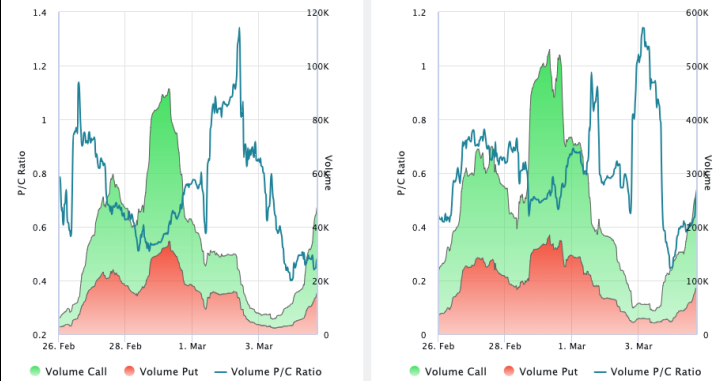


Liquidations (BTC LHS ; ETH RHS), 1d

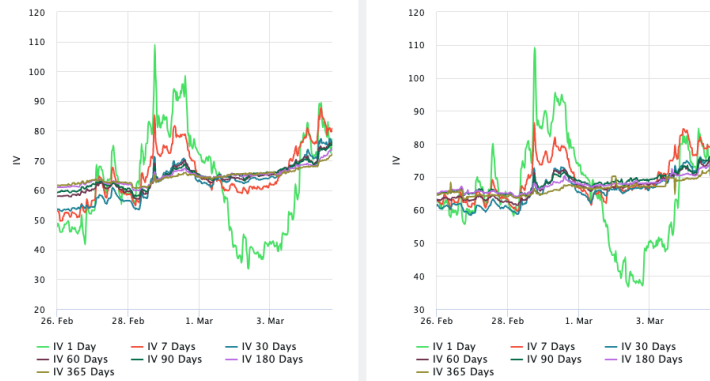


Crypto Options

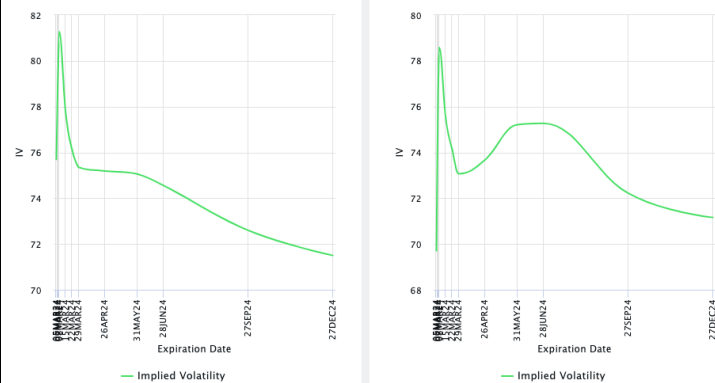
Options Volume & Put/Call Ratio (BTC LHS ; ETH RHS), 1d



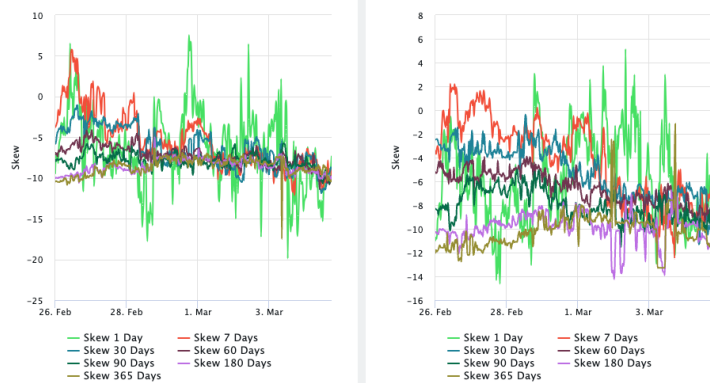
ATM Implied Volatility (BTC LHS ; ETH RHS)



ATM Implied Vol Term Structure (BTC LHS ; ETH RHS)



25 Delta Skew (BTC LHS ; ETH RHS)





March 4, 2024

About GSR

GSR has over a decade of extensive experience in the crypto market, serving as a trusted liquidity provider and active, multi-stage investor. Our suite of services includes OTC Trading, Derivatives, and Market Making. GSR is actively involved in every major sector of the digital asset ecosystem, working with token issuers, institutional investors, miners, and leading trading venues.

For more information or if we can help with anything, please see gsr.io or contact us at gsr@gsr.io.

Follow GSR for more content: [Twitter](#) [Telegram](#) [LinkedIn](#)

Authors

Brian Rudick, Senior Strategist [Twitter](#) [Telegram](#)

Required Disclosures

This material is provided by GSR (the "Firm") solely for informational purposes, is intended only for sophisticated, institutional investors and does not constitute an offer or commitment, a solicitation of an offer or commitment, or any advice or recommendation, to enter into or conclude any transaction (whether on the terms shown or otherwise), or to provide investment services in any state or country where such an offer or solicitation or provision would be illegal. The Firm is not and does not act as an advisor or fiduciary in providing this material. GSR is not authorised or regulated in the UK by the Financial Conduct Authority. The protections provided by the UK regulatory system will not be available to you. Specifically, information provided herein is intended for institutional persons only and is not suitable for retail persons in the United Kingdom, and no solicitation or recommendation is being made to you in regards to any products or services.

This material is not a research report, and not subject to any of the independence and disclosure standards applicable to research reports prepared pursuant to FINRA or CFTC research rules. This material is not independent of the Firm's proprietary interests, which may conflict with the interests of any counterparty of the Firm. The Firm trades instruments discussed in this material for its own account, may trade contrary to the views expressed in this material, and may have positions in other related instruments.

Information contained herein is based on sources considered to be reliable, but is not guaranteed to be accurate or complete. Any opinions or estimates expressed herein reflect a judgment made by the author(s) as of the date of publication, and are subject to change without notice. Trading and investing in digital assets involves significant risks including price volatility and illiquidity and may not be suitable for all investors. The Firm is not liable whatsoever for any direct or consequential loss arising from the use of this material. Copyright of this material belongs to GSR. Neither this material nor any copy thereof may be taken, reproduced or redistributed, directly or indirectly, without prior written permission of GSR

Notes & Sources

All options data is based on Deribit and derivatives graphics are from Laevidas. Market returns are based on price returns for the following ETFs: VOO, QQQ, EWU, EWG, EWJ, and EWH. Onchain volumes are not considered and thus certain token volumes may be understated (e.g., stETH).

CoinGecko	Santiment	DefiLlama	CoinMarketCap	Laevidas
L2Beat	Google Finance	TradingView	Deribit	WorldCoinIndex
Cryptorank	Investing.com	NFT Price Floor	CryptoSlate	