

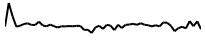









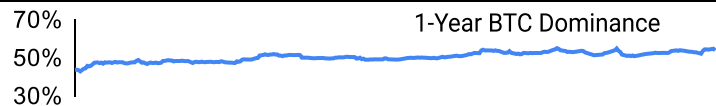
Crypto Leaderboard

Rank	Name	Ticker	Price	24h	7d	30d	24h Vol \$m	MC \$m	1-Year Chart
1	Bitcoin	BTC	\$65,121	-2%	14%	53%	85,487	1,279,342	
2	Ethereum	ETH	\$3,684	4%	13%	61%	39,698	442,719	
3	Tether	USDT	\$0.98	0%	0%	0%	138,468	98,404	
4	BNB	BNB	\$405	-2%	3%	34%	3,110	62,587	
5	Solana	SOL	\$134	3%	23%	39%	7,078	59,166	
6	Lido stETH	STETH	\$3,689	4%	14%	61%	55	36,315	
7	XRP Ledger	XRP	\$0.62	-4%	7%	24%	3,954	33,599	
8	USD Coin	USDC	\$0.99	0%	0%	0%	14,061	28,690	
9	Cardano	ADA	\$0.72	-6%	17%	48%	1,456	25,611	
10	Dogecoin	DOGE	\$0.16	-10%	69%	111%	9,384	23,569	

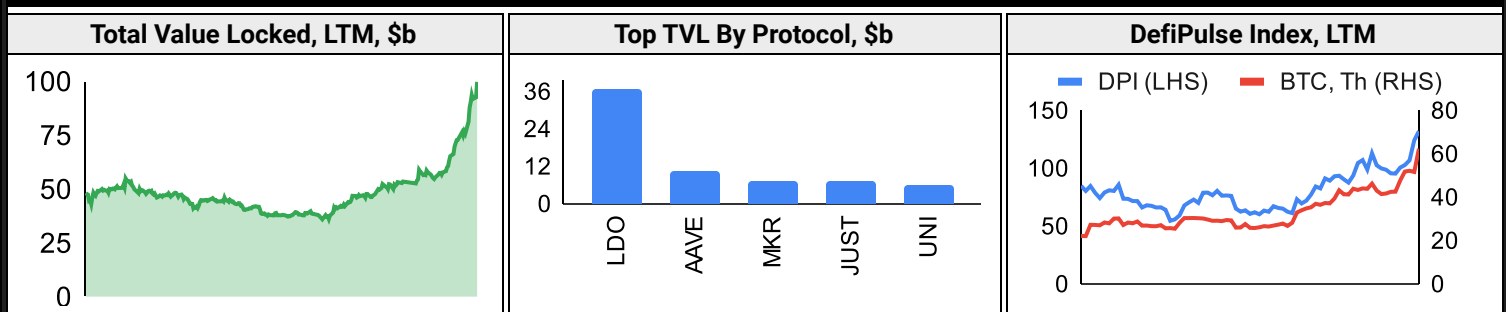
Top & Bottom Performers - Top 100 Tokens

24h		7 Days		30 Days		90 Days		365 Days	
THETA	26%	SHIB	208%	PEPE	637%	PEPE	341%	BONK	5228%
STRK	23%	PEPE	147%	SHIB	278%	BONK	315%	INJ	1131%
XEC	21%	BONK	109%	AR	260%	AR	286%	KAS	1040%
ICP	15%	XEC	99%	FET	238%	FET	251%	TAO	691%
PEPE	-19%	IMX	-10%	DAI	0%	OKB	-2%	MATIC	-4%
WIF	-23%	BGB	-10%	FDUSD	-1%	XRP	-2%	XMR	-8%
FLOKI	-29%	FLR	-13%	TIA	-6%	RUNE	-13%	EOS	-10%
BONK	-29%	SEI	-14%	XMR	-14%	XMR	-17%	APE	-54%

Category Performance

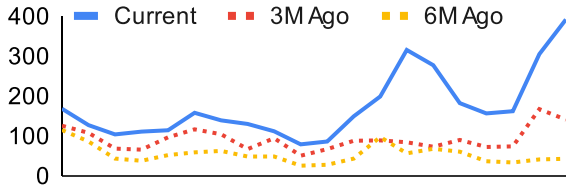
Category	7d	30d	90d	180d	365d	Ecosystem	7d	30d	90d	180d	365d
Meme	110%	187%	131%	263%	98%	Cosmos	39%	91%	105%	272%	251%
Gaming/Entertai	19%	79%	65%	215%	100%	Polkadot	12%	57%	54%	133%	45%
IoT/Data/Comp.	15%	74%	96%	265%	127%	Polygon	14%	55%	59%	152%	88%
Lending	16%	63%	47%	149%	99%	Avalanche	11%	54%	63%	158%	82%
Scaling	17%	61%	121%	247%	81%	Tron	14%	53%	54%	118%	92%
Smart Contract	23%	56%	75%	188%	97%	BSC	12%	46%	55%	153%	119%
Privacy	12%	47%	33%	71%	-7%	Ethereum	8%	44%	38%	112%	49%
DEX	15%	46%	43%	161%	76%	Solana	24%	42%	54%	189%	160%
Currency	19%	44%	45%	99%	102%						
Other DeFi	4%	35%	46%	138%	136%						
CEXs	17%	24%	17%	86%	36%						

DeFi

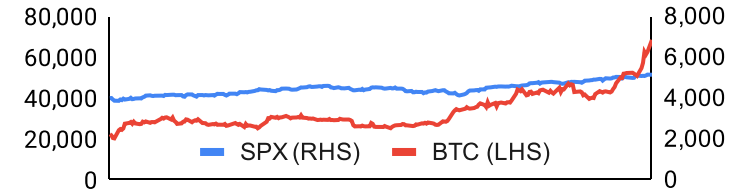


Trading Volume

Aggregate Volumes by Product, \$b					Top Derivatives Exchanges, \$m and bps					Top Spot Exchanges, \$m		
Product	1d	7d	30d	O/I	Exchange	1d Vol	O/I	Mkr	Tkr	Exchange	Score	1d Vol
Spot	128	494	1,460	n/a	Binance	173,799	20,031	2.0	4.0	Binance	9.9	64,667
Perpetuals	2,230	11,900	18,370	315	Bybit	59,192	12,952	2.0	5.5	Coinbase	8.2	10,286
Futures	2	6	16	2	OKX	64,275	7,207	2.0	5.0	Bybit	7.8	10,961
Options	5	25	72	n/a	Deribit	4,359	2,960	0.0	5.0	OKX	7.6	10,424

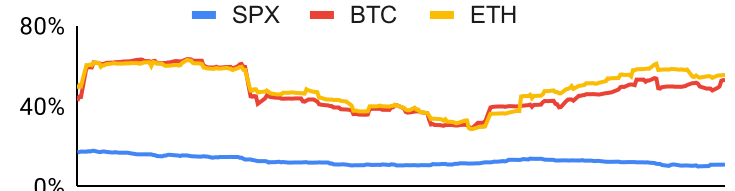
Daily Spot Volume, Top 100 Tokens Last 20d, \$b				Top Volume, 1d, \$m		Top Volume, %20d Avg		Low Volume, %20d Avg	
				USDT	156,361	XEC	1048%	BGB	61%
				BTC	85,164	CRO	723%	XMR	85%
				ETH	36,721	SHIB	715%	VET	92%
				FDUSD	22,493	LUNC	465%	GRT	97%
				SHIB	15,141	BONK	425%	STX	97%

Traditional Finance

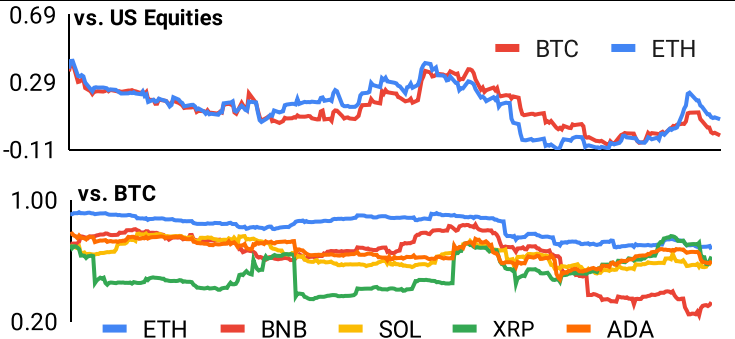
Global Equity Markets							SPX vs. BTC, LTM				
	US	USGrwth	UK	Germany	Japan	HK					
1D	0%	0%	0%	0%	-1%	0%					
7D	1%	2%	0%	1%	1%	-2%					
90D	13%	15%	4%	7%	14%	2%					
365D	29%	49%	5%	13%	24%	-20%					

10-Year Treasury Yields							Commodities & FX					
	US	Brazil	UK	Germany	Japan	HK	Last	WTI	Gas	Gold	USD/EUR	USD/JPY
Last	4.15%	10.71%	4.05%	2.32%	0.70%	3.76%	Last	78.5	1.92	2,135	0.92	150.2
1d Chg	-0.07	0.00	-0.07	0.00	-0.01	-0.06	1d % Chg	-0.3%	0.4%	0.4%	-0.1%	-0.2%

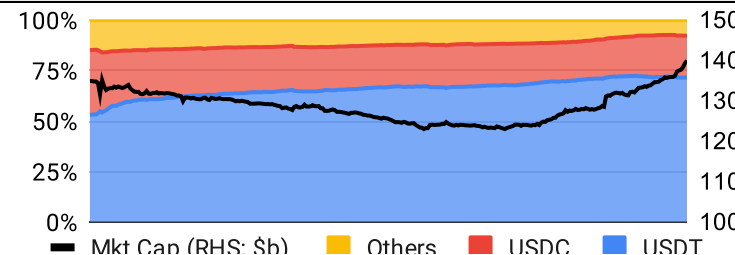
Volatility

Annualized Volatility							Rolling 3M Annualized Volatility, LTM				
	BTC	ETH	BNB	SOL	XRP	ADA					
30D	56%	39%	47%	61%	49%	63%					
90D	52%	52%	51%	92%	49%	90%					
180D	46%	49%	45%	97%	48%	72%					
365D	45%	47%	44%	87%	94%	69%					

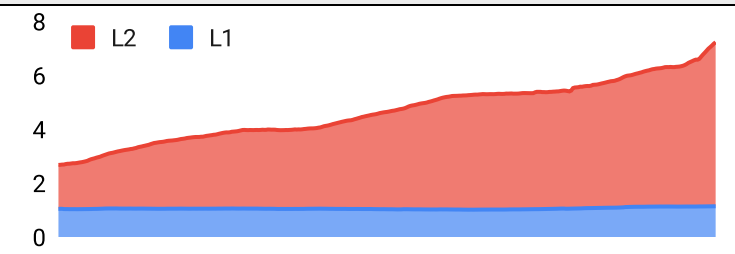
Correlations

Intra-Crypto Correlations, LTM							Rolling 3M Correlations, LTM				
	BTC	ETH	BNB	SOL	XRP	ADA					
BTC											
ETH	0.78										
BNB	0.56	0.56									
SOL	0.60	0.57	0.41								
XRP	0.38	0.45	0.32	0.41							
ADA	0.62	0.65	0.50	0.63	0.63						

Stablecoins

Stablecoin Market Size and Volume, \$m					Stablecoin Dominance (LHS) & Market Cap \$b (RHS), LTM	
Ticker	Price	1d Vol	20d Avg Vol	Market Cap		
USDT	1.00	156,361	72,441	100,179		
USDC	1.00	14,553	6,996	28,902		
DAI	1.00	485	216	5,347		
TUSD	1.00	213	140	1,290		
USDe		0	55	795		
USDD	1.00	21	15	736		
						— Mkt Cap (RHS: \$b) ■ Others ■ USDC ■ USDT

Ethereum Mainnet & Layer 2s

Mainnet & Layer 2 Transactions (m/day) and L2 TVL (\$m)					Transactions (m/day), Rolling 90-Day Average, LTM	
Network	1d	30d Avg	TVL	Tech Type		
Arbitrum Nova	4.6	1.9	51	Optimium		
zkSync Era	0.9	1.3	876	ZKR		
Ethereum	1.3	1.1	-	Mainnet		
Arbitrum One	0.7	0.8	15,340	ORU		
Linea	0.5	0.5	389	ZKR		
Base	0.3	0.4	1,110	ORU		
OP Mainnet	0.4	0.4	8,580	ORU		
Scroll	0.2	0.3	142	ZKR		
Starknet	0.1	0.2	1,450	ZKR		
ApeX	0.2	0.2	87	App-specific Validium		

Layer 2 Token Performance & Market Cap (\$m)					
	MATIC	OP	IMX	ARB	MNT
30d Return	38%	43%	41%	17%	57%
Market Cap	10,290	4,430	4,310	3,060	3,040

NFTs and DAOs

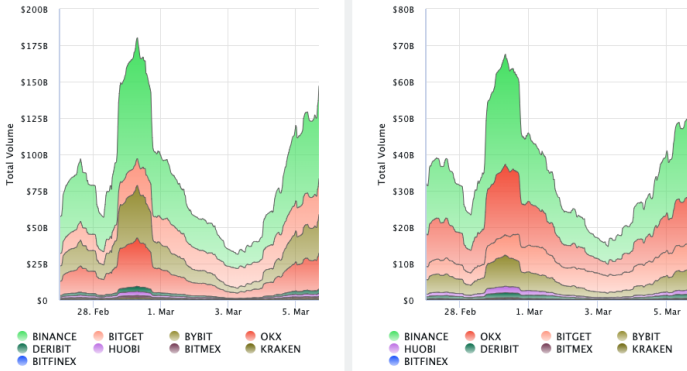
NFT Collection Stats (in ETH)						DAO Treasury Amount (\$m) and Composition					
Collection	Floor	Listings	3M Ret.	3M Vol	Market Cap	DAO	Treasury	Stables	BTC/ETH	Own Tokens	Other
CryptoPunks	56.2	995	0%	36,578	562,000	Arbitrum	7,472	0%	1%	99%	0%
Bored Ape	18.2	514	-38%	97,231	181,900	Uniswap	5,265	0%	0%	100%	0%
Pudgy Penguins	15.9	485	95%	121,658	141,230	Optimism	3,532	0%	0%	100%	0%
Autoglyphs	230.0	4	7%	290	117,760	Mantle	3,192	0%	3%	89%	8%
Squiggle	6.9	232	-24%	2,632	69,175	ENS	2,082	0%	0%	93%	7%
Mutant Ape	3.2	1,367	-43%	108,928	63,040	Ethereum	1,167	0%	100%	0%	0%
The Captainz	5.3	105	11%	8,049	53,094	Merit Circle	778	4%	1%	93%	2%
Fidenza	50.0	46	-29%	2,943	49,950	Golem	716	0%	88%	12%	0%
Azuki	4.4	697	-29%	111,402	44,480	Gnosis	645	6%	22%	54%	18%
Milady Maker	4.4	752	33%	18,222	43,870	Lido	523	0%	29%	70%	0%

Crypto News

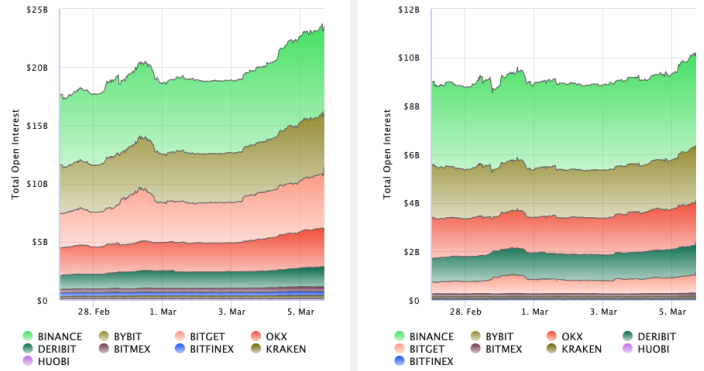
- [Bitcoin price surges past \\$69K to hit new all-time high - Blockworks](#)
- [Bitcoin market cap reaches a new high, briefly surpassing silver - Cointelegraph](#)
- [Deutsche Boerse Starts Regulated Crypto Trading Platform DBDX - CoinDesk](#)
- [Memecoins \(PEPE, WIF\) Hit New Record Highs as Bitcoin \(BTC\) Rallies - Bloomberg](#)
- [Van Eck eyes spot bitcoin ETF launch in Australia - Funds Global Asia](#)
- [BlackRock Seeks to Add Bitcoin ETFs to Its Strategic Portfolio - Decrypt](#)
- [BRICS Will Create Payment System Based on Digital Currencies and Blockchain: Report - CoinDesk](#)
- [Crypto Liquidations Cross \\$550M as Bitcoin Remains Volatile Ahead of Historic Highs - CoinDesk](#)
- [Tether prints 100 billionth USDT - Blockworks](#)

Crypto Futures

Futures Volume (BTC LHS ; ETH RHS), 1d



Futures Open Interest (BTC LHS ; ETH RHS)



OI Weighted Funding Rate (BTC LHS ; ETH RHS), 1d

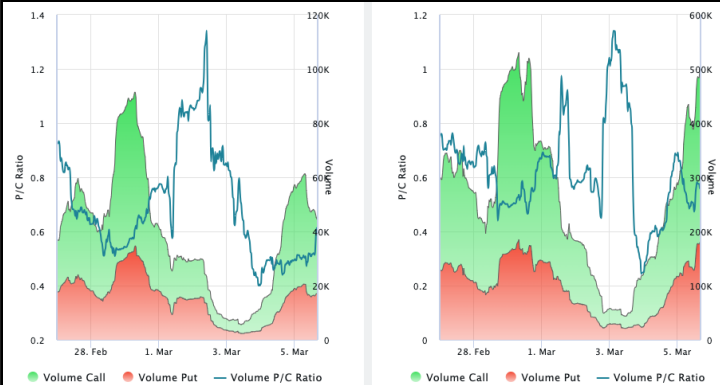


Liquidations (BTC LHS ; ETH RHS), 1d



Crypto Options

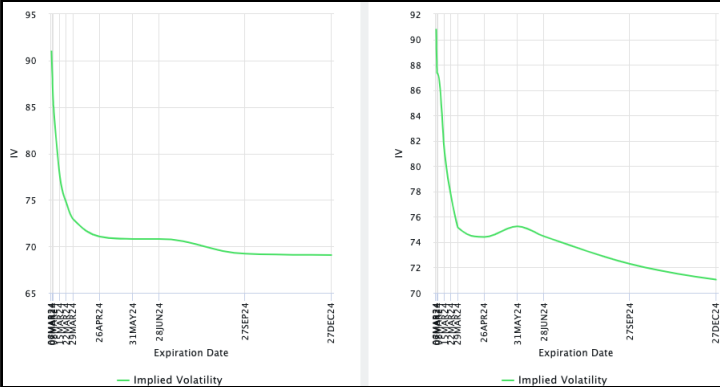
Options Volume & Put/Call Ratio (BTC LHS ; ETH RHS), 1d



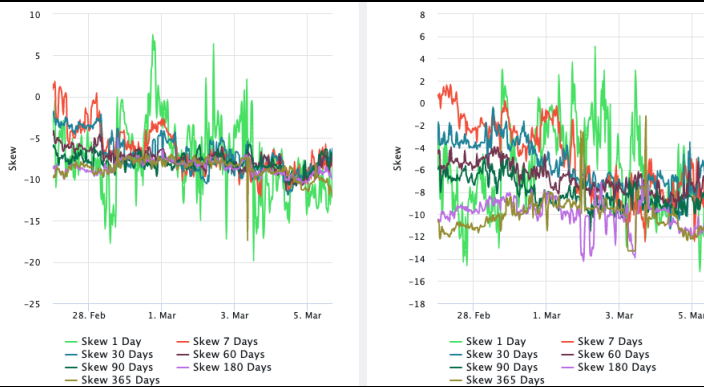
ATM Implied Volatility (BTC LHS ; ETH RHS)



ATM Implied Vol Term Structure (BTC LHS ; ETH RHS)



25 Delta Skew (BTC LHS ; ETH RHS)





March 5, 2024

About GSR

GSR has over a decade of extensive experience in the crypto market, serving as a trusted liquidity provider and active, multi-stage investor. Our suite of services includes OTC Trading, Derivatives, and Market Making. GSR is actively involved in every major sector of the digital asset ecosystem, working with token issuers, institutional investors, miners, and leading trading venues.

For more information or if we can help with anything, please see gsr.io or contact us at gsr@gsr.io.

Follow GSR for more content: [Twitter](#) [Telegram](#) [LinkedIn](#)

Authors

Brian Rudick, Senior Strategist [Twitter](#) [Telegram](#)

Required Disclosures

This material is provided by GSR (the "Firm") solely for informational purposes, is intended only for sophisticated, institutional investors and does not constitute an offer or commitment, a solicitation of an offer or commitment, or any advice or recommendation, to enter into or conclude any transaction (whether on the terms shown or otherwise), or to provide investment services in any state or country where such an offer or solicitation or provision would be illegal. The Firm is not and does not act as an advisor or fiduciary in providing this material. GSR is not authorised or regulated in the UK by the Financial Conduct Authority. The protections provided by the UK regulatory system will not be available to you. Specifically, information provided herein is intended for institutional persons only and is not suitable for retail persons in the United Kingdom, and no solicitation or recommendation is being made to you in regards to any products or services.

This material is not a research report, and not subject to any of the independence and disclosure standards applicable to research reports prepared pursuant to FINRA or CFTC research rules. This material is not independent of the Firm's proprietary interests, which may conflict with the interests of any counterparty of the Firm. The Firm trades instruments discussed in this material for its own account, may trade contrary to the views expressed in this material, and may have positions in other related instruments.

Information contained herein is based on sources considered to be reliable, but is not guaranteed to be accurate or complete. Any opinions or estimates expressed herein reflect a judgment made by the author(s) as of the date of publication, and are subject to change without notice. Trading and investing in digital assets involves significant risks including price volatility and illiquidity and may not be suitable for all investors. The Firm is not liable whatsoever for any direct or consequential loss arising from the use of this material. Copyright of this material belongs to GSR. Neither this material nor any copy thereof may be taken, reproduced or redistributed, directly or indirectly, without prior written permission of GSR

Notes & Sources

All options data is based on Deribit and derivatives graphics are from Laevidas. Market returns are based on price returns for the following ETFs: VOO, QQQ, EWU, EWG, EWJ, and EWH. Onchain volumes are not considered and thus certain token volumes may be understated (e.g., stETH).

CoinGecko	Santiment	DefiLlama	CoinMarketCap	Laevidas
L2Beat	Google Finance	TradingView	Deribit	WorldCoinIndex
Cryptorank	Investing.com	NFT Price Floor	CryptoSlate	