

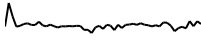









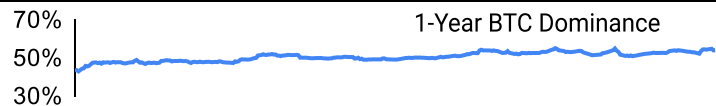
Crypto Leaderboard

Rank	Name	Ticker	Price	24h	7d	30d	24h Vol \$m	MC \$m	1-Year Chart
1	Bitcoin	BTC	\$66,380	-3%	6%	55%	111,439	1,304,127	
2	Ethereum	ETH	\$3,832	1%	13%	66%	62,318	460,708	
3	Tether	USDT	\$1.00	0%	0%	0%	173,001	101,171	
4	BNB	BNB	\$424	0%	2%	41%	4,900	65,266	
5	Solana	SOL	\$128	-4%	8%	33%	10,194	56,845	
6	Lido stETH	STETH	\$3,821	1%	13%	66%	111	37,661	
7	XRP Ledger	XRP	\$0.60	-8%	4%	19%	4,412	32,983	
8	USD Coin	USDC	\$1.00	0%	0%	0%	17,801	29,183	
9	Cardano	ADA	\$0.72	-8%	13%	45%	2,184	25,191	
10	Dogecoin	DOGE	\$0.16	-14%	39%	108%	8,700	23,360	

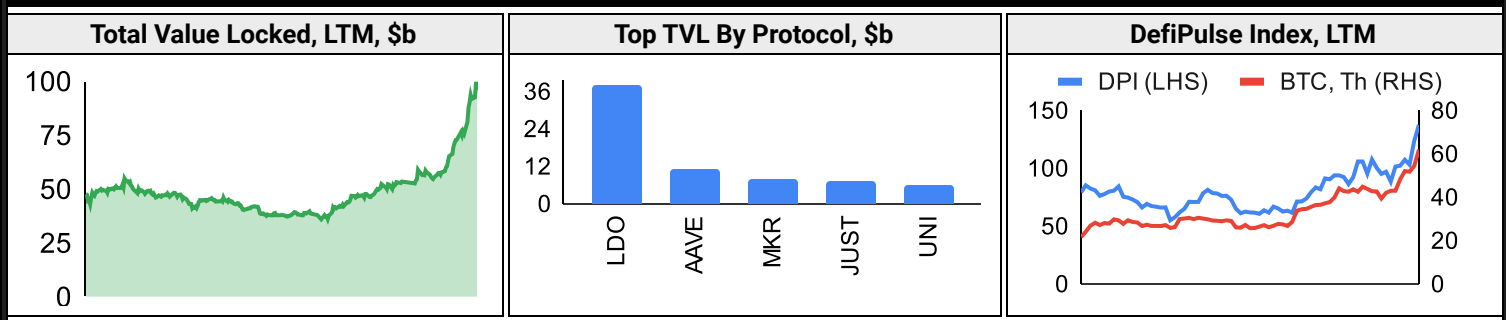
Top & Bottom Performers - Top 100 Tokens

24h		7 Days		30 Days		90 Days		365 Days	
RBN	57%	SHIB	193%	PEPE	742%	PEPE	394%	BONK	5655%
WIF	19%	PEPE	137%	AR	295%	AR	287%	INJ	1085%
UNI	19%	XEC	83%	SHIB	287%	FET	275%	KAS	1064%
LEO	14%	BONK	73%	FET	276%	SHIB	251%	TAO	727%
DOGE	-14%	RUNE	-15%	DAI	0%	OKB	-4%	XMR	-4%
SATS	-14%	HNT	-15%	SUI	-9%	XRP	-7%	MATIC	-8%
XEC	-18%	SEI	-18%	XMR	-13%	XMR	-17%	EOS	-14%
SHIB	-22%	FLR	-20%	TIA	-13%	RUNE	-20%	APE	-56%

Category Performance

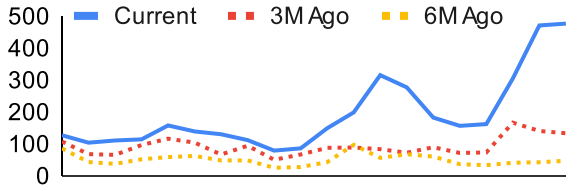
Category	7d	30d	90d	180d	365d	Ecosystem	7d	30d	90d	180d	365d
Meme	102%	202%	137%	274%	109%	Cosmos	30%	88%	101%	275%	258%
Gaming/Entertai	15%	71%	52%	212%	106%	Tron	20%	59%	65%	126%	102%
IoT/Data/Comp.	5%	70%	87%	258%	128%	Solana	34%	55%	50%	189%	168%
Lending	12%	63%	44%	145%	100%	Avalanche	9%	55%	60%	161%	86%
Scaling	10%	59%	100%	245%	87%	Polygon	12%	53%	52%	151%	89%
Smart Contract	19%	53%	65%	184%	97%	Polkadot	10%	51%	49%	134%	49%
DEX	17%	52%	44%	170%	85%	Ethereum	9%	47%	35%	120%	54%
Privacy	9%	43%	26%	66%	-7%	BSC	8%	41%	49%	151%	116%
Currency	12%	39%	39%	92%	97%						
Other DeFi	1%	34%	36%	136%	134%						
CEXs	22%	28%	19%	92%	46%						

DeFi

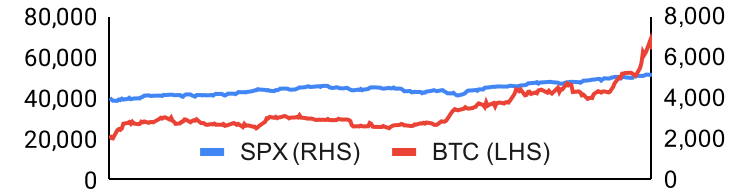


Trading Volume

Aggregate Volumes by Product, \$b					Top Derivatives Exchanges, \$m and bps					Top Spot Exchanges, \$m		
Product	1d	7d	30d	O/I	Exchange	1d Vol	O/I	Mkr	Tkr	Exchange	Score	1d Vol
Spot	156	543	1,560	n/a	Binance	224,986	18,575	2.0	4.0	Binance	9.9	73,967
Perpetuals	1,930	13,360	20,490	309	Bybit	73,036	11,985	2.0	5.5	Coinbase	8.2	12,276
Futures	2	6	18	2	OKX	87,802	6,686	2.0	5.0	Bybit	7.8	14,008
Options	6	27	78	n/a	Bitget	43,772	9,886	2.0	6.0	OKX	7.6	13,135

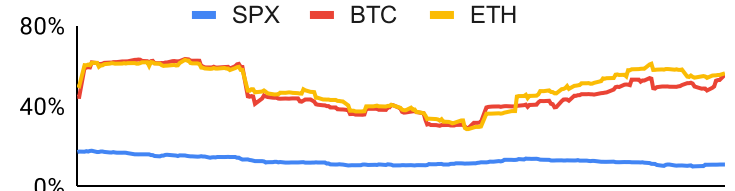
Daily Spot Volume, Top 100 Tokens Last 20d, \$b				Top Volume, 1d, \$m		Top Volume, %20d Avg		Low Volume, %20d Avg	
				USDT	193,173	RBN	1122%	RETH	83%
				BTC	105,605	SHIB	449%	FLR	94%
				ETH	52,153	LUNC	438%	XMR	94%
				FDUSD	25,810	DAI	366%	STX	103%
				USDC	19,019	XEC	339%	BGB	104%

Traditional Finance

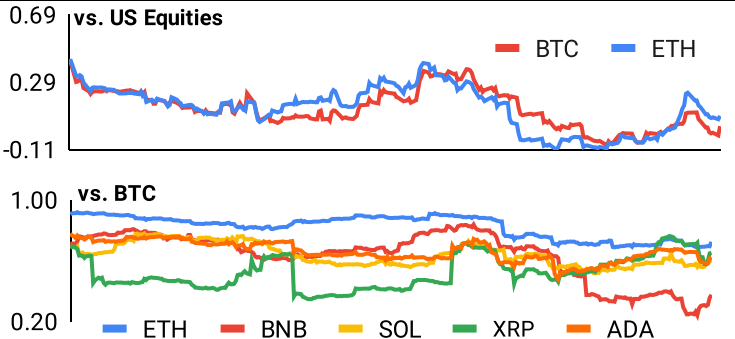
Global Equity Markets							SPX vs. BTC, LTM	
	US	USGrwth	UK	Germany	Japan	HK		
1D	-1%	-2%	0%	0%	1%	-2%		
7D	0%	0%	0%	0%	2%	-4%		
90D	12%	14%	4%	6%	14%	-1%		
365D	27%	46%	5%	12%	25%	-22%		

10-Year Treasury Yields							Commodities & FX					
	US	Brazil	UK	Germany	Japan	HK		WTI	Gas	Gold	USD/EUR	USD/JPY
Last	0.00%	0.00%	0.00%	0.00%	0.00%	0.00%	Last	#N/A	#N/A	#N/A	0.92	149.5
1d Chg	#N/A	#N/A	#N/A	#N/A	#N/A	#N/A	1d % Chg	#N/A	#N/A	#N/A	-0.2%	-0.4%

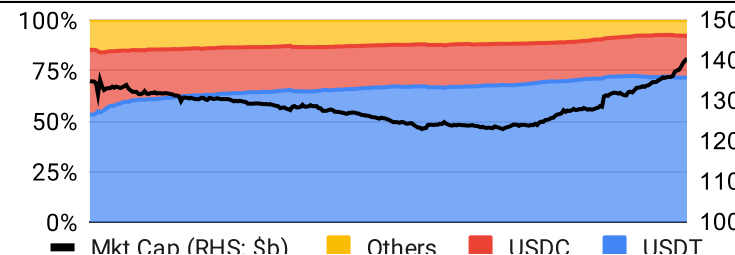
Volatility

Annualized Volatility							Rolling 3M Annualized Volatility, LTM			
	BTC	ETH	BNB	SOL	XRP	ADA				
30D	60%	46%	55%	65%	57%	71%				
90D	53%	53%	54%	92%	52%	92%				
180D	47%	50%	47%	97%	50%	73%				
365D	46%	47%	45%	87%	94%	70%				

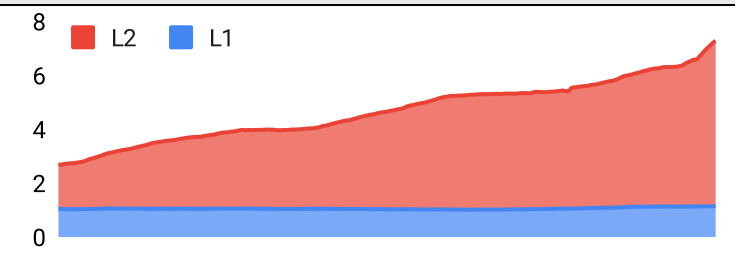
Correlations

Intra-Crypto Correlations, LTM							Rolling 3M Correlations, LTM					
	BTC	ETH	BNB	SOL	XRP	ADA						
BTC												
ETH	0.78											
BNB	0.57	0.58										
SOL	0.61	0.56	0.41									
XRP	0.39	0.45	0.32	0.41								
ADA	0.63	0.65	0.51	0.63	0.63							

Stablecoins

Stablecoin Market Size and Volume, \$m					Stablecoin Dominance (LHS) & Market Cap \$b (RHS), LTM	
Ticker	Price	1d Vol	20d Avg Vol	Market Cap		
USDT	1.00	193,173	80,301	100,447		
USDC	1.00	19,019	7,743	28,983		
DAI	1.00	1,003	274	5,347		
TUSD	1.00	231	146	1,288		
USDe		0	62	821		
USDD	1.00	23	16	736		

Ethereum Mainnet & Layer 2s

Mainnet & Layer 2 Transactions (m/day) and L2 TVL (\$m)					Transactions (m/day), Rolling 90-Day Average, LTM	
Network	1d	30d Avg	TVL	Tech Type		
Arbitrum Nova	4.7	2.0	52	Optimium		
zkSync Era	0.8	1.3	857	ZKR		
Ethereum	1.3	1.1	-	Mainnet		
Arbitrum One	0.9	0.8	15,480	ORU		
Linea	0.4	0.5	403	ZKR		
Base	0.4	0.4	1,130	ORU		
OP Mainnet	0.4	0.4	8,920	ORU		
Scroll	0.2	0.3	144	ZKR		
Starknet	0.2	0.2	1,570	ZKR		
ApeX	0.2	0.2	88	App-specific Validium		

Layer 2 Token Performance & Market Cap (\$m)					
	MATIC	OP	IMX	MNT	ARB
30d Return	36%	51%	36%	67%	16%
Market Cap	9,950	4,650	4,220	3,210	3,000

NFTs and DAOs

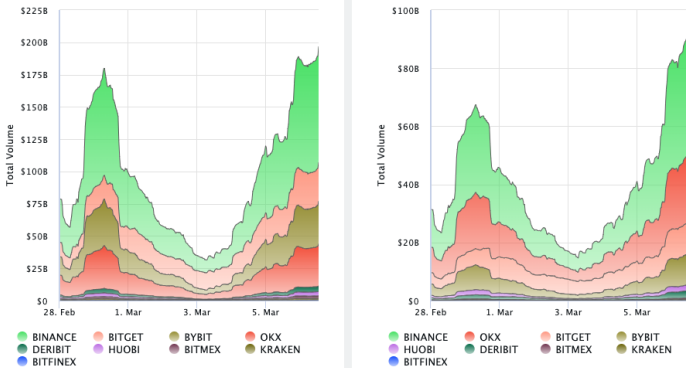
NFT Collection Stats (in ETH)						DAO Treasury Amount (\$m) and Composition					
Collection	Floor	Listings	3M Ret.	3M Vol	Market Cap	DAO	Treasury	Stables	BTC/ETH	Own Tokens	Other
						Arbitrum	7,264	0%	1%	99%	0%
						Uniswap	6,284	0%	0%	100%	0%
						Optimism	3,849	0%	0%	100%	0%
						ENS	2,001	0%	0%	92%	8%
						Mantle	1,236	10%	12%	3%	76%
						Ethereum	1,190	0%	100%	0%	0%
						Merit Circle	767	4%	1%	93%	2%
						Golem	710	0%	89%	11%	0%
						Gnosis	663	6%	25%	52%	17%
						Lido	515	0%	30%	69%	0%

Crypto News

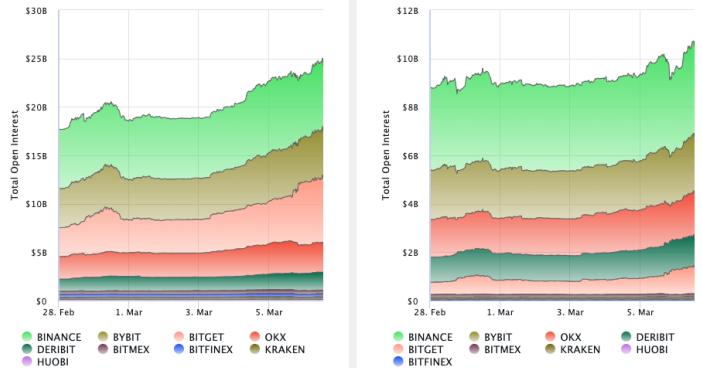
- [Bitcoin soars to record high, then tumbles - Reuters](#)
- [Crypto Funding Rates Reset After Bitcoin's Sharp Pullback From \\$69K - CoinDesk](#)
- [Dow tumbles more than 400 points as tech woes rattle Wall Street - CNN](#)
- [Grayscale announces fund aimed at optimizing staking rewards - Blockworks](#)
- [Restaking platform EigenLayer 'flips' Aave in TVL - Blockworks](#)
- [Do Kwon wins appeal to avoid extradition weeks before trial in New York - Blockworks](#)
- [Osprey Bitcoin Trust seeks merger or sale with existing bitcoin ETF - Blockworks](#)
- [Coachella gives NFTs a second try after FTX integration debacle - Blockworks](#)
- [Bitcoin ETF assets more than halfway to surpassing gold funds - Blockworks](#)

Crypto Futures

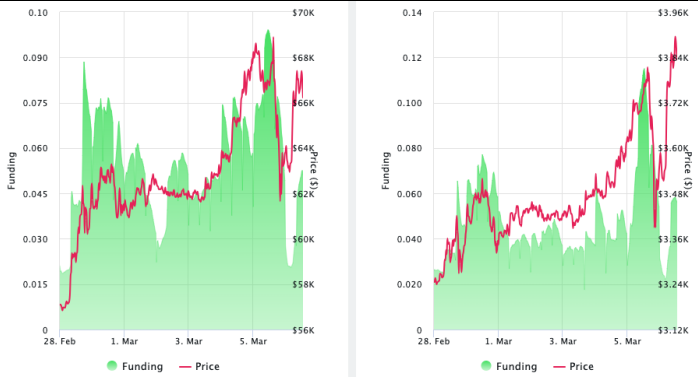
Futures Volume (BTC LHS ; ETH RHS), 1d



Futures Open Interest (BTC LHS ; ETH RHS)



OI Weighted Funding Rate (BTC LHS ; ETH RHS), 1d

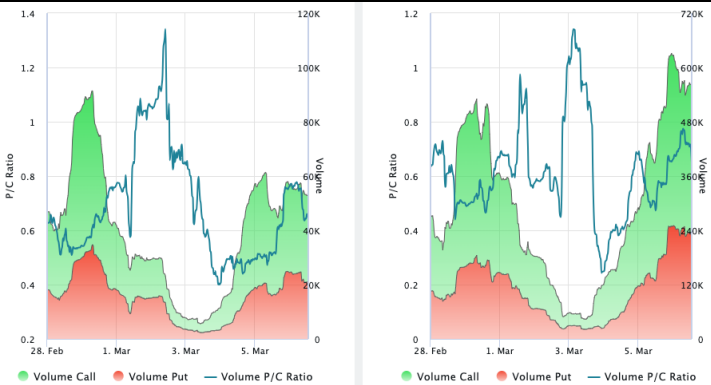


Liquidations (BTC LHS ; ETH RHS), 1d

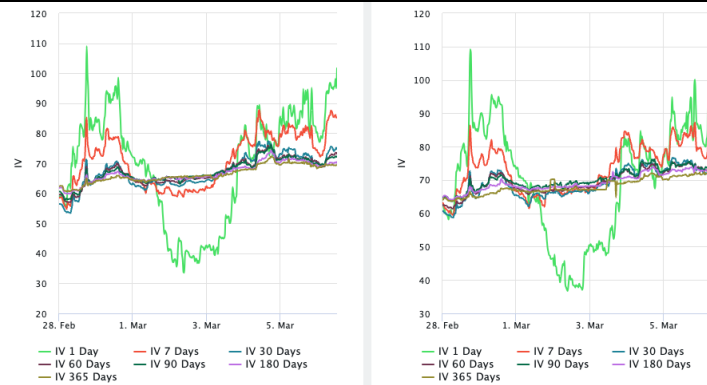


Crypto Options

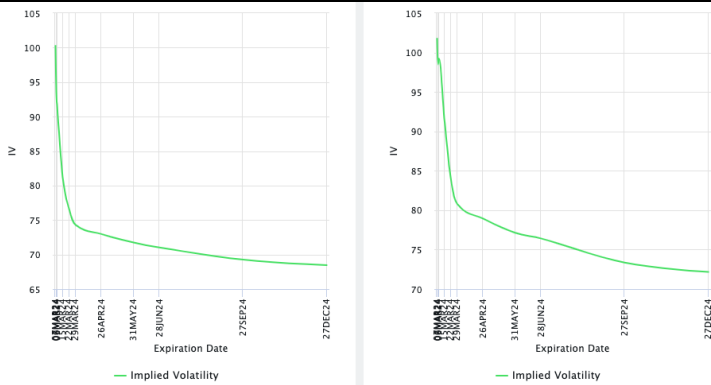
Options Volume & Put/Call Ratio (BTC LHS ; ETH RHS), 1d



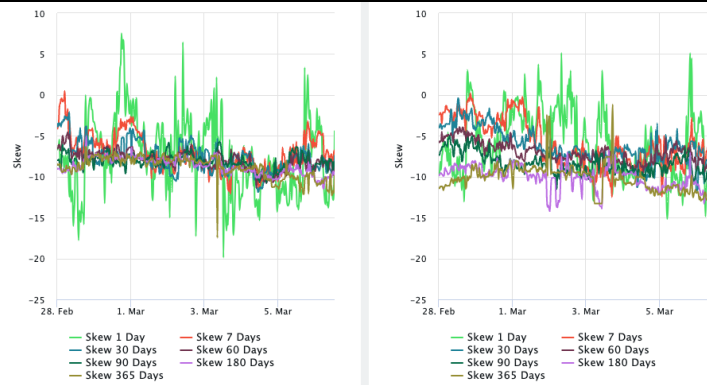
ATM Implied Volatility (BTC LHS ; ETH RHS)



ATM Implied Vol Term Structure (BTC LHS ; ETH RHS)



25 Delta Skew (BTC LHS ; ETH RHS)





March 6, 2024

About GSR

GSR has over a decade of extensive experience in the crypto market, serving as a trusted liquidity provider and active, multi-stage investor. Our suite of services includes OTC Trading, Derivatives, and Market Making. GSR is actively involved in every major sector of the digital asset ecosystem, working with token issuers, institutional investors, miners, and leading trading venues.

For more information or if we can help with anything, please see gsr.io or contact us at gsr@gsr.io.

Follow GSR for more content: [Twitter](#) [Telegram](#) [LinkedIn](#)

Authors

Brian Rudick, Senior Strategist [Twitter](#) [Telegram](#)

Required Disclosures

This material is provided by GSR (the "Firm") solely for informational purposes, is intended only for sophisticated, institutional investors and does not constitute an offer or commitment, a solicitation of an offer or commitment, or any advice or recommendation, to enter into or conclude any transaction (whether on the terms shown or otherwise), or to provide investment services in any state or country where such an offer or solicitation or provision would be illegal. The Firm is not and does not act as an advisor or fiduciary in providing this material. GSR is not authorised or regulated in the UK by the Financial Conduct Authority. The protections provided by the UK regulatory system will not be available to you. Specifically, information provided herein is intended for institutional persons only and is not suitable for retail persons in the United Kingdom, and no solicitation or recommendation is being made to you in regards to any products or services.

This material is not a research report, and not subject to any of the independence and disclosure standards applicable to research reports prepared pursuant to FINRA or CFTC research rules. This material is not independent of the Firm's proprietary interests, which may conflict with the interests of any counterparty of the Firm. The Firm trades instruments discussed in this material for its own account, may trade contrary to the views expressed in this material, and may have positions in other related instruments.

Information contained herein is based on sources considered to be reliable, but is not guaranteed to be accurate or complete. Any opinions or estimates expressed herein reflect a judgment made by the author(s) as of the date of publication, and are subject to change without notice. Trading and investing in digital assets involves significant risks including price volatility and illiquidity and may not be suitable for all investors. The Firm is not liable whatsoever for any direct or consequential loss arising from the use of this material. Copyright of this material belongs to GSR. Neither this material nor any copy thereof may be taken, reproduced or redistributed, directly or indirectly, without prior written permission of GSR

Notes & Sources

All options data is based on Deribit and derivatives graphics are from Laevidas. Market returns are based on price returns for the following ETFs: VOO, QQQ, EWU, EWG, EWJ, and EWH. Onchain volumes are not considered and thus certain token volumes may be understated (e.g., stETH).

CoinGecko	Santiment	DefiLlama	CoinMarketCap	Laevidas
L2Beat	Google Finance	TradingView	Deribit	WorldCoinIndex
Cryptorank	Investing.com	NFT Price Floor	CryptoSlate	