











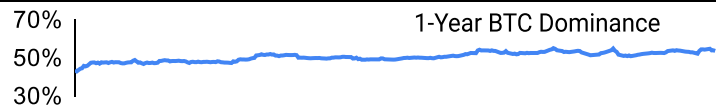
Crypto Leaderboard

Rank	Name	Ticker	Price	24h	7d	30d	24h Vol \$m	MC \$m	1-Year Chart
1	Bitcoin	BTC	\$67,060	1%	9%	56%	42,831	1,317,551	
2	Ethereum	ETH	\$3,807	1%	14%	60%	26,730	455,955	
3	Tether	USDT	\$1.00	0%	0%	0%	89,829	100,434	
4	BNB	BNB	\$446	7%	12%	48%	2,690	68,305	
5	Solana	SOL	\$148	16%	18%	53%	7,136	65,021	
6	Lido stETH	STETH	\$3,805	1%	14%	61%	58	37,376	
7	XRP Ledger	XRP	\$0.62	4%	7%	24%	2,505	33,998	
8	USD Coin	USDC	\$1.00	0%	0%	0%	10,166	29,070	
9	Cardano	ADA	\$0.74	4%	13%	48%	961	26,046	
10	Dogecoin	DOGE	\$0.15	-3%	32%	97%	3,332	22,282	

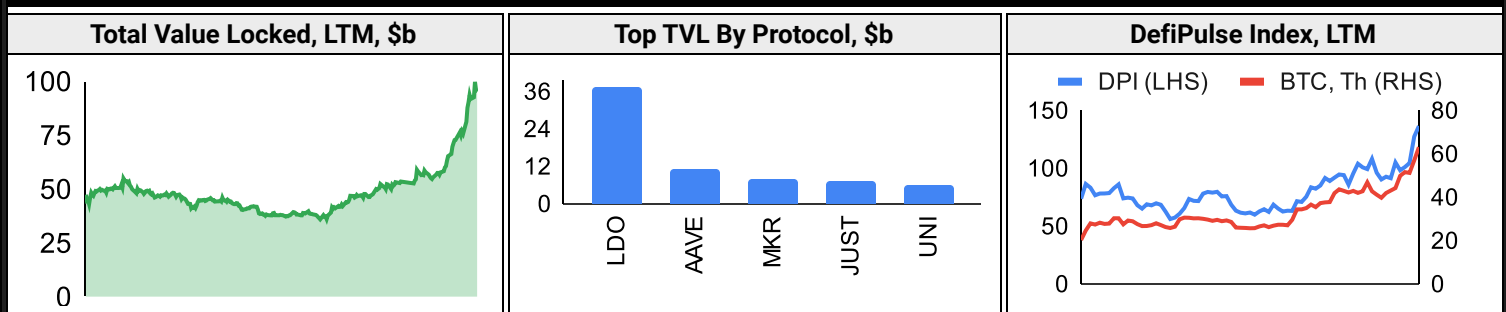
Top & Bottom Performers - Top 100 Tokens

24h		7 Days		30 Days		90 Days		365 Days	
AKT	29%	SHIB	155%	PEPE	645%	FET	366%	BONK	5876%
AGIX	23%	PEPE	146%	FET	375%	AR	329%	AKT	1483%
RNDR	23%	RBN	97%	AR	375%	PEPE	327%	INJ	1402%
NEAR	22%	FTM	74%	AGIX	297%	RBN	314%	KAS	1246%
UNI	-9%	SEI	-3%	USDT	0%	OKB	-2%	USDT	0%
PEPE	-9%	SUI	-8%	USDC	0%	RUNE	-7%	USDC	0%
WIF	-10%	KAS	-8%	DAI	0%	XRP	-7%	EOS	-3%
BONK	-11%	FLR	-11%	TIA	-7%	XMR	-15%	APE	-49%

Category Performance

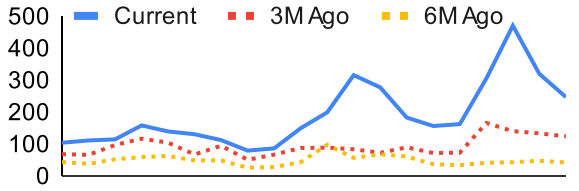
Category	7d	30d	90d	180d	365d	Ecosystem	7d	30d	90d	180d	365d
Meme	91%	186%	118%	266%	108%	Cosmos	34%	100%	113%	315%	353%
IoT/Data/Comp.	14%	87%	96%	288%	164%	Polkadot	19%	66%	56%	156%	74%
Gaming/Entertai	17%	80%	54%	225%	124%	Solana	24%	64%	51%	228%	238%
Lending	10%	66%	45%	154%	114%	Polygon	19%	64%	58%	172%	123%
Smart Contract	25%	64%	68%	210%	130%	Avalanche	11%	58%	59%	173%	107%
Privacy	15%	61%	29%	75%	4%	Tron	18%	54%	55%	125%	108%
Scaling	15%	59%	101%	256%	104%	BSC	15%	52%	54%	175%	156%
DEX	21%	55%	38%	191%	113%	Ethereum	11%	47%	33%	125%	67%
Currency	15%	44%	40%	99%	111%						
Other DeFi	6%	40%	42%	151%	177%						
CEXs	16%	29%	18%	87%	48%						

DeFi

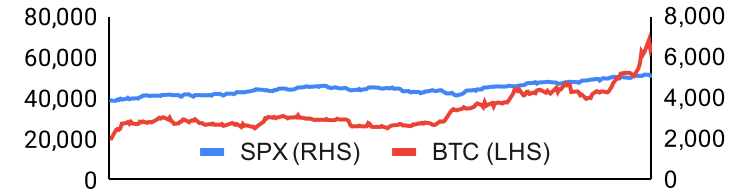


Trading Volume

Aggregate Volumes by Product, \$b					Top Derivatives Exchanges, \$m and bps				Top Spot Exchanges, \$m			
Product	1d	7d	30d	O/I	Exchange	1d Vol	O/I	Mkr	Tkr	Exchange	Score	1d Vol
Spot	77	638	1,710	n/a	Binance	92,577	19,515	2.0	4.0	Binance	9.9	42,686
Perpetuals	975	14,190	22,920	349	Bybit	28,592	12,406	2.0	5.5	Coinbase	8.2	5,996
Futures	1	8	20	2	OKX	33,383	6,914	2.0	5.0	Bybit	7.8	6,149
Options	3	23	80	n/a	Bitget	25,117	6,055	2.0	6.0	OKX	7.6	5,243

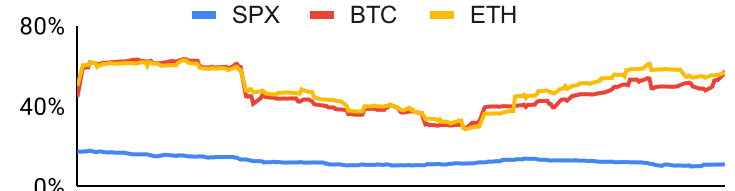
Daily Spot Volume, Top 100 Tokens Last 20d, \$b				Top Volume, 1d, \$m		Top Volume, %20d Avg		Low Volume, %20d Avg	
				USDT	99,315	RBN	462%	FLR	46%
				BTC	50,251	NEAR	391%	STX	53%
				ETH	23,631	RNDR	318%	TUSD	68%
				FDUSD	17,542	FET	313%	RETH	72%
				USDC	10,216	DAI	301%	VET	83%

Traditional Finance

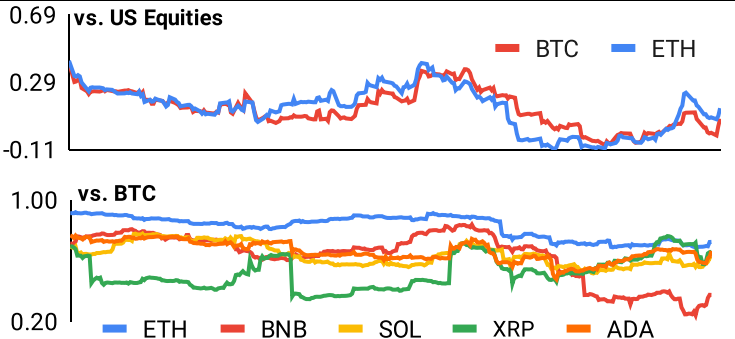
Global Equity Markets							SPX vs. BTC, LTM	
	US	USGrwth	UK	Germany	Japan	HK		
1D	1%	1%	1%	1%	2%	1%		
7D	1%	1%	1%	1%	4%	-1%		
90D	12%	13%	4%	7%	15%	0%		
365D	30%	49%	8%	15%	28%	-20%		

10-Year Treasury Yields							Commodities & FX					
	US	Brazil	UK	Germany	Japan	HK	Last	WTI	Gas	Gold	USD/EUR	USD/JPY
Last	4.10%	10.65%	4.05%	2.30%	0.73%	3.68%	78.4	1.89	2,162	0.92	148.1	
1d Chg	0.00	0.00	0.05	-0.03	0.00	-0.06	1d % Chg	-1.0%	-1.8%	0.2%	-0.2%	-0.8%

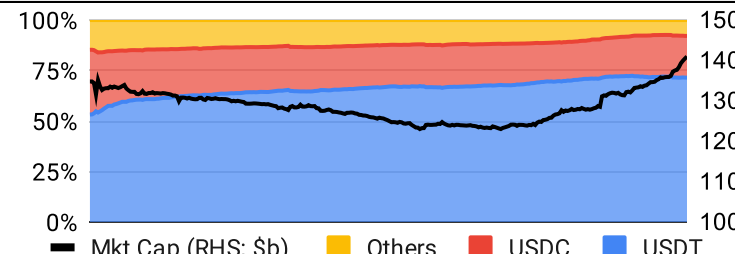
Volatility

Annualized Volatility							Rolling 3M Annualized Volatility, LTM			
	BTC	ETH	BNB	SOL	XRP	ADA				
30D	60%	46%	58%	76%	58%	73%				
90D	53%	53%	55%	93%	51%	84%				
180D	47%	50%	48%	98%	50%	73%				
365D	46%	47%	46%	88%	94%	70%				

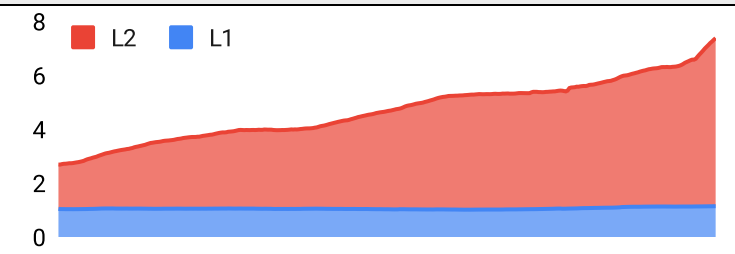
Correlations

Intra-Crypto Correlations, LTM							Rolling 3M Correlations, LTM					
	BTC	ETH	BNB	SOL	XRP	ADA						
BTC												
ETH	0.78											
BNB	0.57	0.58										
SOL	0.61	0.56	0.42									
XRP	0.39	0.46	0.33	0.41								
ADA	0.63	0.65	0.51	0.62	0.63							

Stablecoins

Stablecoin Market Size and Volume, \$m					Stablecoin Dominance (LHS) & Market Cap \$b (RHS), LTM	
Ticker	Price	1d Vol	20d Avg Vol	Market Cap		
USDT	1.00	99,315	79,352	100,794		
USDC	1.00	10,216	7,658	29,132		
DAI	1.00	923	307	5,347		
TUSD	1.00	96	142	1,289		
USDe		0	61	833		
USDD	1.00	12	16	736		
						■ Mkt Cap (RHS: \$b) ■ Others ■ USDC ■ USDT

Ethereum Mainnet & Layer 2s

Mainnet & Layer 2 Transactions (m/day) and L2 TVL (\$m)					Transactions (m/day), Rolling 90-Day Average, LTM	
Network	1d	30d Avg	TVL	Tech Type		
Arbitrum Nova	4.5	2.2	50	Optimium		
zkSync Era	0.9	1.3	808	ZKR		
Ethereum	1.2	1.1	-	Mainnet		
Arbitrum One	0.8	0.8	15,410	ORU		
Linea	0.7	0.5	359	ZKR		
Base	0.5	0.4	1,110	ORU		
OP Mainnet	0.4	0.4	8,860	ORU		
Scroll	0.1	0.3	142	ZKR		
Starknet	0.2	0.2	1,630	ZKR		
ApeX	0.2	0.2	88	App-specific Validium		

Layer 2 Token Performance & Market Cap (\$m)					
	#VALUE	MATIC	OP	IMX	MNT
30d Return	0%	44%	45%	48%	66%
Market Cap	#VALUE	10,650	4,660	4,570	3,180

NFTs and DAOs

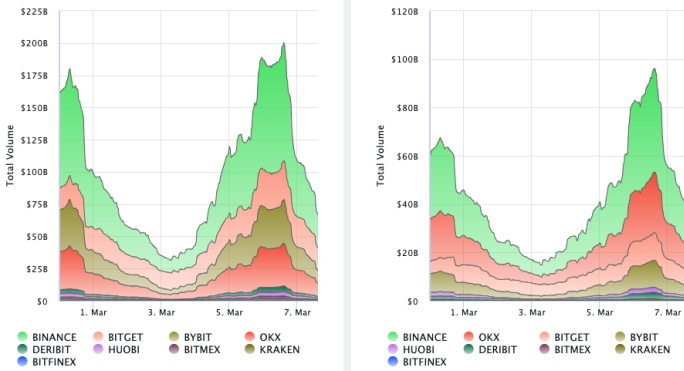
NFT Collection Stats (in ETH)						DAO Treasury Amount (\$m) and Composition					
Collection	Floor	Listings	3M Ret.	3M Vol	Market Cap	DAO	Treasury	Stables	BTC/ETH	Own Tokens	Other
#N/A						Arbitrum	7,265	0%	1%	99%	0%
#N/A						Uniswap	5,931	0%	0%	100%	0%
#N/A						Optimism	3,743	0%	0%	100%	0%
#N/A						ENS	1,880	0%	0%	92%	8%
#N/A						Mantle	1,216	10%	11%	3%	77%
#N/A						Ethereum	1,178	0%	100%	0%	0%
#N/A						Merit Circle	768	4%	1%	93%	2%
#N/A						Golem	716	0%	88%	12%	0%
#N/A						Gnosis	655	6%	25%	51%	18%
#N/A						Lido	516	0%	30%	69%	1%

Crypto News

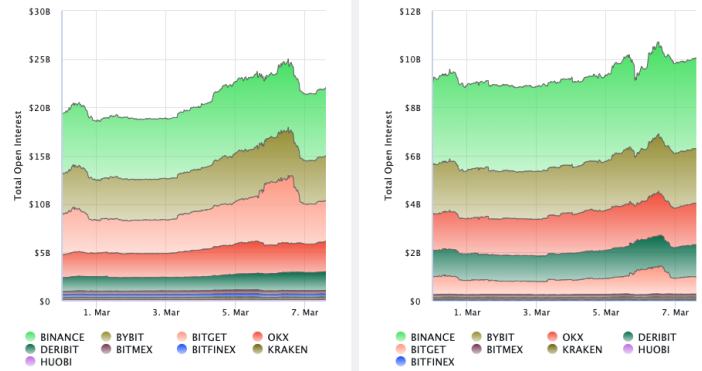
- [BlackRock's Bitcoin ETF Breaks Net Inflows Record; Will The Bull Run Continue? - Yahoo Finance](#)
- [Arizona Senate advances effort to add crypto to state retirement funds - Blockworks](#)
- [Miners continue money-conscious moves ahead of the Bitcoin halving - Blockworks](#)
- [Nirvana Cloud debuts as blockchain-optimized alternative to AWS and Google Cloud - Blockworks](#)
- [Wormhole's W airdrop to 'acknowledge and reward' dedicated users - Blockworks](#)
- [Crypto PAC-backed candidates sweep in US election primaries - Blockworks](#)
- [CFTC's Behnam says Prometheus's ETH stance could create inter-agency conflict - Blockworks](#)
- [DCG, Barry Silbert file motions to dismiss NYAG suit - Blockworks](#)
- [Spanish data protection agency moves to temporarily block Worldcoin - Blockworks](#)

Crypto Futures

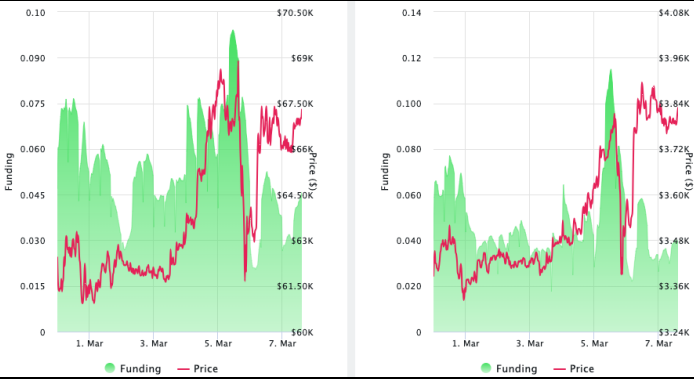
Futures Volume (BTC LHS ; ETH RHS), 1d



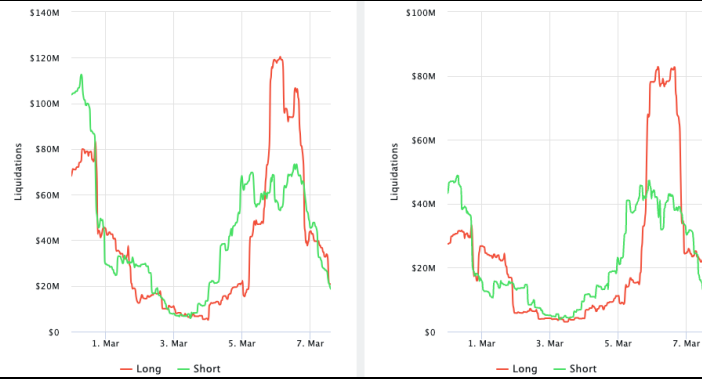
Futures Open Interest (BTC LHS ; ETH RHS)



OI Weighted Funding Rate (BTC LHS ; ETH RHS), 1d

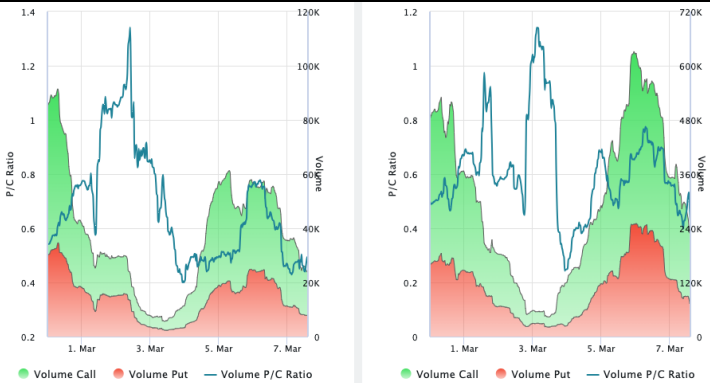


Liquidations (BTC LHS ; ETH RHS), 1d

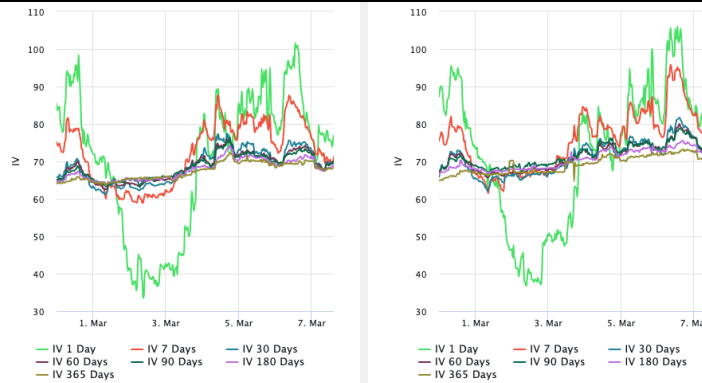


Crypto Options

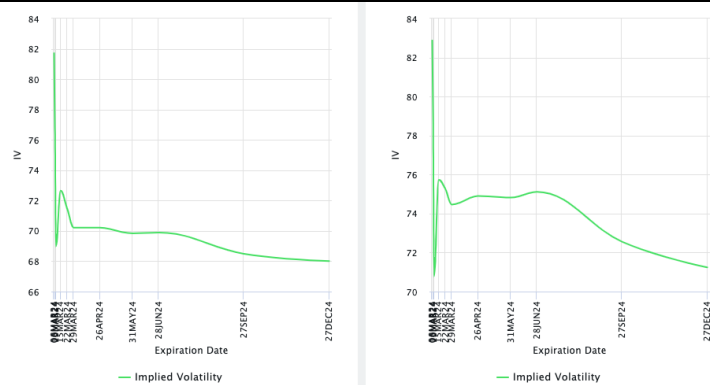
Options Volume & Put/Call Ratio (BTC LHS ; ETH RHS), 1d



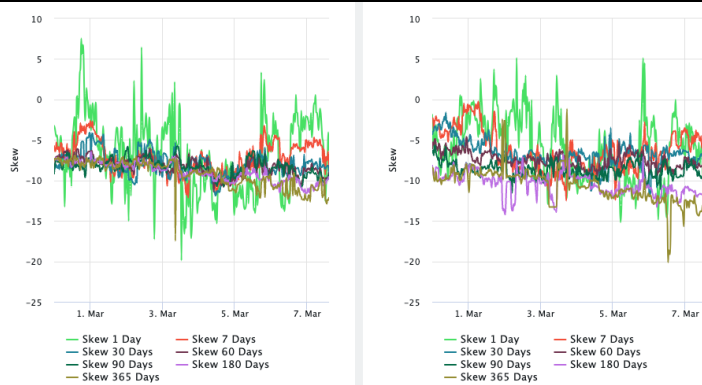
ATM Implied Volatility (BTC LHS ; ETH RHS)



ATM Implied Vol Term Structure (BTC LHS ; ETH RHS)



25 Delta Skew (BTC LHS ; ETH RHS)





March 7, 2024

About GSR

GSR has over a decade of extensive experience in the crypto market, serving as a trusted liquidity provider and active, multi-stage investor. Our suite of services includes OTC Trading, Derivatives, and Market Making. GSR is actively involved in every major sector of the digital asset ecosystem, working with token issuers, institutional investors, miners, and leading trading venues.

For more information or if we can help with anything, please see gsr.io or contact us at gsr@gsr.io.

Follow GSR for more content: [Twitter](#) [Telegram](#) [LinkedIn](#)

Authors

Brian Rudick, Senior Strategist [Twitter](#) [Telegram](#)

Required Disclosures

This material is provided by GSR (the "Firm") solely for informational purposes, is intended only for sophisticated, institutional investors and does not constitute an offer or commitment, a solicitation of an offer or commitment, or any advice or recommendation, to enter into or conclude any transaction (whether on the terms shown or otherwise), or to provide investment services in any state or country where such an offer or solicitation or provision would be illegal. The Firm is not and does not act as an advisor or fiduciary in providing this material. GSR is not authorised or regulated in the UK by the Financial Conduct Authority. The protections provided by the UK regulatory system will not be available to you. Specifically, information provided herein is intended for institutional persons only and is not suitable for retail persons in the United Kingdom, and no solicitation or recommendation is being made to you in regards to any products or services.

This material is not a research report, and not subject to any of the independence and disclosure standards applicable to research reports prepared pursuant to FINRA or CFTC research rules. This material is not independent of the Firm's proprietary interests, which may conflict with the interests of any counterparty of the Firm. The Firm trades instruments discussed in this material for its own account, may trade contrary to the views expressed in this material, and may have positions in other related instruments.

Information contained herein is based on sources considered to be reliable, but is not guaranteed to be accurate or complete. Any opinions or estimates expressed herein reflect a judgment made by the author(s) as of the date of publication, and are subject to change without notice. Trading and investing in digital assets involves significant risks including price volatility and illiquidity and may not be suitable for all investors. The Firm is not liable whatsoever for any direct or consequential loss arising from the use of this material. Copyright of this material belongs to GSR. Neither this material nor any copy thereof may be taken, reproduced or redistributed, directly or indirectly, without prior written permission of GSR

Notes & Sources

All options data is based on Deribit and derivatives graphics are from Laevidas. Market returns are based on price returns for the following ETFs: VOO, QQQ, EWU, EWG, EWJ, and EWH. Onchain volumes are not considered and thus certain token volumes may be understated (e.g., stETH).

CoinGecko	Santiment	DefiLlama	CoinMarketCap	Laevidas
L2Beat	Google Finance	TradingView	Deribit	WorldCoinIndex
Cryptorank	Investing.com	NFT Price Floor	CryptoSlate	