











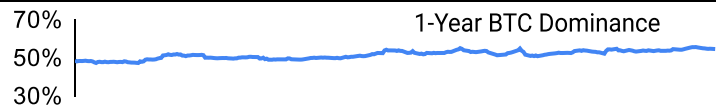
Crypto Leaderboard

Rank	Name	Ticker	Price	24h	7d	30d	24h Vol \$m	MC \$m	1-Year Chart
1	Bitcoin	BTC	\$62,327	-2%	-7%	-10%	20,796	1,226,785	
2	Ethereum	ETH	\$3,165	-4%	-1%	-10%	14,292	386,345	
3	Tether	USDT	\$1.00	0%	0%	0%	36,340	110,582	
4	BNB	BNB	\$586	-2%	-3%	-3%	1,046	90,166	
5	Solana	SOL	\$135	-4%	-14%	-30%	2,333	60,497	
6	USD Coin	USDC	\$1.00	0%	0%	0%	5,172	33,511	
7	Lido stETH	STETH	\$3,165	-4%	-2%	-10%	82	29,584	
8	XRP Ledger	XRP	\$0.51	-2%	-9%	-19%	900	27,968	
9	Dogecoin	DOGE	\$0.14	-5%	-13%	-29%	888	20,307	
10	Toncoin	TON	\$5.26	-3%	-11%	0%	117	18,289	

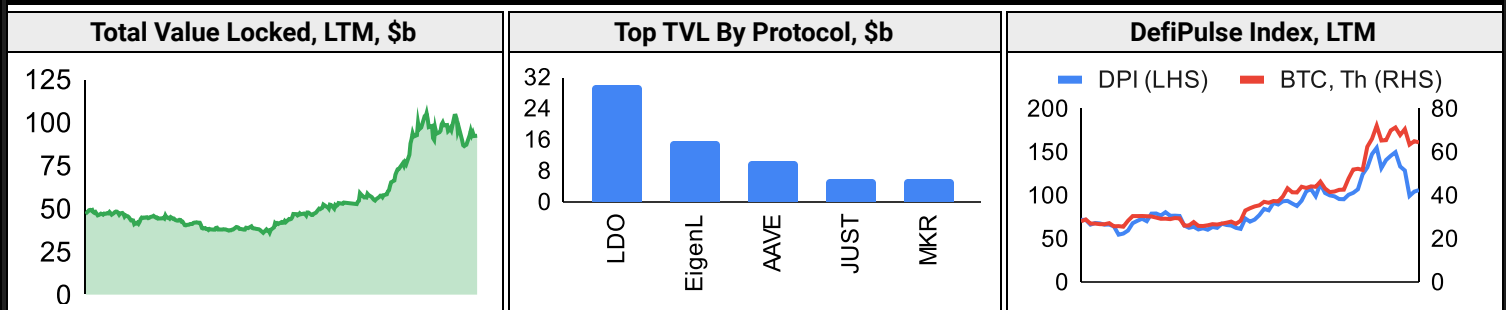
Top & Bottom Performers - Top 100 Tokens

24h		7 Days		30 Days		90 Days		365 Days	
W	7%	BONK	20%	WBT	20%	PEPE	589%	BONK	3382%
LDO	4%	HBAR	14%	BGB	12%	AR	306%	AKT	1472%
SEI	3%	TRX	6%	NEO	10%	FET	253%	PEPE	862%
RBN	3%	XMR	3%	TON	0%	AGIX	215%	TAO	850%
TIA	-7%	RNDR	-17%	DYDX	-38%	LDO	-30%	ARB	-23%
ZBC	-7%	GRT	-18%	UNI	-40%	EGLD	-30%	SAND	-25%
GALA	-7%	STX	-21%	RUNE	-41%	ARB	-44%	MATIC	-29%
MKR	-9%	TAO	-23%	APT	-47%	TIA	-46%	ATOM	-31%

Category Performance

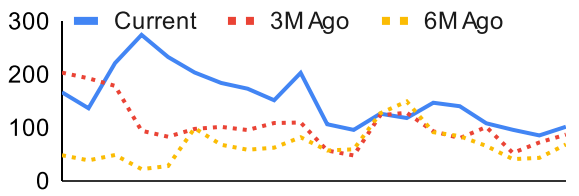
Category	7d	30d	90d	180d	365d	Ecosystem	7d	30d	90d	180d	365d
CEXs	-2%	-16%	15%	58%	25%	Tron	2%	-10%	39%	41%	87%
Smart Contract	-8%	-23%	26%	90%	71%	BSC	-11%	-14%	34%	95%	56%
Currency	-9%	-25%	26%	40%	72%	Polkadot	-10%	-17%	44%	88%	48%
IoT/Data/Comp.	-7%	-27%	32%	120%	89%	Cosmos	-10%	-18%	46%	154%	222%
Meme	-8%	-28%	159%	151%	105%	Polygon	-9%	-24%	24%	59%	39%
Scaling	-11%	-31%	10%	113%	29%	Ethereum	-7%	-31%	-7%	14%	22%
Other DeFi	-18%	-33%	-12%	17%	14%	Avalanche	-9%	-32%	10%	53%	48%
Lending	-10%	-34%	17%	45%	68%	Solana	-15%	-36%	20%	80%	191%
DEX	-10%	-35%	3%	52%	58%						
Privacy	-23%	-36%	-8%	-2%	-30%						
Gaming/Entertai	-17%	-39%	6%	28%	-19%						

DeFi

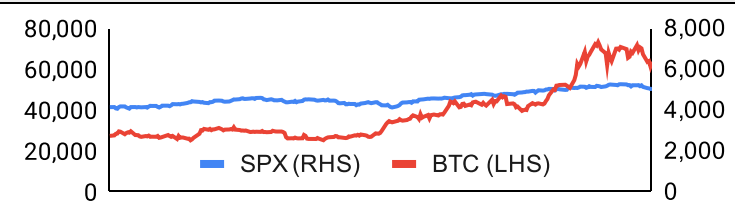


Trading Volume

Aggregate Volumes by Product, \$b					Top Derivatives Exchanges, \$m and bps					Top Spot Exchanges, \$m		
Product	1d	7d	30d	O/I	Exchange	1d Vol	O/I	Mkr	Tkr	Exchange	Score	1d Vol
Spot	29	235	1,350	n/a	Binance	44,388	16,217	2.0	4.0	Binance	9.9	13,999
Perpetuals	446	7,640	23,260	246	Bybit	14,501	10,065	2.0	5.5	Coinbase	8.2	1,368
Futures	0	3	16	1	OKX	17,987	5,809	2.0	5.0	Bybit	7.8	3,170
Options	1	12	56	n/a	Bitget	14,221	8,073	2.0	6.0	OKX	7.6	2,307

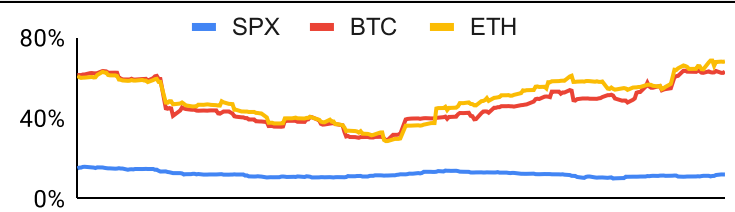
Daily Spot Volume, Top 100 Tokens Last 20d, \$b				Top Volume, 1d, \$m		Top Volume, %20d Avg		Low Volume, %20d Avg	
				USDT	42,468	THETA	180%	TON	25%
				BTC	21,244	DAI	139%	XEC	36%
				ETH	13,580	AR	128%	FLR	37%
				FDUSD	5,395	LDO	123%	NEO	41%
				USDC	4,971	OP	119%	HBAR	43%

Traditional Finance

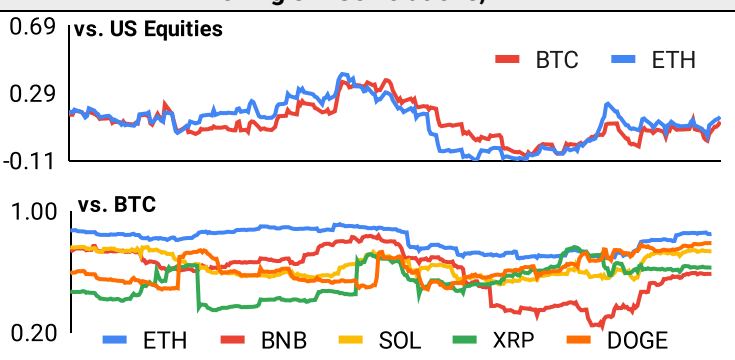
Global Equity Markets							SPX vs. BTC, LTM	
	US	USGrwth	UK	Germany	Japan	HK		
1D	0%	0%	0%	0%	0%	1%		
7D	-3%	-5%	-2%	-2%	-4%	-6%		
90D	4%	1%	5%	4%	2%	-6%		
365D	23%	34%	4%	6%	17%	-26%		

10-Year Treasury Yields							Commodities & FX					
	US	Brazil	UK	Germany	Japan	HK	Last	WTI	Gas	Gold	USD/EUR	USD/JPY
Last	4.62%	11.59%	4.33%	2.52%	0.89%	3.95%	Last	83.3	1.94	2,347	0.93	156.4
1d Chg	-0.05	-0.04	0.00	-0.05	-0.03	-0.06	1d % Chg	-0.6%	0.8%	0.0%	-0.3%	-1.2%

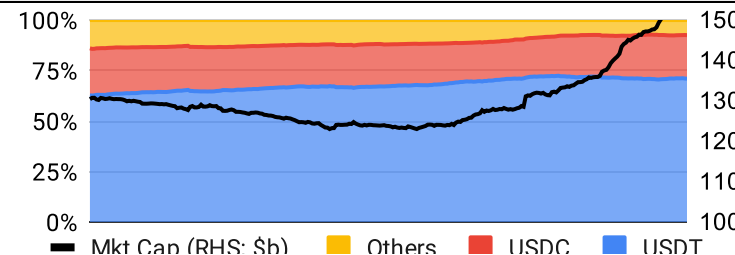
Volatility

Annualized Volatility							Rolling 3M Annualized Volatility, LTM		
	BTC	ETH	BNB	SOL	XRP	DOGE			
30D	52%	67%	53%	91%	72%	104%			
90D	60%	64%	73%	89%	74%	127%			
180D	54%	61%	64%	104%	65%	103%			
365D	46%	50%	53%	91%	93%	80%			

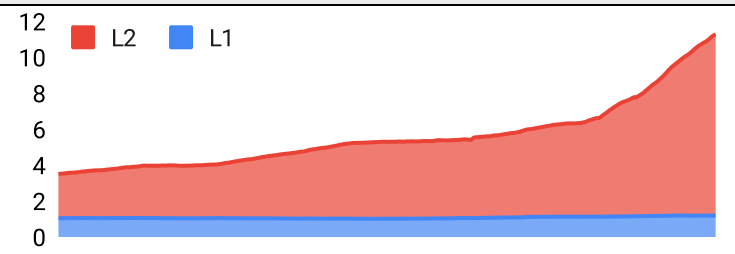
Correlations

Intra-Crypto Correlations, LTM							Rolling 3M Correlations, LTM				
	BTC	ETH	BNB	SOL	XRP	DOGE					
BTC											
ETH	0.81										
BNB	0.56	0.55									
SOL	0.63	0.58	0.44								
XRP	0.44	0.49	0.32	0.43							
DOGE	0.69	0.63	0.44	0.49	0.42						

Stablecoins

Stablecoin Market Size and Volume, \$m					Stablecoin Dominance (LHS) & Market Cap \$b (RHS), LTM	
Ticker	Price	1d Vol	20d Avg Vol	Market Cap		
USDT	1.00	42,468	64,698	110,538		
USDC	1.00	4,971	7,658	33,571		
DAI	1.00	794	572	5,348		
USDe	1.00	55	103	2,344		
USDD	0.97	8	8	707		
FRAX	1.00	16	36	648		

Ethereum Mainnet & Layer 2s

Mainnet & Layer 2 Transactions (m/day) and L2 TVL (\$m)					Transactions (m/day), Rolling 90-Day Average, LTM	
Network	1d	30d Avg	TVL	Tech Type		
Base	2.4	2.7	5,290	ORU		
Degen Chain	1.8	2.2				
Arbitrum One	1.6	1.6	16,460	ORU		
Linea	0.4	1.3	716	ZKR		
Ethereum	1.1	1.2	-	Mainnet		
zkSync Era	1.0	1.0	752.65	ZKR		
OP Mainnet	0.7	0.7	6,590	ORU		
Arbitrum Nova	0.1	0.5	45	Optimium		
Zora	0.1	0.5	32	App-specific ORU		
Blast	0.5	0.4	2,660	App-specific ORU		

Layer 2 Token Performance & Market Cap (\$m)					
	#VALUE	MATIC	MNT	IMX	ARB
30d Return	0%	-30%	-25%	-35%	-37%
Market Cap	#VALUE	6,520	3,380	2,930	2,810

NFTs and DAOs

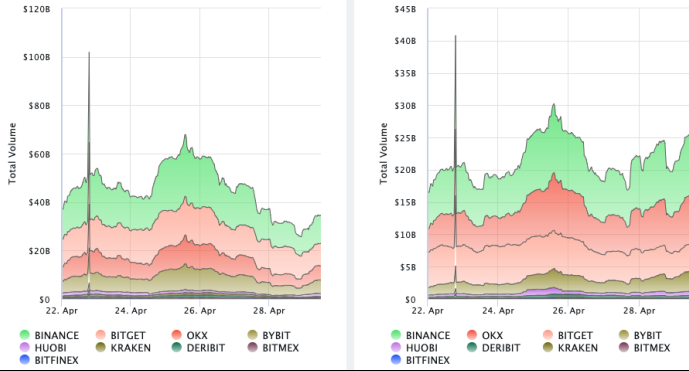
NFT Collection Stats (in ETH)						DAO Treasury Amount (\$m) and Composition					
Collection	Floor	% Listed	3M Ret.	3M Vol	Market Cap	DAO	Treasury	Stables	BTC/ETH	Own Tokens	Other
CryptoPunks	37	12%	-18%	8,918	369,000	Mantle	3,940	2%	19%	78%	1%
Bored Ape Yacht C	15	3%	0%	30,939	147,990	Arbitrum	3,668	0%	1%	99%	0%
Pudgy Penguins	11	4%	-13%	20,645	100,879	Uniswap	3,050	0%	0%	100%	0%
Autoglyphs	175	1%	-22%	145	89,600	Optimism	1,942	0%	0%	100%	0%
Chromie Squiggle	6	2%	0%	557	54,967	ENS	1,245	0%	0%	89%	11%
Mutant Ape Yacht	3	4%	0%	16,933	50,677	Ethereum	985	0%	100%	0%	0%
Milady Maker	5	5%	1%	8,561	49,033	Golem	601	0%	88%	12%	0%
Azuki	5	6%	0%	6,324	45,680	Gnosis	563	7%	25%	50%	18%
Fidenza by Tyler H	41	4%	0%	261	40,959	Merit Circle	510	4%	2%	90%	4%
Mocaverse	4	1%	0%	2,961	36,236	YGG	389	3%	1%	96%	1%

Crypto News

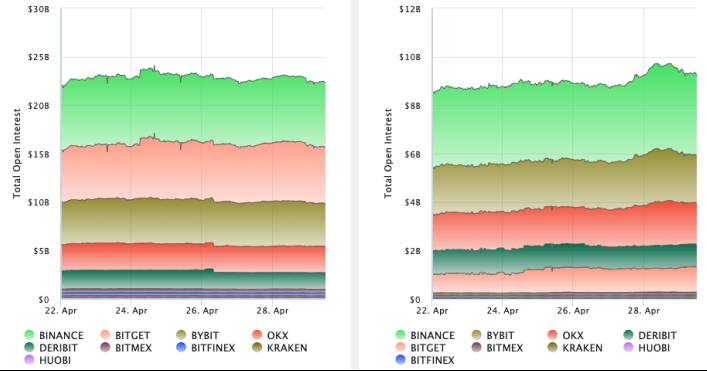
- [Bitcoin Falls to One-Week Low as the 2024 Crypto Revival Stalls - Bloomberg](#)
- [Australia's largest stock exchange could list approved spot bitcoin ETFs by end of 2024: Bloomberg - The Block](#)
- [Bitcoin spot ETFs expected to debut on Australian top exchange's main board this year: Bloomberg - Crypto Briefing](#)
- [Crypto Hiring: Yuga Labs resumes layoffs, CEO says company 'lost its way' - Blockworks](#)
- [Is the SEC weighing a lawsuit against Consensys? - Blockworks](#)
- [Bitcoin Trades At Slight Premium in Yen Terms Amid Suspected BOJ Intervention - CoinDesk](#)
- [Wasabi Wallet-Developer Blocks U.S. Citizens and Residents After Samurai Wallet Arrests - CoinDesk](#)
- [Japan's Embrace of Web3 Uncertain as Ruling Party Under Threat - CoinDesk](#)
- [DOJ Disputes Roman Storm's Characterization of Tornado Cash Operations in New Filing - CoinDesk](#)

Crypto Futures

Futures Volume (BTC LHS ; ETH RHS), 1d



Futures Open Interest (BTC LHS ; ETH RHS)



OI Weighted Funding Rate (BTC LHS ; ETH RHS), 1d

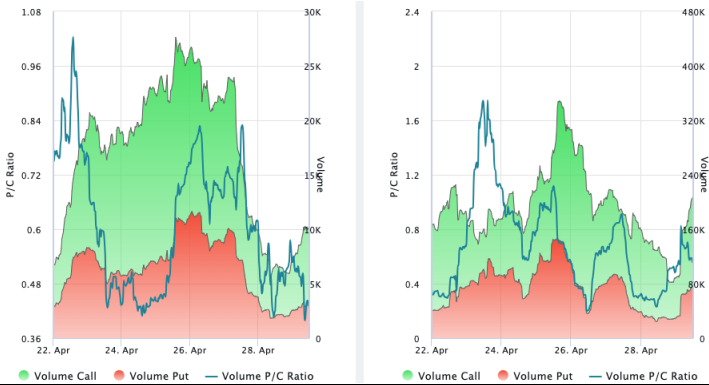


Liquidations (BTC LHS ; ETH RHS), 1d

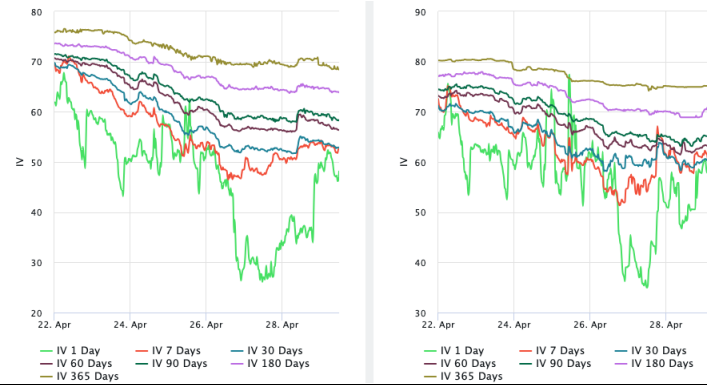


Crypto Options

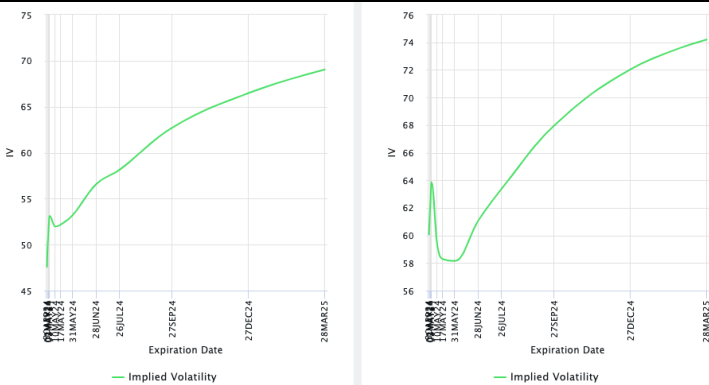
Options Volume & Put/Call Ratio (BTC LHS ; ETH RHS), 1d



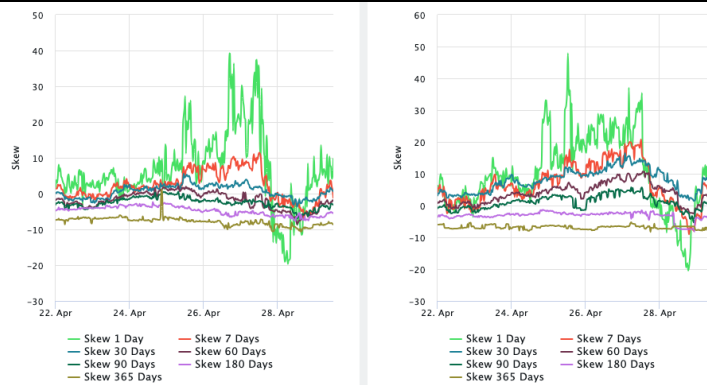
ATM Implied Volatility (BTC LHS ; ETH RHS)



ATM Implied Vol Term Structure (BTC LHS ; ETH RHS)



25 Delta Skew (BTC LHS ; ETH RHS)





April 29, 2024

About GSR

GSR has over a decade of extensive experience in the crypto market, serving as a trusted liquidity provider and active, multi-stage investor. Our suite of services includes OTC Trading, Derivatives, and Market Making. GSR is actively involved in every major sector of the digital asset ecosystem, working with token issuers, institutional investors, miners, and leading trading venues.

For more information or if we can help with anything, please see gsr.io or contact us at gsr@gsr.io.

Follow GSR for more content: [Twitter](#) [Telegram](#) [LinkedIn](#)

Authors

Brian Rudick, Senior Strategist [Twitter](#) [Telegram](#)

Required Disclosures

This material is provided by GSR (the "Firm") solely for informational purposes, is intended only for sophisticated, institutional investors and does not constitute an offer or commitment, a solicitation of an offer or commitment, or any advice or recommendation, to enter into or conclude any transaction (whether on the terms shown or otherwise), or to provide investment services in any state or country where such an offer or solicitation or provision would be illegal. The Firm is not and does not act as an advisor or fiduciary in providing this material. GSR is not authorised or regulated in the UK by the Financial Conduct Authority. The protections provided by the UK regulatory system will not be available to you. Specifically, information provided herein is intended for institutional persons only and is not suitable for retail persons in the United Kingdom, and no solicitation or recommendation is being made to you in regards to any products or services.

This material is not a research report, and not subject to any of the independence and disclosure standards applicable to research reports prepared pursuant to FINRA or CFTC research rules. This material is not independent of the Firm's proprietary interests, which may conflict with the interests of any counterparty of the Firm. The Firm trades instruments discussed in this material for its own account, may trade contrary to the views expressed in this material, and may have positions in other related instruments.

Information contained herein is based on sources considered to be reliable, but is not guaranteed to be accurate or complete. Any opinions or estimates expressed herein reflect a judgment made by the author(s) as of the date of publication, and are subject to change without notice. Trading and investing in digital assets involves significant risks including price volatility and illiquidity and may not be suitable for all investors. The Firm is not liable whatsoever for any direct or consequential loss arising from the use of this material. Copyright of this material belongs to GSR. Neither this material nor any copy thereof may be taken, reproduced or redistributed, directly or indirectly, without prior written permission of GSR

Notes & Sources

All options data is based on Deribit and derivatives graphics are from Laevidas. Market returns are based on price returns for the following ETFs: VOO, QQQ, EWU, EWG, EWJ, and EWH. Onchain volumes are not considered and thus certain token volumes may be understated (e.g., stETH).

CoinGecko	Santiment	DefiLlama	CoinMarketCap	Laevidas
L2Beat	Google Finance	TradingView	Deribit	WorldCoinIndex
Cryptorank	Investing.com	NFT Price Floor	CryptoSlate	