











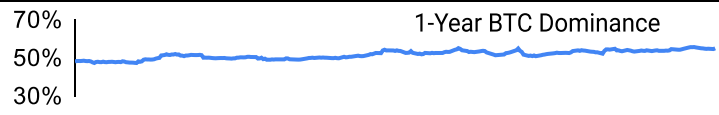
Crypto Leaderboard

Rank	Name	Ticker	Price	24h	7d	30d	24h Vol \$m	MC \$m	1-Year Chart
1	Bitcoin	BTC	\$60,336	-4%	-9%	-15%	28,777	1,188,148	
2	Ethereum	ETH	\$2,975	-6%	-8%	-19%	17,323	361,989	
3	Tether	USDT	\$1.00	0%	0%	0%	50,454	110,521	
4	BNB	BNB	\$560	-5%	-8%	-8%	1,670	85,596	
5	Solana	SOL	\$125	-7%	-19%	-39%	3,605	55,726	
6	USD Coin	USDC	\$1.00	0%	0%	0%	8,714	33,363	
7	Lido stETH	STETH	\$2,974	-6%	-8%	-18%	178	27,688	
8	XRP Ledger	XRP	\$0.49	-4%	-10%	-22%	1,149	27,213	
9	Dogecoin	DOGE	\$0.13	-6%	-17%	-39%	1,253	19,078	
10	Toncoin	TON	\$5.13	-2%	-10%	-5%	205	17,774	

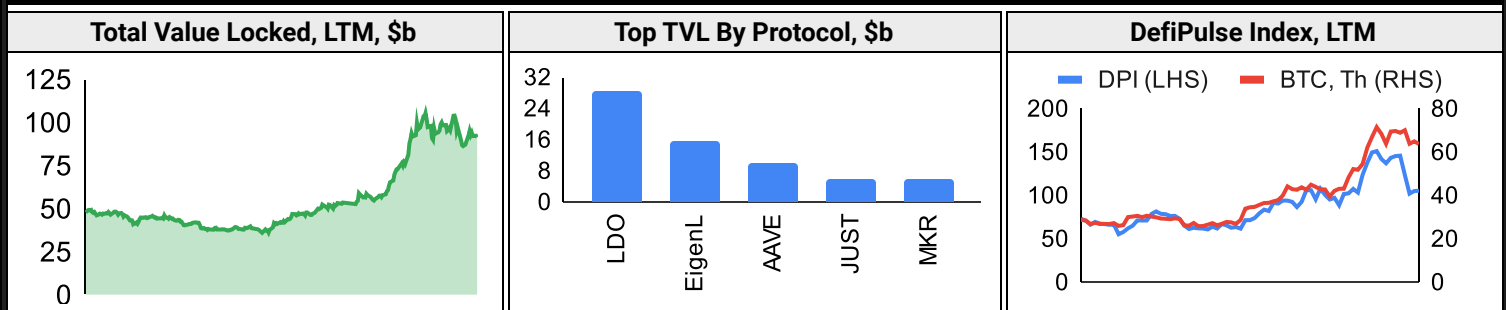
Top & Bottom Performers - Top 100 Tokens

24h		7 Days		30 Days		90 Days		365 Days	
LEO	1%	TRX	4%	WBT	19%	PEPE	619%	BONK	3424%
WBT	1%	WBT	3%	BGB	6%	AR	292%	AKT	1422%
USDE	0%	LEO	1%	NEO	4%	FET	244%	TAO	803%
TRX	0%	DAI	0%	USDC	0%	AGIX	203%	RBN	570%
NEAR	-11%	TIA	-25%	FIL	-45%	INJ	-32%	ARB	-26%
ZBC	-12%	AKT	-25%	UNI	-45%	LDO	-34%	SAND	-27%
SEI	-13%	TAO	-25%	RUNE	-46%	TIA	-44%	ATOM	-30%
JUP	-16%	HBAR	-40%	APT	-51%	ARB	-44%	MATIC	-32%

Category Performance

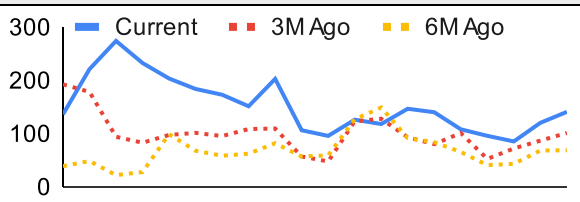
Category	7d	30d	90d	180d	365d	Ecosystem	7d	30d	90d	180d	365d
CEXs	-5%	-20%	16%	52%	25%	Tron	-3%	-13%	37%	40%	77%
Smart Contract	-12%	-30%	22%	81%	65%	BSC	-16%	-22%	29%	79%	50%
Currency	-12%	-30%	22%	35%	67%	Polkadot	-16%	-25%	37%	75%	41%
IoT/Data/Comp.	-11%	-33%	27%	109%	82%	Cosmos	-16%	-25%	40%	134%	210%
Meme	-14%	-36%	149%	144%	101%	Polygon	-15%	-32%	19%	48%	32%
Scaling	-17%	-38%	6%	93%	21%	Avalanche	-13%	-37%	7%	47%	42%
Lending	-13%	-39%	15%	39%	65%	Ethereum	-13%	-39%	-10%	8%	16%
Other DeFi	-21%	-40%	-13%	11%	6%	Solana	-22%	-41%	18%	75%	179%
Privacy	-28%	-41%	-11%	-10%	-33%						
DEX	-14%	-41%	1%	49%	52%						
Gaming/Entertai	-22%	-44%	3%	20%	-22%						

DeFi

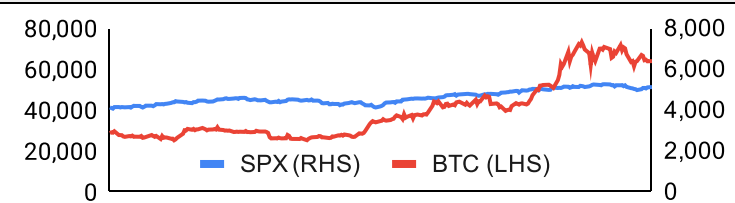


Trading Volume

Aggregate Volumes by Product, \$b					Top Derivatives Exchanges, \$m and bps					Top Spot Exchanges, \$m		
Product	1d	7d	30d	O/I	Exchange	1d Vol	O/I	Mkr	Tkr	Exchange	Score	1d Vol
Spot	41	225	1,290	n/a	Binance	68,375	15,704	2.0	4.0	Binance	9.9	20,620
Perpetuals	723	7,080	22,440	221	Bybit	22,624	9,689	2.0	5.5	Coinbase	8.2	2,597
Futures	1	3	15	1	OKX	28,704	5,638	2.0	5.0	Bybit	7.8	4,407
Options	3	13	56	n/a	Bitget	17,588	7,832	2.0	6.0	OKX	7.6	3,041

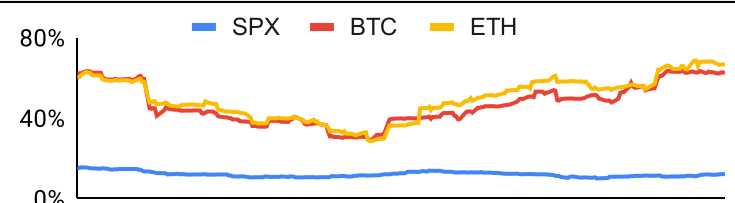
Daily Spot Volume, Top 100 Tokens Last 20d, \$b				Top Volume, 1d, \$m		Top Volume, %20d Avg		Low Volume, %20d Avg	
				USDT	58,533	CRO	215%	XEC	44%
				BTC	32,123	STETH	126%	TON	49%
				ETH	16,235	LDO	124%	TAO	53%
				FDUSD	7,951	TRX	121%	OKB	54%
				USDC	7,533	SEI	121%	TIA	56%

Traditional Finance

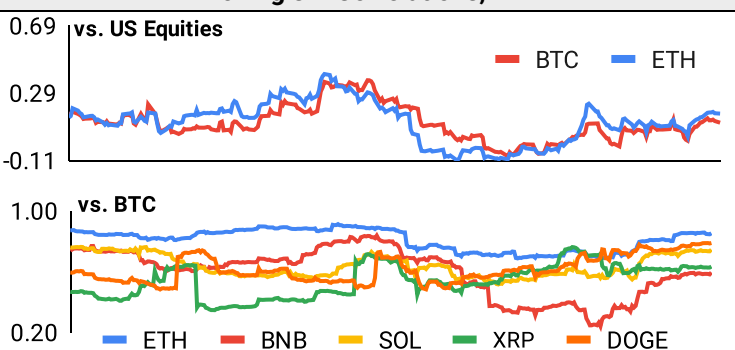
Global Equity Markets							SPX vs. BTC, LTM	
	US	USGrwth	UK	Germany	Japan	HK		
1D	0%	0%	0%	0%	1%	2%	<div style="display: flex; justify-content: space-between;"> 80,000 8,000 </div> <div style="display: flex; justify-content: space-between;"> 60,000 6,000 </div> <div style="display: flex; justify-content: space-between;"> 40,000 4,000 </div> <div style="display: flex; justify-content: space-between;"> 20,000 2,000 </div> <div style="display: flex; justify-content: space-between;"> 0 0 </div>	
7D	2%	3%	3%	2%	1%	8%		
90D	4%	2%	7%	5%	3%	3%		
365D	25%	35%	7%	8%	18%	-19%		

10-Year Treasury Yields							Commodities & FX					
	US	Brazil	UK	Germany	Japan	HK	Last	WTI	Gas	Gold	USD/EUR	USD/JPY
Last	4.67%	11.59%	4.40%	2.59%	0.88%	3.98%	Last	81.7	2.00	2,307	0.94	157.5
1d Chg	0.05	-0.04	0.05	0.01	0.00	-0.06	1d % Chg	-1.1%	-1.5%	-2.2%	0.4%	0.8%

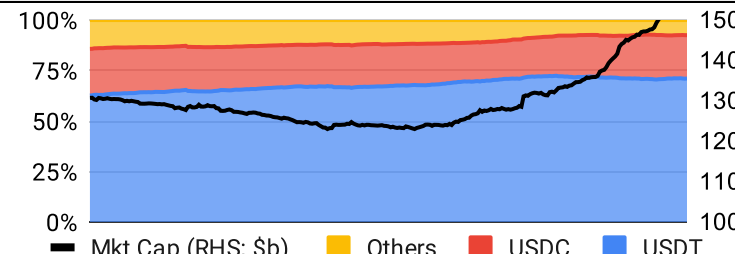
Volatility

Annualized Volatility							Rolling 3M Annualized Volatility, LTM		
	BTC	ETH	BNB	SOL	XRP	DOGE			
30D	54%	70%	56%	93%	73%	97%	<div style="display: flex; justify-content: space-between;"> 80% </div> <div style="display: flex; justify-content: space-between;"> 40% </div> <div style="display: flex; justify-content: space-between;"> 0% </div>		
90D	61%	66%	74%	91%	75%	128%			
180D	55%	62%	65%	104%	65%	103%			
365D	47%	51%	53%	91%	93%	81%			

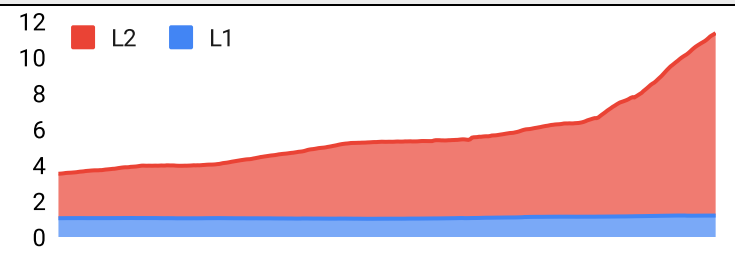
Correlations

Intra-Crypto Correlations, LTM							Rolling 3M Correlations, LTM	
	BTC	ETH	BNB	SOL	XRP	DOGE		
BTC							vs. US Equities	
ETH	0.81							
BNB	0.56	0.55					vs. BTC	
SOL	0.64	0.59	0.45					
XRP	0.44	0.49	0.32	0.44				
DOGE	0.69	0.63	0.45	0.50	0.42			

Stablecoins

Stablecoin Market Size and Volume, \$m					Stablecoin Dominance (LHS) & Market Cap \$b (RHS), LTM	
Ticker	Price	1d Vol	20d Avg Vol	Market Cap		
USDT	1.00	58,533	64,557	110,598		
USDC	1.00	7,533	7,724	33,336		
DAI	1.00	608	578	5,348		
USDe	1.00	146	101	2,331		
USDD	0.97	8	8	705		
FRAX	1.00	60	38	648		

Ethereum Mainnet & Layer 2s

Mainnet & Layer 2 Transactions (m/day) and L2 TVL (\$m)					Transactions (m/day), Rolling 90-Day Average, LTM	
Network	1d	30d Avg	TVL	Tech Type		
Base	2.5	2.7	4,980	ORU		
Degen Chain	1.7	2.2				
Arbitrum One	1.6	1.6	15,710	ORU		
Ethereum	1.2	1.2	-	Mainnet		
Linea	0.4	1.1	730	ZKR		
zkSync Era	1.0	1.0	797.63	ZKR		
OP Mainnet	0.6	0.6	6,270	ORU		
Zora	0.1	0.5	30	App-specific ORU		
Arbitrum Nova	0.1	0.5	43	Optimium		
Blast	0.5	0.5	2,550	App-specific ORU		

Layer 2 Token Performance & Market Cap (\$m)					
	#VALUE	MATIC	#VALU	#VALUE!	#VALUE!
30d Return	0%	-33%	0%	0%	0%
Market Cap	#VALUE	6,200	#VALU	#VALUE!	#VALUE!

NFTs and DAOs

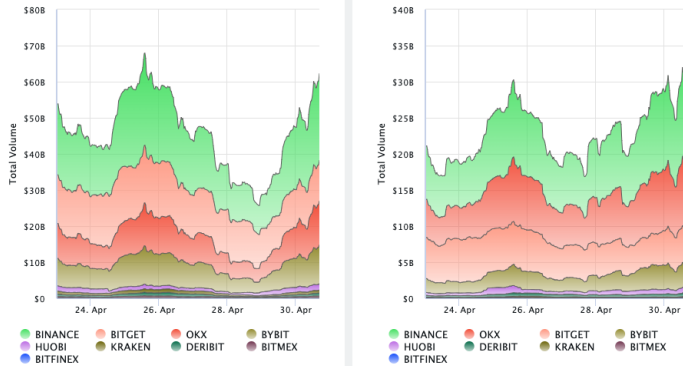
NFT Collection Stats (in ETH)						DAO Treasury Amount (\$m) and Composition					
Collection	Floor	% Listed	3M Ret.	3M Vol	Market Cap	DAO	Treasury	Stables	BTC/ETH	Own Tokens	Other
CryptoPunks	36	12%	0%	9,162	359,900	Mantle	3,659	2%	20%	77%	1%
Bored Ape Yacht C	13	3%	0%	31,525	132,190	Arbitrum	3,433	0%	1%	99%	0%
Pudgy Penguins	11	4%	0%	20,733	101,768	Uniswap	2,861	0%	0%	100%	0%
Autoglyphs	175	1%	-22%	145	89,600	Optimism	1,824	0%	0%	100%	0%
Chromie Squiggle	5	2%	-2%	555	52,469	ENS	1,133	0%	0%	89%	11%
Mutant Ape Yacht	3	4%	0%	17,137	48,903	Ethereum	931	0%	100%	0%	0%
Azuki	5	3%	0%	7,064	47,360	Golem	565	0%	88%	12%	0%
Milady Maker	5	6%	0%	8,733	45,690	Gnosis	547	7%	25%	51%	17%
Fidenza by Tyler H	46	4%	0%	261	45,644	Merit Circle	459	5%	2%	89%	5%
Mad Lads	90.25SOL	4%	0%	3,1008SOL	899,522SOL	YGG	364	3%	1%	96%	0%

Crypto News

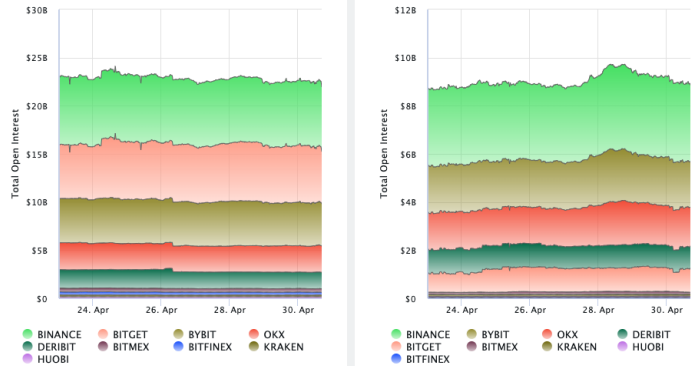
- [Bitcoin Slips Under \\$62K as Hong Kong ETFs Disappoint - CoinDesk](#)
- [Cryptocurrencies, stocks slide ahead of Fed rate decision - Blockworks](#)
- [Bitcoin Faces Worst Month Since FTX Crash With ETF Demand Cooling - Bloomberg](#)
- [Blockchain gaming firm Animoca Brands 'comes to Bitcoin' - Cointelegraph](#)
- [Even as He Faces Prison Time, Binance's Founder Plans a Comeback - The New York Times](#)
- [Coal Miner Alliance Resource Dabbles In Crypto Mining, Mines 425 BTC - CoinDesk](#)
- [New record: Bitcoin processes 1.6M confirmed payments in a day - Cointelegraph](#)
- [Eigen Labs drops white paper debuting EIGEN token - Blockworks](#)
- [SEC has been investigating ETH for over a year, new court filing shows - Blockworks](#)

Crypto Futures

Futures Volume (BTC LHS ; ETH RHS), 1d



Futures Open Interest (BTC LHS ; ETH RHS)



OI Weighted Funding Rate (BTC LHS ; ETH RHS), 1d

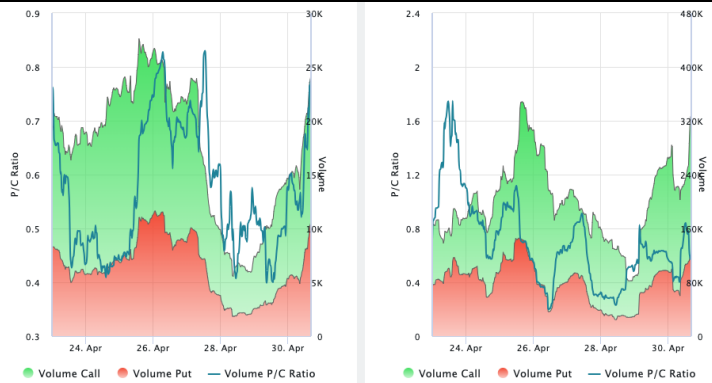


Liquidations (BTC LHS ; ETH RHS), 1d

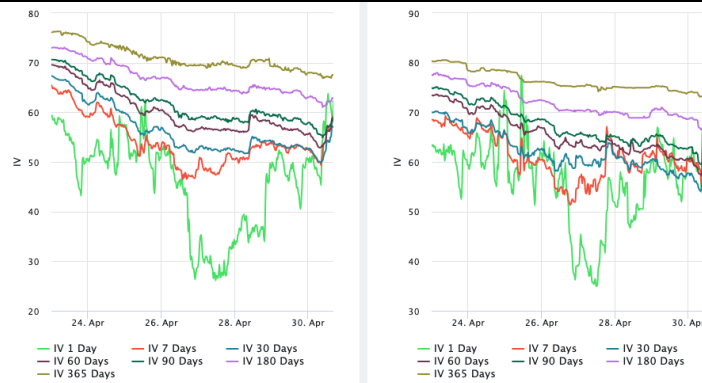


Crypto Options

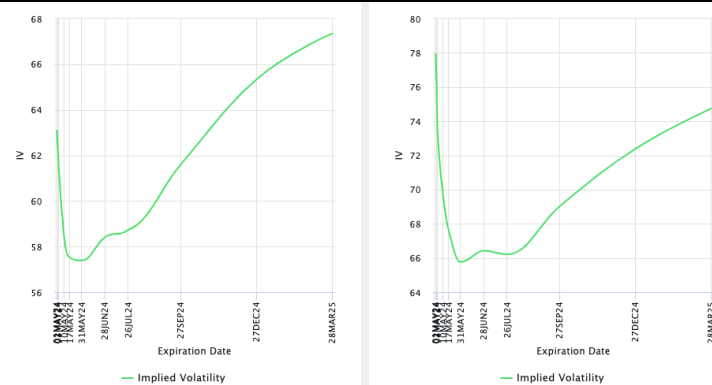
Options Volume & Put/Call Ratio (BTC LHS ; ETH RHS), 1d



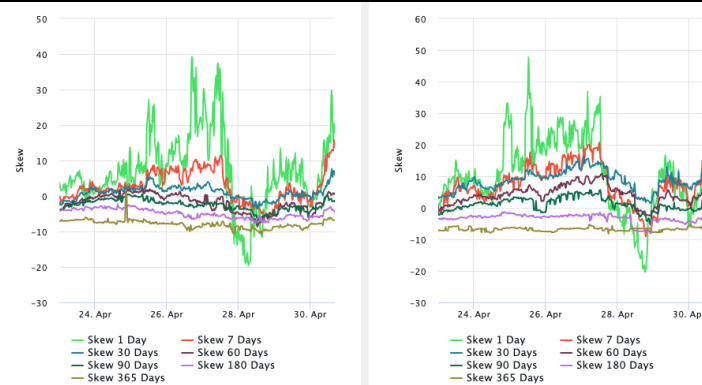
ATM Implied Volatility (BTC LHS ; ETH RHS)



ATM Implied Vol Term Structure (BTC LHS ; ETH RHS)



25 Delta Skew (BTC LHS ; ETH RHS)





April 30, 2024

About GSR

GSR has over a decade of extensive experience in the crypto market, serving as a trusted liquidity provider and active, multi-stage investor. Our suite of services includes OTC Trading, Derivatives, and Market Making. GSR is actively involved in every major sector of the digital asset ecosystem, working with token issuers, institutional investors, miners, and leading trading venues.

For more information or if we can help with anything, please see gsr.io or contact us at gsr@gsr.io.

Follow GSR for more content: [Twitter](#) [Telegram](#) [LinkedIn](#)

Authors

Brian Rudick, Senior Strategist [Twitter](#) [Telegram](#)

Required Disclosures

This material is provided by GSR (the "Firm") solely for informational purposes, is intended only for sophisticated, institutional investors and does not constitute an offer or commitment, a solicitation of an offer or commitment, or any advice or recommendation, to enter into or conclude any transaction (whether on the terms shown or otherwise), or to provide investment services in any state or country where such an offer or solicitation or provision would be illegal. The Firm is not and does not act as an advisor or fiduciary in providing this material. GSR is not authorised or regulated in the UK by the Financial Conduct Authority. The protections provided by the UK regulatory system will not be available to you. Specifically, information provided herein is intended for institutional persons only and is not suitable for retail persons in the United Kingdom, and no solicitation or recommendation is being made to you in regards to any products or services.

This material is not a research report, and not subject to any of the independence and disclosure standards applicable to research reports prepared pursuant to FINRA or CFTC research rules. This material is not independent of the Firm's proprietary interests, which may conflict with the interests of any counterparty of the Firm. The Firm trades instruments discussed in this material for its own account, may trade contrary to the views expressed in this material, and may have positions in other related instruments.

Information contained herein is based on sources considered to be reliable, but is not guaranteed to be accurate or complete. Any opinions or estimates expressed herein reflect a judgment made by the author(s) as of the date of publication, and are subject to change without notice. Trading and investing in digital assets involves significant risks including price volatility and illiquidity and may not be suitable for all investors. The Firm is not liable whatsoever for any direct or consequential loss arising from the use of this material. Copyright of this material belongs to GSR. Neither this material nor any copy thereof may be taken, reproduced or redistributed, directly or indirectly, without prior written permission of GSR

Notes & Sources

All options data is based on Deribit and derivatives graphics are from Laevidas. Market returns are based on price returns for the following ETFs: VOO, QQQ, EWU, EWG, EWJ, and EWH. Onchain volumes are not considered and thus certain token volumes may be understated (e.g., stETH).

CoinGecko	Santiment	DefiLlama	CoinMarketCap	Laevidas
L2Beat	Google Finance	TradingView	Deribit	WorldCoinIndex
Cryptorank	Investing.com	NFT Price Floor	CryptoSlate	