




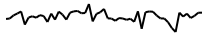






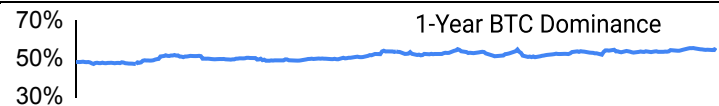
Crypto Leaderboard

Rank	Name	Ticker	Price	24h	7d	30d	24h Vol \$m	MC \$m	1-Year Chart
1	Bitcoin	BTC	\$58,107	-5%	-10%	-17%	47,222	1,144,274	
2	Ethereum	ETH	\$2,920	-3%	-7%	-17%	20,705	356,459	
3	Tether	USDT	\$1.00	0%	0%	0%	68,998	110,424	
4	BNB	BNB	\$554	-3%	-9%	-4%	2,177	85,338	
5	Solana	SOL	\$124	-3%	-16%	-35%	3,863	55,606	
6	USD Coin	USDC	\$1.00	0%	0%	0%	10,614	33,102	
7	XRP Ledger	XRP	\$0.50	0%	-6%	-19%	1,471	27,351	
8	Lido stETH	STETH	\$2,919	-3%	-7%	-16%	221	27,249	
9	Dogecoin	DOGE	\$0.13	-6%	-16%	-38%	1,756	18,252	
10	Toncoin	TON	\$4.78	-7%	-14%	-11%	297	16,593	

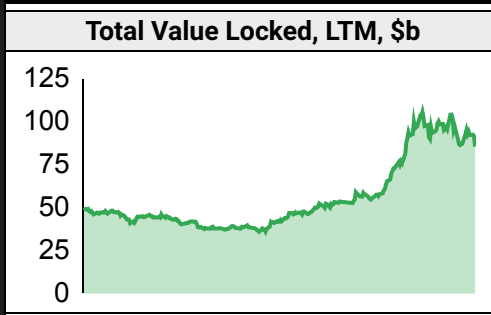
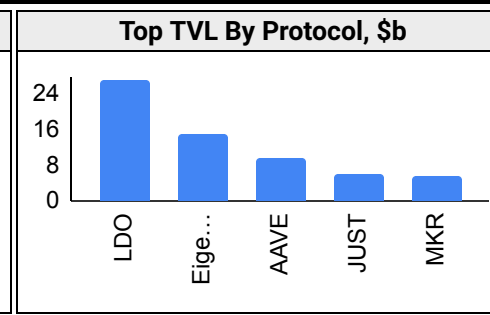
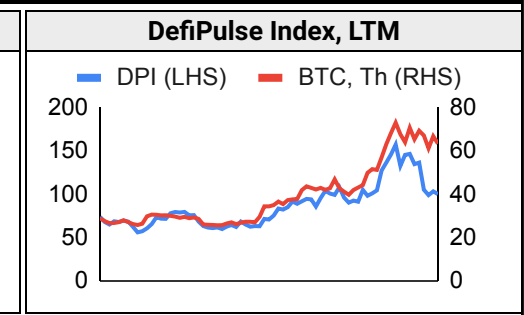
Top & Bottom Performers - Top 100 Tokens

24h		7 Days		30 Days		90 Days		365 Days	
OP	14%	OP	10%	WBT	17%	PEPE	599%	BONK	3426%
ATOM	10%	TRX	6%	NEO	1%	FET	265%	AKT	1404%
STRK	9%	CRO	2%	BGB	1%	AR	229%	TAO	723%
FLR	6%	WBT	1%	FDUSD	0%	AGIX	204%	RBN	563%
TON	-7%	TAO	-19%	SUI	-42%	LDO	-32%	ATOM	-23%
SEI	-8%	HBAR	-21%	STX	-44%	INJ	-32%	ARB	-23%
NEO	-9%	AKT	-24%	UNI	-45%	ARB	-42%	SAND	-27%
AR	-18%	STX	-25%	APT	-48%	TIA	-43%	MATIC	-32%

Category Performance

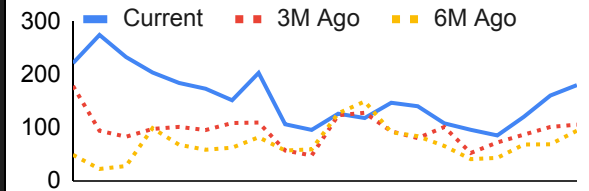
Category	7d	30d	90d	180d	365d	Ecosystem	7d	30d	90d	180d	365d
CEXs	-3%	-17%	16%	52%	23%	Tron	-2%	-10%	34%	42%	78%
Smart Contract	-10%	-27%	20%	80%	63%	BSC	-13%	-17%	30%	80%	51%
Currency	-10%	-28%	19%	32%	61%	Cosmos	-12%	-20%	42%	137%	211%
Privacy	-11%	-29%	9%	12%	-17%	Polkadot	-11%	-21%	37%	73%	42%
IoT/Data/Comp.	-9%	-30%	21%	98%	75%	Polygon	-10%	-28%	19%	47%	31%
Other DeFi	-8%	-32%	-2%	30%	23%	Avalanche	-9%	-34%	7%	46%	41%
Meme	-16%	-32%	142%	142%	96%	Ethereum	-8%	-36%	-11%	6%	15%
Scaling	-10%	-33%	7%	91%	22%	Solana	-13%	-41%	24%	79%	180%
Gaming/Entertai	-12%	-35%	12%	58%	39%						
Lending	-9%	-35%	15%	32%	64%						
DEX	-10%	-37%	1%	50%	52%						

DeFi

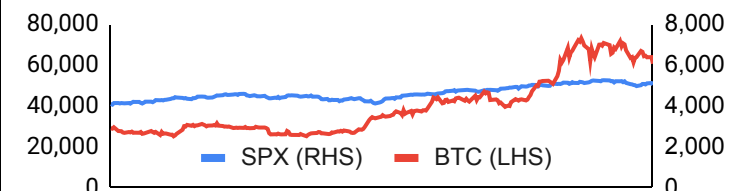
Total Value Locked, LTM, \$b	Top TVL By Protocol, \$b	DefiPulse Index, LTM
		

Trading Volume

Aggregate Volumes by Product, \$b					Top Derivatives Exchanges, \$m and bps					Top Spot Exchanges, \$m		
Product	1d	7d	30d	O/I	Exchange	1d Vol	O/I	Mkr	Tkr	Exchange	Score	1d Vol
Spot	53	216	1,250	n/a	Binance	85,625	15,276	2.0	4.0	Binance	9.9	25,645
Perpetuals	967	5,710	21,450	227	Bybit	28,478	9,519	2.0	5.5	Coinbase	8.2	3,570
Futures	1	2	15	1	OKX	36,070	5,702	2.0	5.0	Bybit	7.8	5,551
Options	4	14	56	n/a	Bitget	19,775	7,720	2.0	6.0	OKX	7.6	4,009

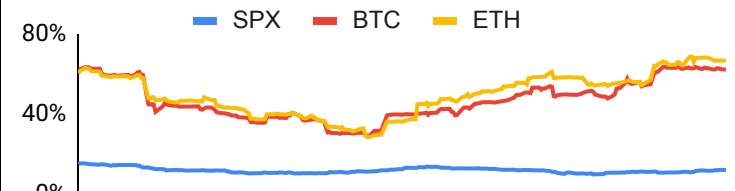
Daily Spot Volume, Top 100 Tokens Last 20d, \$b				Top Volume, 1d, \$m		Top Volume, %20d Avg		Low Volume, %20d Avg	
				USDT	73,343	CRO	192%	RETH	41%
				BTC	44,817	STX	178%	WBT	57%
				ETH	19,169	STRK	174%	NEO	57%
				FDUSD	9,713	AR	172%	XEC	61%
				USDC	9,387	OP	165%	HBAR	67%

Traditional Finance

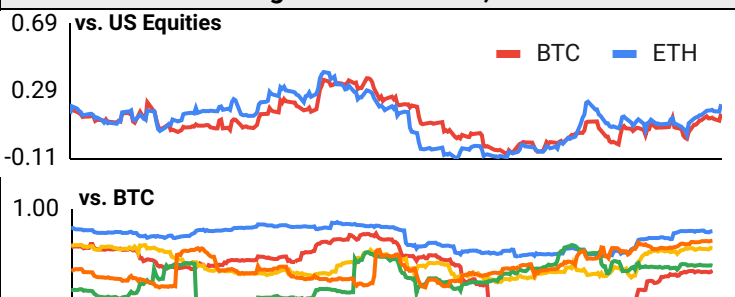
Global Equity Markets							SPX vs. BTC, LTM	
	US	USGrwth	UK	Germany	Japan	HK		
1D	-2%	-2%	-1%	-2%	-1%	-1%	80,000	8,000
7D	-1%	0%	1%	-2%	0%	5%	60,000	6,000
90D	4%	2%	7%	5%	2%	2%	40,000	4,000
365D	23%	33%	7%	6%	17%	-20%	20,000	2,000

10-Year Treasury Yields							Commodities & FX					
	US	Brazil	UK	Germany	Japan	HK		WTI	Gas	Gold	USD/EUR	USD/JPY
Last	4.67%	11.75%	4.41%	2.59%	0.89%	3.98%	Last	81.1	1.95	2,295	0.94	157.9
1d Chg	-0.01	-0.04	0.05	0.01	0.02	-0.06	1d % Chg	-1.0%	-0.5%	-0.3%	0.1%	0.1%

Volatility

Annualized Volatility							Rolling 3M Annualized Volatility, LTM		
	BTC	ETH	BNB	SOL	XRP	DOGE			
30D	55%	68%	53%	91%	72%	96%	80%		
90D	62%	66%	74%	90%	75%	129%	40%		
180D	55%	62%	65%	104%	65%	103%	0%		
365D	47%	51%	53%	91%	93%	81%			

Correlations

Intra-Crypto Correlations, LTM							Rolling 3M Correlations, LTM	
	BTC	ETH	BNB	SOL	XRP	DOGE		
BTC							0.69	vs. US Equities
ETH	0.81						0.29	
BNB	0.56	0.55					-0.11	
SOL	0.63	0.59	0.45				1.00	vs. BTC
XRP	0.44	0.49	0.32	0.44				



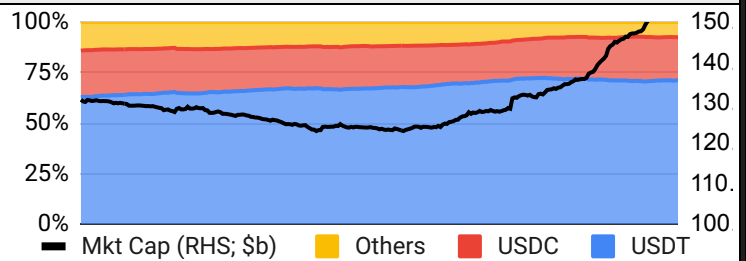
May 1, 2024

Stablecoins

Stablecoin Market Size and Volume, \$m

Ticker	Price	1d Vol	20d Avg Vol	Market Cap
USDT	1.00	73,343	65,718	110,529
USDC	1.00	9,387	7,881	33,110
DAI	1.00	925	612	5,347
USDe	1.00	127	99	2,317
USDD	0.99	10	8	730
FRAX	1.00	43	38	647

Stablecoin Dominance (LHS) & Market Cap \$b (RHS), LTM

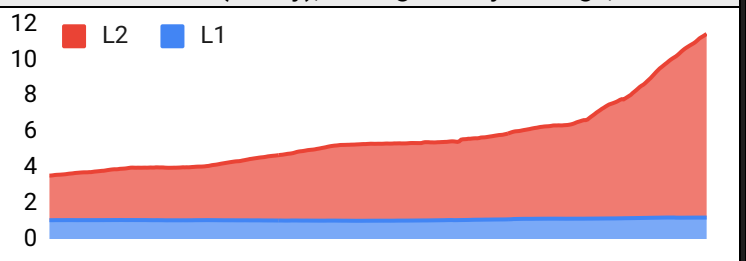


Ethereum Mainnet & Layer 2s

Mainnet & Layer 2 Transactions (m/day) and L2 TVL (\$m)

Network	1d	30d Avg	TVL	Tech Type
Base	2.4	2.7	5,170	ORU
Degen Chain	1.2	2.2		
Arbitrum One	1.7	1.6	15,850	ORU
Ethereum	1.2	1.2	-	Mainnet
zkSync Era	1.2	1.0	801	ZKR
Linea	0.4	1.0	731.61	ZKR
OP Mainnet	0.7	0.6	6,540	ORU
Zora	0.1	0.5	31	App-specific ORU
Blast	0.5	0.5	2,560	App-specific ORU
Arbitrum Nova	0.1	0.5	43	Optimium

Transactions (m/day), Rolling 90-Day Average, LTM



Layer 2 Token Performance & Market Cap (\$m)

	#VALU	MATIC	#VALU	#VALUE!	#VALUE!
30d Return	0%	-34%	0%	0%	0%
Market Cap	#VALUE	6,210	#VALU	#VALUE!	#VALUE!

NFTs and DAOs

NFT Collection Stats (in ETH)

Collection	Floor	% Listed	3M Ret.	3M Vol	Market Cap
CryptoPunks	36	12%	0%	9,198	360,000
Bored Ape Yacht C	13	3%	0%	30,996	125,000
Pudgy Penguins	11	4%	0%	20,127	97,580
Autoglyphs	175	1%	-22%	145	89,600
Chromie Squiggle	5	2%	-3%	576	51,469
Azuki	5	3%	0%	7,463	51,000
Milady Maker	5	5%	0%	8,700	45,800
Fidenza by Tyler H	46	4%	0%	263	45,644
Mutant Ape Yacht	2	4%	0%	17,090	43,670
Mad Lads	90.40SOL	4%	0%	79,937SOL	901,017SOL

DAO Treasury Amount (\$m) and Composition

DAO	Treasury	Stables	BTC/ETH	Own Tokens	Other
Mantle	3,529	2%	20%	77%	1%
Arbitrum	3,480	0%	1%	99%	0%
Uniswap	2,721	0%	0%	100%	0%
Optimism	2,012	0%	0%	100%	0%
ENS	1,075	0%	0%	90%	10%
Ethereum	899	0%	100%	0%	0%
Golem	545	0%	88%	12%	0%
Gnosis	539	7%	24%	51%	18%
Merit Circle	448	5%	2%	89%	4%
YGG	343	4%	1%	95%	0%

Crypto News

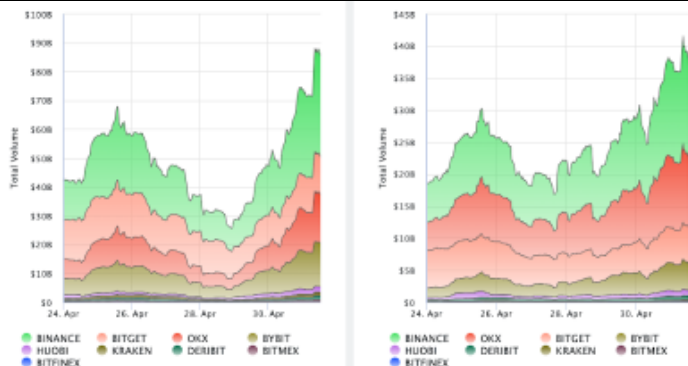
- [DOJ Arrests Early Bitcoin Investor Roger Ver, 'Bitcoin Jesus,' on Charges of Tax Fraud - Bitcoin Magazine](#)
- [Bitcoin Mining Profits Plunge as 'Hashprice' Hits All-Time Low - Unchained - Unchained](#)
- [No signs' of Bitcoin miner capitulation despite plummeting revenue - Cointelegraph](#)
- [Dog behind the meme that launched Dogecoin is a shiba inu former rescue pup - South China Morning Post](#)
- [Ethereum dips below key level as Hong Kong ETFs underperform - FXStreet](#)
- [DOJ charges Roger Ver with tax fraud - Blockworks](#)
- [Eigen Labs drops white paper debuting EIGEN token - Blockworks](#)
- [Restaking 'Gold Rush' Spreads to Solana From Ethereum, With Jito and Others Joining In - CoinDesk](#)



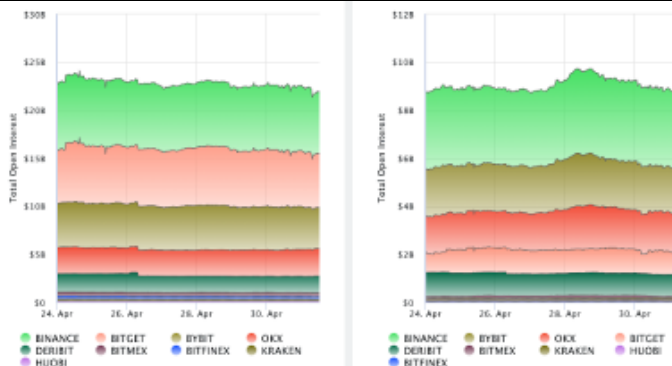
May 1, 2024

Crypto Futures

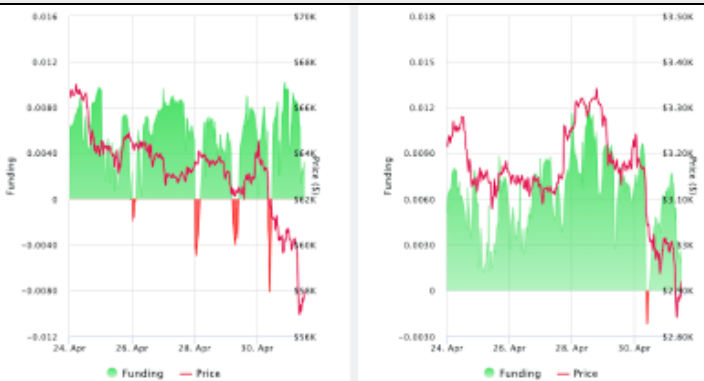
Futures Volume (BTC LHS ; ETH RHS), 1d



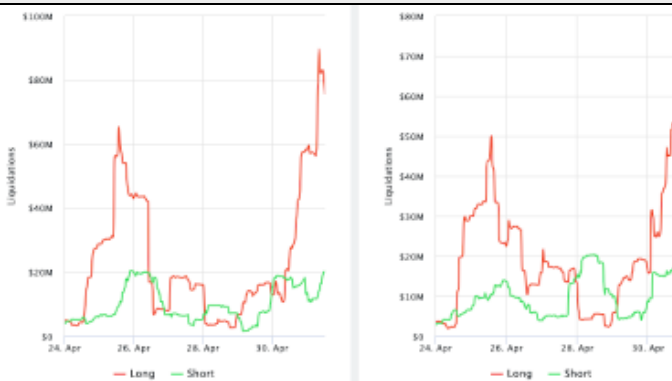
Futures Open Interest (BTC LHS ; ETH RHS)



OI Weighted Funding Rate (BTC LHS ; ETH RHS), 1d

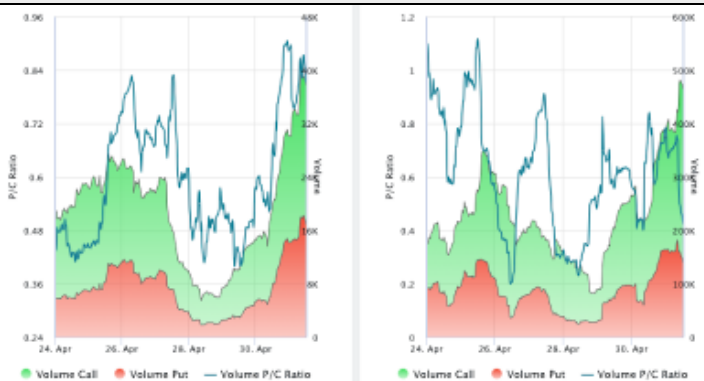


Liquidations (BTC LHS ; ETH RHS), 1d

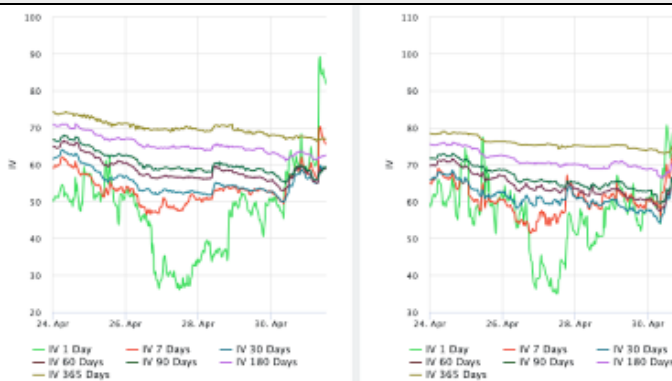


Crypto Options

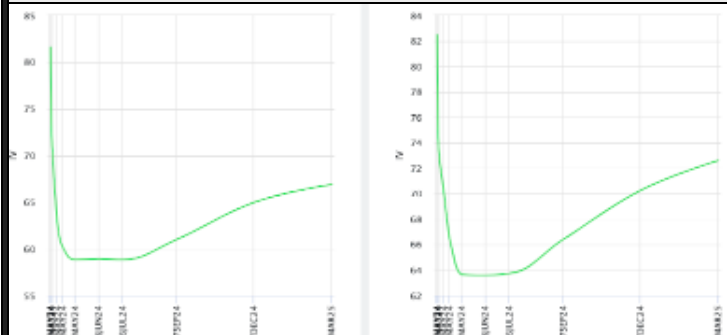
Options Volume & Put/Call Ratio (BTC LHS ; ETH RHS), 1d



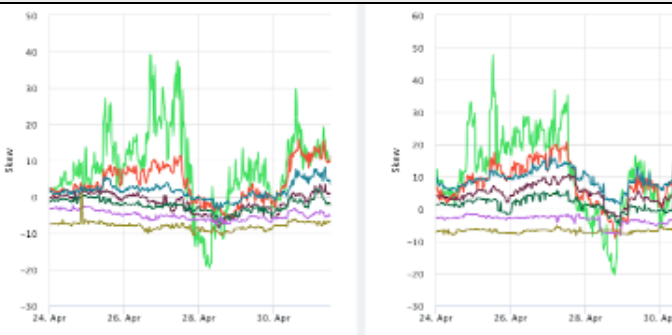
ATM Implied Volatility (BTC LHS ; ETH RHS)



ATM Implied Vol Term Structure (BTC LHS ; ETH RHS)



25 Delta Skew (BTC LHS ; ETH RHS)





May 1, 2024

About GSR

GSR has over a decade of extensive experience in the crypto market, serving as a trusted liquidity provider and active, multi-stage investor. Our suite of services includes OTC Trading, Derivatives, and Market Making. GSR is actively involved in every major sector of the digital asset ecosystem, working with token issuers, institutional investors, miners, and leading trading venues.

For more information or if we can help with anything, please see gsr.io or contact us at gsr@gsr.io.

Follow GSR for more content: [Twitter](#) [Telegram](#) [LinkedIn](#)

Authors

Brian Rudick, Senior Strategist [Twitter](#) [Telegram](#)

Required Disclosures

This material is provided by GSR (the "Firm") solely for informational purposes, is intended only for sophisticated, institutional investors and does not constitute an offer or commitment, a solicitation of an offer or commitment, or any advice or recommendation, to enter into or conclude any transaction (whether on the terms shown or otherwise), or to provide investment services in any state or country where such an offer or solicitation or provision would be illegal. The Firm is not and does not act as an advisor or fiduciary in providing this material. GSR is not authorised or regulated in the UK by the Financial Conduct Authority. The protections provided by the UK regulatory system will not be available to you. Specifically, information provided herein is intended for institutional persons only and is not suitable for retail persons in the United Kingdom, and no solicitation or recommendation is being made to you in regards to any products or services.

This material is not a research report, and not subject to any of the independence and disclosure standards applicable to research reports prepared pursuant to FINRA or CFTC research rules. This material is not independent of the Firm's proprietary interests, which may conflict with the interests of any counterparty of the Firm. The Firm trades instruments discussed in this material for its own account, may trade contrary to the views expressed in this material, and may have positions in other related instruments.

Information contained herein is based on sources considered to be reliable, but is not guaranteed to be accurate or complete. Any opinions or estimates expressed herein reflect a judgment made by the author(s) as of the date of publication, and are subject to change without notice. Trading and investing in digital assets involves significant risks including price volatility and illiquidity and may not be suitable for all investors. The Firm is not liable whatsoever for any direct or consequential loss arising from the use of this material. Copyright of this material belongs to GSR. Neither this material nor any copy thereof may be taken, reproduced or redistributed, directly or indirectly, without prior written permission of GSR

Notes & Sources

All options data is based on Deribit and derivatives graphics are from Laevitas. Market returns are based on price returns for the following ETFs: VOO, QQQ, EWU, EWG, EWJ, and EWH. Onchain volumes are not considered and thus certain token volumes may be understated (e.g., stETH).

CoinGecko	Santiment	DefiLlama	CoinMarketCap	Laevitas
L2Beat	Google Finance	TradingView	Deribit	WorldCoinIndex
Cryptorank	Investing.com	NFT Price Floor	CryptoSlate	