











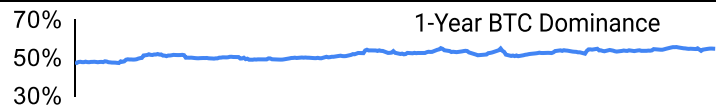
**Crypto Leaderboard**

Rank	Name	Ticker	Price	24h	7d	30d	24h Vol \$m	MC \$m	1-Year Chart
1	Bitcoin	BTC	\$63,144	3%	0%	-10%	25,572	1,243,701	
2	Ethereum	ETH	\$3,035	1%	-2%	-14%	10,290	363,908	
3	Tether	USDT	\$1.00	0%	0%	0%	34,294	110,787	
4	BNB	BNB	\$596	0%	1%	-2%	1,082	91,460	
5	Solana	SOL	\$154	7%	7%	-11%	2,818	68,913	
6	USD Coin	USDC	\$1.00	0%	0%	0%	5,202	33,080	
7	XRP Ledger	XRP	\$0.51	0%	-3%	-17%	873	28,495	
8	Lido stETH	STETH	\$3,029	1%	-2%	-14%	55	28,388	
9	Toncoin	TON	\$7.05	17%	24%	4%	845	24,521	
10	Dogecoin	DOGE	\$0.15	2%	3%	-25%	1,052	21,713	

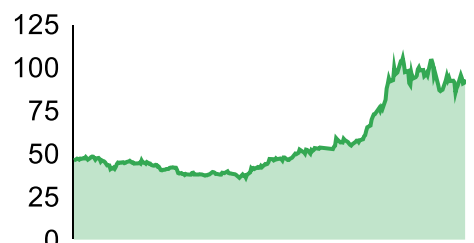
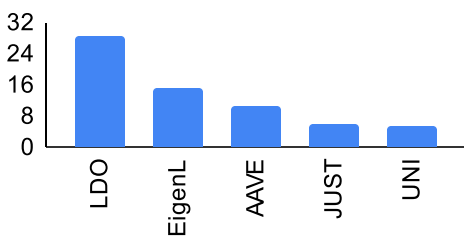
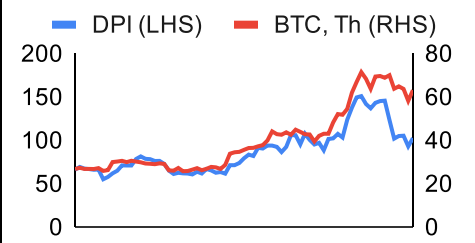
**Top & Bottom Performers - Top 100 Tokens**

24h		7 Days		30 Days		90 Days		365 Days	
AKT	26%	AKT	40%	AKT	50%	PEPE	757%	BONK	6482%
TON	17%	RNDR	40%	AR	41%	AR	406%	AKT	2513%
GRT	15%	AR	27%	RNDR	25%	FET	276%	TAO	938%
INJ	13%	TON	24%	PEPE	22%	TON	239%	FET	873%
LEO	0%	ICP	-9%	BSV	-31%	LDO	-37%	SAND	-10%
TRX	-1%	BONK	-9%	TAO	-31%	SUI	-37%	XMR	-13%
BEAM	-4%	STX	-10%	STX	-31%	ARB	-47%	MATIC	-17%
STX	-5%	LDO	-12%	XEC	-34%	TIA	-50%	ATOM	-18%

**Category Performance**

Category	7d	30d	90d	180d	365d	Ecosystem	7d	30d	90d	180d	365d
Lending	44%	30%	75%	70%	154%	Tron	1%	-7%	31%	45%	98%
CEXs	3%	-4%	23%	30%	46%	Cosmos	6%	-16%	53%	138%	363%
Other DeFi	6%	-16%	12%	33%	68%	Polkadot	2%	-18%	41%	65%	82%
IoT/Data/Comp.	2%	-17%	37%	97%	132%	Polygon	5%	-19%	28%	46%	68%
Smart Contract	1%	-18%	23%	64%	104%	Avalanche	3%	-19%	11%	39%	77%
Meme	-3%	-19%	156%	159%	131%	BSC	1%	-20%	35%	73%	93%
Currency	0%	-20%	21%	35%	85%	Solana	0%	-24%	24%	81%	327%
DEX	5%	-22%	8%	27%	112%	Ethereum	-2%	-25%	-10%	-1%	40%
Scaling	-1%	-25%	5%	74%	59%						
Privacy	-13%	-29%	2%	-9%	-16%						
Gaming/Entertai	-7%	-31%	7%	10%	0%						

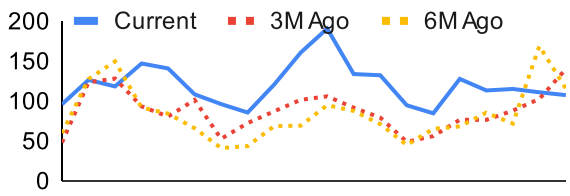
**DeFi**

Total Value Locked, LTM, \$b	Top TVL By Protocol, \$b	DefiPulse Index, LTM
		

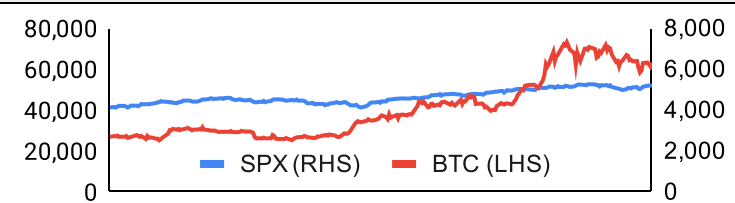
**Trading Volume**

Aggregate Volumes by Product, \$b					Top Derivatives Exchanges, \$m and bps					Top Spot Exchanges, \$m		
Product	1d	7d	30d	O/I	Exchange	1d Vol	O/I	Mkr	Tkr	Exchange	Score	1d Vol
Spot	31	238	1,310	n/a	Binance	46,970	17,015	2.0	4.0	Binance	9.9	15,291
Perpetuals	584	6,250	26,300	318	Bybit	14,330	10,876	2.0	5.5	Coinbase	8.2	1,707
Futures	0	2	16	1	OKX	18,167	5,815	2.0	5.0	Bybit	7.8	3,124
Options	1	10	60	n/a	Bitget	15,918	8,765	2.0	6.0	OKX	7.6	2,097

Daily Spot Volume, Top 100 Tokens Last 20d, \$b				Top Volume, 1d, \$m		Top Volume, %20d Avg		Low Volume, %20d Avg	
				USDT	45,518	AKT	471%	HBAR	22%
				BTC	24,834	TON	252%	RETH	24%
				ETH	10,433	RNDR	210%	ALGO	38%
				FDUSD	5,731	FLR	206%	SEI	44%
				USDC	5,170	GRT	186%	CRO	47%

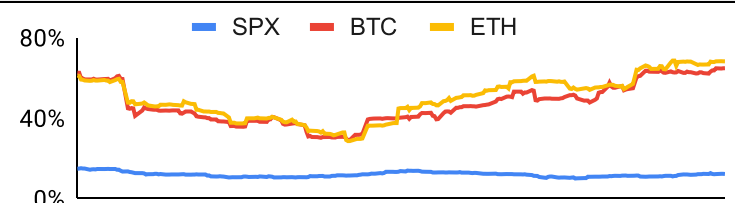
**Traditional Finance**

Global Equity Markets							SPX vs. BTC, LTM				
	US	USGrwth	UK	Germany	Japan	HK					
1D	1%	0%	1%	1%	0%	2%					
7D	3%	3%	3%	4%	0%	2%					
90D	4%	1%	12%	10%	3%	6%					
365D	28%	37%	12%	13%	17%	-12%					

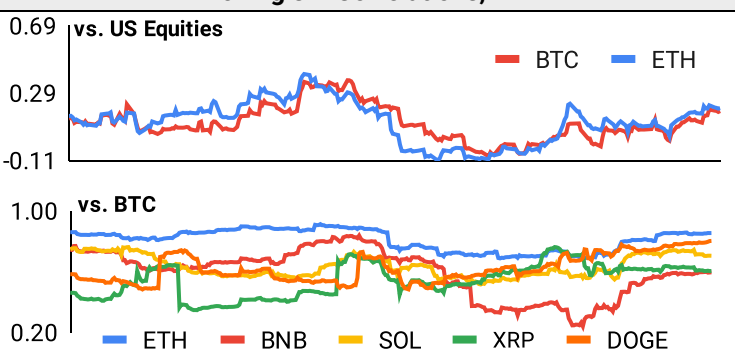
  

10-Year Treasury Yields							Commodities & FX					
	US	Brazil	UK	Germany	Japan	HK	Last	WTI	Gas	Gold	USD/EUR	USD/JPY
Last	4.47%	11.68%	4.16%	2.48%	0.90%	3.78%	Last	79.7	2.27	2,374	0.93	155.7
1d Chg	0.02	-0.04	0.02	-0.02	-0.01	-0.06	1d % Chg	0.5%	-1.4%	1.4%	0.0%	0.2%

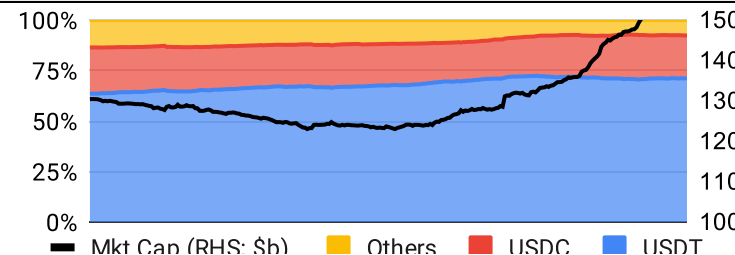
**Volatility**

Annualized Volatility							Rolling 3M Annualized Volatility, LTM			
	BTC	ETH	BNB	SOL	XRP	DOGE				
30D	52%	57%	47%	98%	71%	97%				
90D	63%	66%	74%	92%	75%	132%				
180D	56%	59%	64%	99%	63%	105%				
365D	47%	50%	53%	91%	93%	82%				

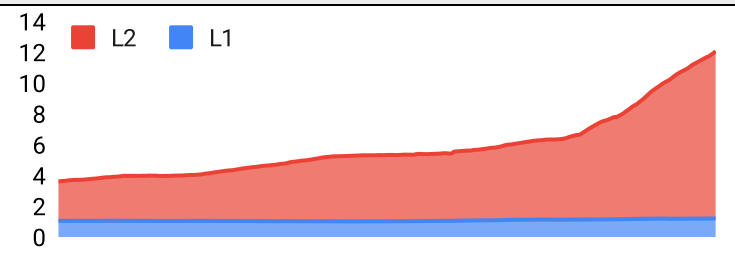
**Correlations**

Intra-Crypto Correlations, LTM							Rolling 3M Correlations, LTM					
	BTC	ETH	BNB	SOL	XRP	DOGE						
BTC												
ETH	0.81											
BNB	0.56	0.55										
SOL	0.62	0.58	0.43									
XRP	0.43	0.49	0.31	0.43								
DOGE	0.70	0.63	0.44	0.49	0.41							

## Stablecoins

Stablecoin Market Size and Volume, \$m					Stablecoin Dominance (LHS) & Market Cap \$b (RHS), LTM	
Ticker	Price	1d Vol	20d Avg Vol	Market Cap		
USDT	1.00	45,518	49,840	110,953		
USDC	1.00	5,170	6,158	33,108		
DAI	1.00	645	595	5,348		
USDe	1.00	50	72	2,302		
USDD	1.00	6	7	724		
FRAX	1.00	17	28	648		

## Ethereum Mainnet & Layer 2s

Mainnet & Layer 2 Transactions (m/day) and L2 TVL (\$m)					Transactions (m/day), Rolling 90-Day Average, LTM	
Network	1d	30d Avg	TVL	Tech Type		
Base	2.5	2.6	5,450	ORU		
Degen Chain	2.7	2.0				
Arbitrum One	1.7	1.7	16,130	ORU		
Ethereum	1.1	1.2	-	Mainnet		
zkSync Era	0.9	1.0	838	ZKR		
OP Mainnet	0.5	0.6	7100	ORU		
Blast	0.7	0.5	2,690	App-specific ORU		
Linea	0.4	0.4	789	ZKR		
Arbitrum Nova	0.2	0.3	44	Optimium		
Scroll	0.6	0.3	395	ZKR		

### Layer 2 Token Performance & Market Cap (\$m)

30d Return  
Market Cap

## NFTs and DAOs

NFT Collection Stats (in ETH)						DAO Treasury Amount (\$m) and Composition					
Collection	Floor	% Listed	3M Ret.	3M Vol	Market Cap	DAO	Treasury	Stables	BTC/ETH	Own Tokens	Other
CryptoPunks	38	12%	-34%	34,405	379,800	Mantle	3,912	2%	18%	79%	1%
Bored Ape Yacht C	15	3%	-38%	99,528	145,440	Arbitrum	3,580	0%	1%	99%	0%
Pudgy Penguins	11	3%	-41%	80,167	100,408	Uniswap	3,012	0%	0%	100%	0%
Autoglyphs	170	1%	-32%	145	87,040	Optimism	2,091	0%	0%	100%	0%
NodeMonkes	0.289B	14%	2%	2,372.6B	2,890B	ENS	1,124	0%	0%	89%	11%
Chromie Squiggle	5	3%	-29%	2,331	53,468	Ethereum	939	0%	100%	0%	0%
Azuki	5	2%	-20%	29,049	50,970	Golem	895	0%	90%	10%	0%
Mutant Ape Yacht	3	4%	-39%	58,941	49,624	Gnosis	549	7%	25%	50%	18%
Bitcoin Puppets	0.2194B	10%	7%	1,582.6B	2,194B	Merit Circle	497	5%	2%	90%	4%
Fidenza by Tyler H	46	4%	-27%	2,049	45,644	YGG	398	3%	1%	96%	0%

## Crypto News

[Bitcoin: Ready to shake up the \\$12 trillion market in Europe! - Cointribune EN](#)

[Nadex self-certifies HBAR Cryptocurrency Event Contracts - FX News Group](#)

[Trading insights reveal Solana's potential and bitcoin's price trajectory - TheStreet](#)

[Crypto Markets Under Pressure as \\$2B Worth of Altcoin Token Unlocks and \\$11B Bitcoin Distribution Loom - CoinDesk](#)

[Bitcoin Miner Rallies On Revenue Spike, Wyoming Expansion - Investor's Business Daily](#)

[Biden backs Gensler as House advances resolution to power-check SEC - Blockworks](#)

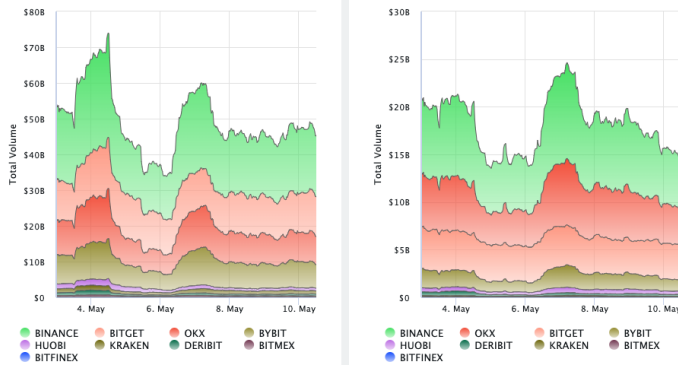
[Espresso partners with Polygon Labs to solve rollup interoperability - Blockworks](#)

[Vitalik rallies support for temporary smart wallets on Ethereum - Blockworks](#)

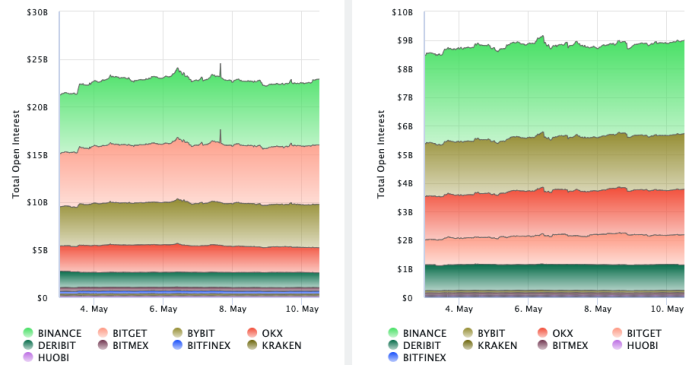
[Kraken Asks Court to Dismiss SEC Claims to Avoid 'Significant Reordering' of U.S. Financial Structure - CoinDesk](#)

## Crypto Futures

### Futures Volume (BTC LHS ; ETH RHS), 1d



### Futures Open Interest (BTC LHS ; ETH RHS)



### OI Weighted Funding Rate (BTC LHS ; ETH RHS), 1d

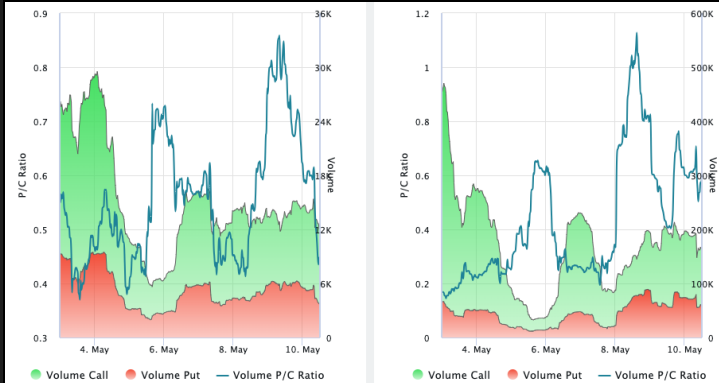


### Liquidations (BTC LHS ; ETH RHS), 1d

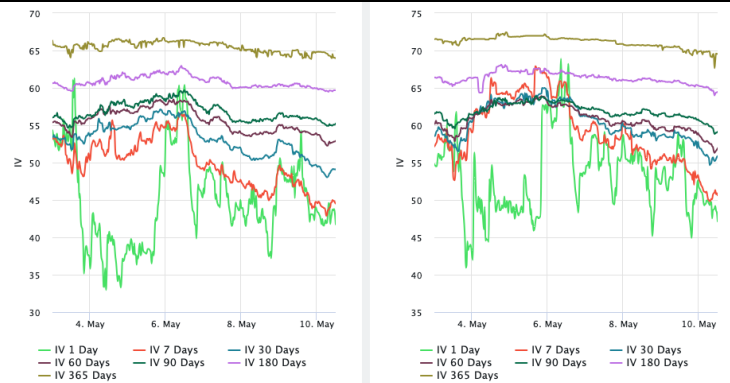


## Crypto Options

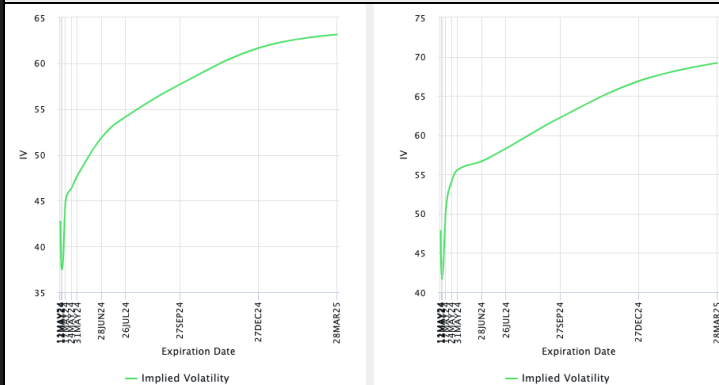
### Options Volume & Put/Call Ratio (BTC LHS ; ETH RHS), 1d



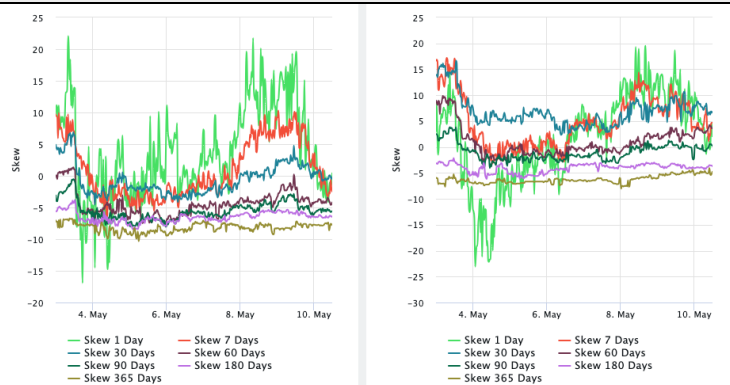
### ATM Implied Volatility (BTC LHS ; ETH RHS)



### ATM Implied Vol Term Structure (BTC LHS ; ETH RHS)



### 25 Delta Skew (BTC LHS ; ETH RHS)





May 10, 2024

### About GSR

GSR has over a decade of extensive experience in the crypto market, serving as a trusted liquidity provider and active, multi-stage investor. Our suite of services includes OTC Trading, Derivatives, and Market Making. GSR is actively involved in every major sector of the digital asset ecosystem, working with token issuers, institutional investors, miners, and leading trading venues.

For more information or if we can help with anything, please see [gsr.io](https://gsr.io) or contact us at [gsr@gsr.io](mailto:gsr@gsr.io).

Follow GSR for more content: [Twitter](#) [Telegram](#) [LinkedIn](#)

### Authors

Brian Rudick, Senior Strategist [Twitter](#) [Telegram](#)

### Required Disclosures

This material is provided by GSR (the "Firm") solely for informational purposes, is intended only for sophisticated, institutional investors and does not constitute an offer or commitment, a solicitation of an offer or commitment, or any advice or recommendation, to enter into or conclude any transaction (whether on the terms shown or otherwise), or to provide investment services in any state or country where such an offer or solicitation or provision would be illegal. The Firm is not and does not act as an advisor or fiduciary in providing this material. GSR is not authorised or regulated in the UK by the Financial Conduct Authority. The protections provided by the UK regulatory system will not be available to you. Specifically, information provided herein is intended for institutional persons only and is not suitable for retail persons in the United Kingdom, and no solicitation or recommendation is being made to you in regards to any products or services.

This material is not a research report, and not subject to any of the independence and disclosure standards applicable to research reports prepared pursuant to FINRA or CFTC research rules. This material is not independent of the Firm's proprietary interests, which may conflict with the interests of any counterparty of the Firm. The Firm trades instruments discussed in this material for its own account, may trade contrary to the views expressed in this material, and may have positions in other related instruments.

Information contained herein is based on sources considered to be reliable, but is not guaranteed to be accurate or complete. Any opinions or estimates expressed herein reflect a judgment made by the author(s) as of the date of publication, and are subject to change without notice. Trading and investing in digital assets involves significant risks including price volatility and illiquidity and may not be suitable for all investors. The Firm is not liable whatsoever for any direct or consequential loss arising from the use of this material. Copyright of this material belongs to GSR. Neither this material nor any copy thereof may be taken, reproduced or redistributed, directly or indirectly, without prior written permission of GSR

### Notes & Sources

All options data is based on Deribit and derivatives graphics are from Laevidas. Market returns are based on price returns for the following ETFs: VOO, QQQ, EWU, EWG, EWJ, and EWH. Onchain volumes are not considered and thus certain token volumes may be understated (e.g., stETH).

CoinGecko	Santiment	DefiLlama	CoinMarketCap	Laevidas
L2Beat	Google Finance	TradingView	Deribit	WorldCoinIndex
Cryptorank	Investing.com	NFT Price Floor	CryptoSlate	