





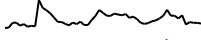





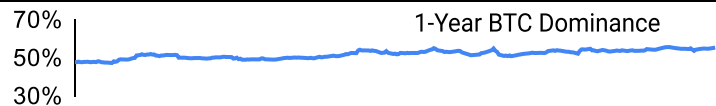
Crypto Leaderboard

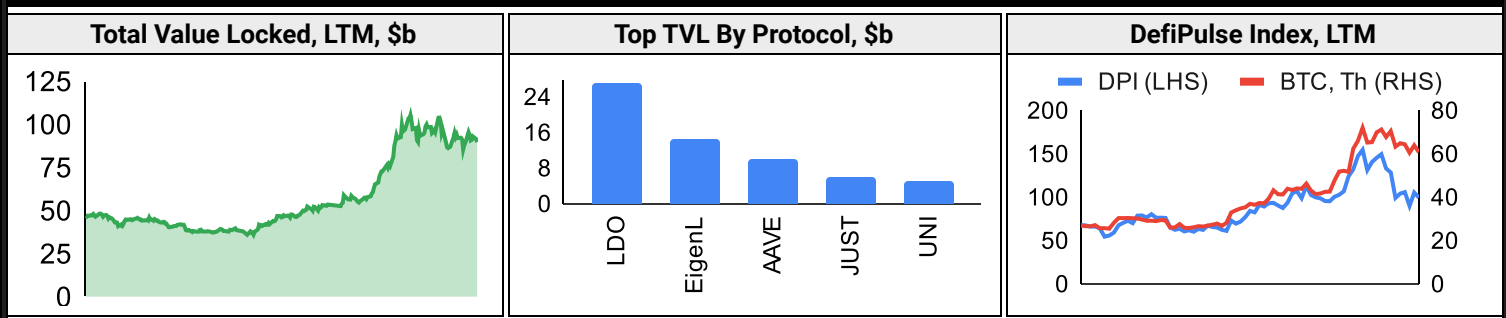
Rank	Name	Ticker	Price	24h	7d	30d	24h Vol \$m	MC \$m	1-Year Chart
1	Bitcoin	BTC	\$61,663	-2%	-1%	-6%	26,908	1,214,657	
2	Ethereum	ETH	\$2,892	-2%	-4%	-8%	11,880	347,747	
3	Tether	USDT	\$1.00	0%	0%	0%	34,280	110,569	
4	BNB	BNB	\$569	-4%	-1%	0%	1,110	87,367	
5	Solana	SOL	\$142	-4%	-4%	-6%	2,593	63,946	
6	USD Coin	USDC	\$1.00	0%	0%	0%	5,256	33,049	
7	XRP Ledger	XRP	\$0.51	0%	-3%	1%	874	28,056	
8	Lido stETH	STETH	\$2,889	-2%	-4%	-8%	75	27,093	
9	Toncoin	TON	\$6.64	-8%	17%	-2%	604	22,878	
10	Dogecoin	DOGE	\$0.15	-4%	-2%	-9%	2,017	21,326	

Top & Bottom Performers - Top 100 Tokens

24h		7 Days		30 Days		90 Days		365 Days	
PEPE	6%	PEPE	31%	PEPE	91%	PEPE	730%	BONK	4643%
CORE	3%	TON	17%	BONK	42%	AR	300%	AKT	1974%
FLOKI	2%	AKT	14%	AR	38%	TON	200%	TAO	894%
FDUSD	0%	RUNE	5%	AKT	37%	FET	197%	FET	721%
WIF	-11%	LDO	-16%	SUI	-24%	LDO	-50%	LDO	-22%
ENA	-12%	SUI	-16%	STX	-29%	SUI	-52%	ATOM	-23%
JUP	-12%	RBN	-17%	NEO	-30%	ARB	-55%	MATIC	-24%
WLD	-18%	TAO	-19%	TAO	-42%	TIA	-57%	SUI	-24%

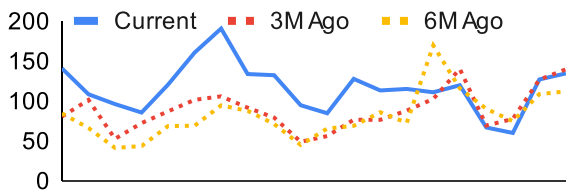
Category Performance

Category	7d	30d	90d	180d	365d	Ecosystem	7d	30d	90d	180d	365d
Lending	-2%	48%	45%	59%	123%	Tron	-1%	-1%	21%	45%	85%
CEXs	-4%	2%	17%	27%	39%	Polygon	-4%	-4%	8%	35%	45%
Meme	0%	0%	144%	156%	133%	Avalanche	-2%	-4%	-3%	31%	60%
IoT/Data/Comp.	-5%	-5%	14%	88%	106%	Polkadot	-7%	-8%	17%	53%	57%
Smart Contract	-4%	-8%	8%	54%	83%	Cosmos	-5%	-8%	29%	108%	287%
Currency	-6%	-8%	8%	32%	71%	BSC	-5%	-9%	18%	57%	68%
DEX	-3%	-8%	-8%	13%	83%	Ethereum	-5%	-10%	-21%	-8%	25%
Scaling	-6%	-11%	-12%	63%	38%	Solana	-10%	-13%	5%	57%	255%
Other DeFi	-13%	-15%	-18%	1%	23%						
Gaming/Entertai	-13%	-16%	-8%	4%	-12%						
Privacy	-19%	-20%	-10%	-13%	-23%						

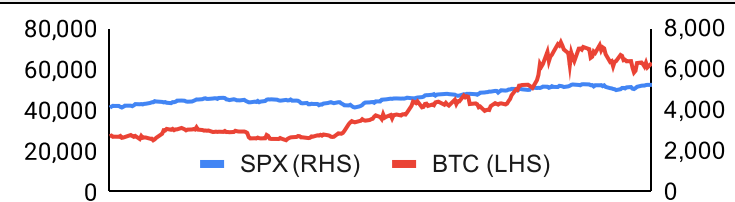
DeFi


Trading Volume

Aggregate Volumes by Product, \$b					Top Derivatives Exchanges, \$m and bps					Top Spot Exchanges, \$m		
Product	1d	7d	30d	O/I	Exchange	1d Vol	O/I	Mkr	Tkr	Exchange	Score	1d Vol
Spot	36	203	1,190	n/a	Binance	56,542	16,304	2.0	4.0	Binance	9.9	17,982
Perpetuals	2,690	4,480	24,720	393	Bybit	17,900	10,507	2.0	5.5	Coinbase	8.2	2,270
Futures	0	2	14	1	OKX	23,029	5,705	2.0	5.0	Bybit	7.8	3,970
Options	1	9	54	n/a	Bitget	14,799	8,503	2.0	6.0	OKX	7.6	2,676

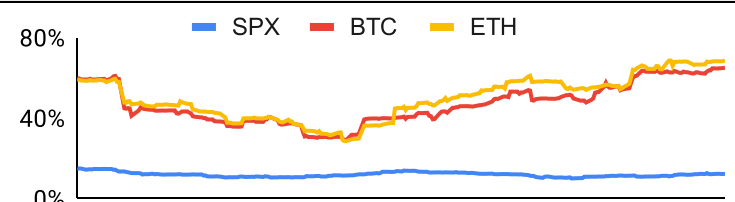
Daily Spot Volume, Top 100 Tokens Last 20d, \$b				Top Volume, 1d, \$m		Top Volume, %20d Avg		Low Volume, %20d Avg	
				USDT	58,526	XEC	312%	HBAR	47%
				BTC	29,157	PEPE	312%	CRO	54%
				ETH	12,868	RNDR	219%	NEO	55%
				FDUSD	6,552	SHIB	203%	RETH	57%
				USDC	5,898	RBN	183%	THETA	59%

Traditional Finance

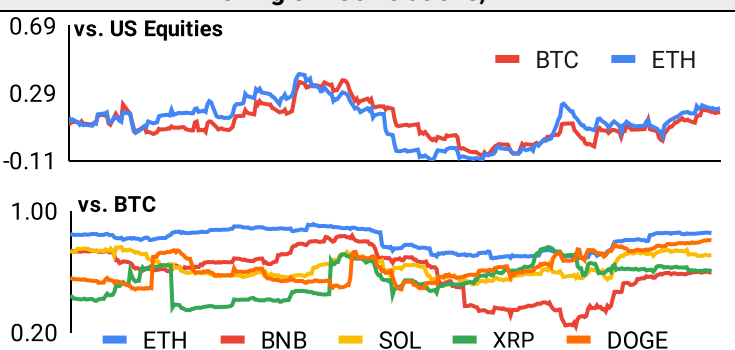
Global Equity Markets							SPX vs. BTC, LTM	
	US	USGrwth	UK	Germany	Japan	HK		
1D	0%	0%	0%	0%	0%	2%		
7D	1%	1%	2%	3%	-3%	4%		
90D	6%	4%	14%	12%	1%	11%		
365D	29%	37%	14%	15%	15%	-7%		

10-Year Treasury Yields							Commodities & FX					
	US	Brazil	UK	Germany	Japan	HK	Last	WTI	Gas	Gold	USD/EUR	USD/JPY
Last	4.48%	11.72%	4.21%	2.55%	0.95%	3.82%	Last	77.8	2.35	2,353	0.92	156.5
1d Chg	-0.01	-0.04	0.04	0.01	-0.01	-0.06	1d % Chg	-1.7%	-1.3%	0.4%	-0.2%	0.2%

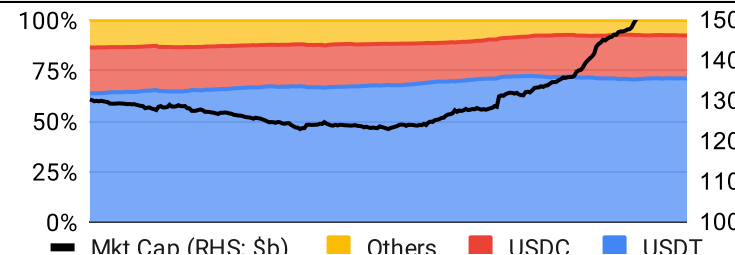
Volatility

Annualized Volatility							Rolling 3M Annualized Volatility, LTM		
	BTC	ETH	BNB	SOL	XRP	DOGE			
30D	49%	44%	41%	82%	43%	82%			
90D	63%	65%	74%	93%	75%	133%			
180D	55%	59%	64%	94%	62%	105%			
365D	47%	50%	53%	91%	93%	82%			

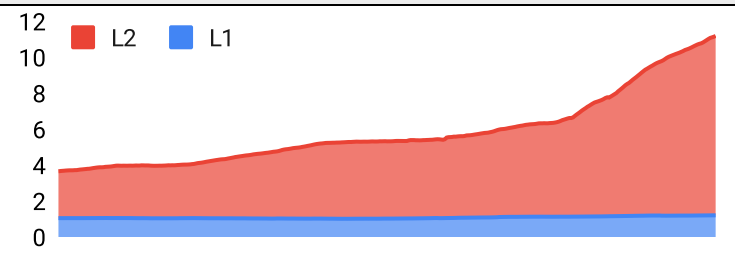
Correlations

Intra-Crypto Correlations, LTM							Rolling 3M Correlations, LTM					
	BTC	ETH	BNB	SOL	XRP	DOGE						
BTC												
ETH	0.81											
BNB	0.56	0.55										
SOL	0.62	0.58	0.44									
XRP	0.43	0.49	0.31	0.43								
DOGE	0.70	0.63	0.44	0.49	0.41							

Stablecoins

Stablecoin Market Size and Volume, \$m					Stablecoin Dominance (LHS) & Market Cap \$b (RHS), LTM	
Ticker	Price	1d Vol	20d Avg Vol	Market Cap		
USDT	1.00	58,526	48,211	110,782		
USDC	1.00	5,898	5,820	33,098		
DAI	1.00	804	654	5,347		
USDe	1.00	37	65	2,312		
USDD	1.00	6	6	733		
FRAX	1.00	11	24	647		

Ethereum Mainnet & Layer 2s

Mainnet & Layer 2 Transactions (m/day) and L2 TVL (\$m)					Transactions (m/day), Rolling 90-Day Average, LTM	
Network	1d	30d Avg	TVL	Tech Type		
Base	2.0	2.5	5,410	ORU		
Arbitrum One	2.2	1.7	15,410	ORU		
Ethereum	1.2	1.2	-	Mainnet		
zkSync Era	0.8	1.0	800	ZKR		
OP Mainnet	0.5	0.6	6,610	ORU		
Blast	0.6	0.5	2,590	App-specific ORU		
Linea	0.4	0.4	763	ZKR		
Scroll	0.3	0.3	386	ZKR		
Arbitrum Nova	0.4	0.3	42	Optimium		
Mantle	0.3	0.3	1,120	Optimium		

Layer 2 Token Performance & Market Cap (\$m)

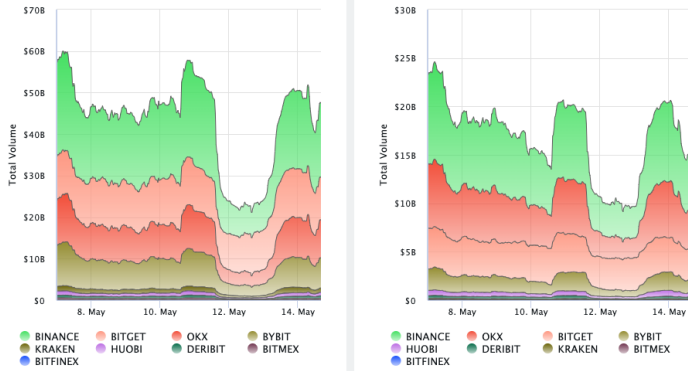
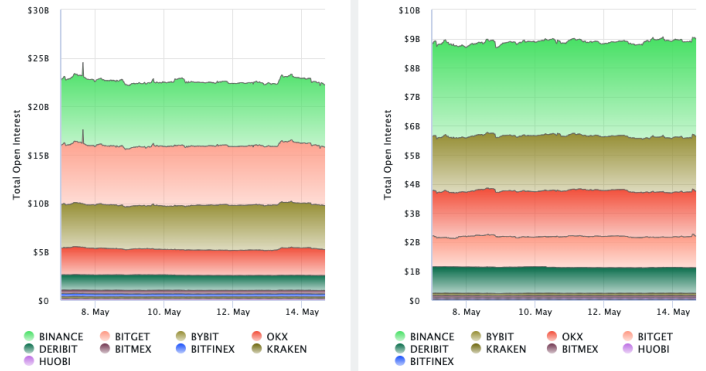
30d Return	
Market Cap	

NFTs and DAOs

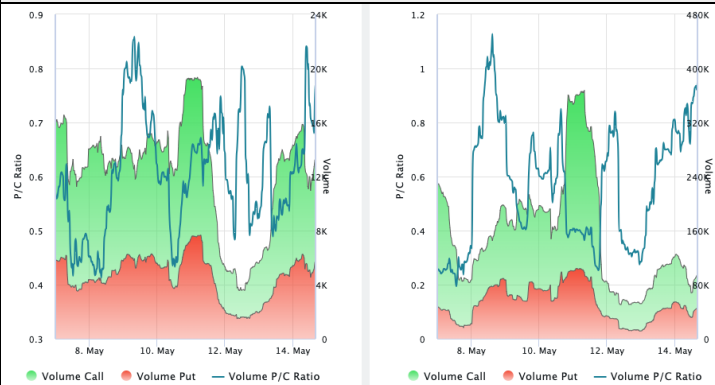
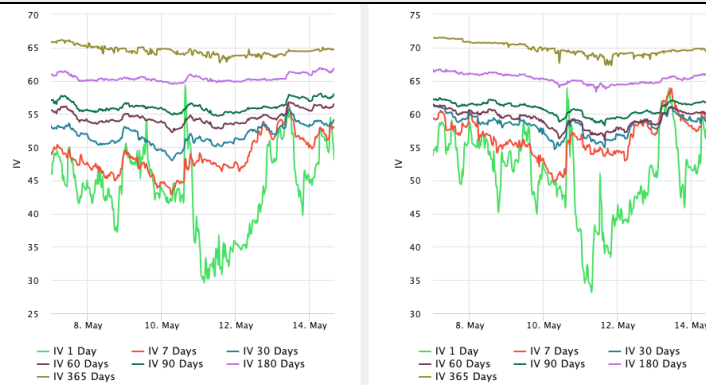
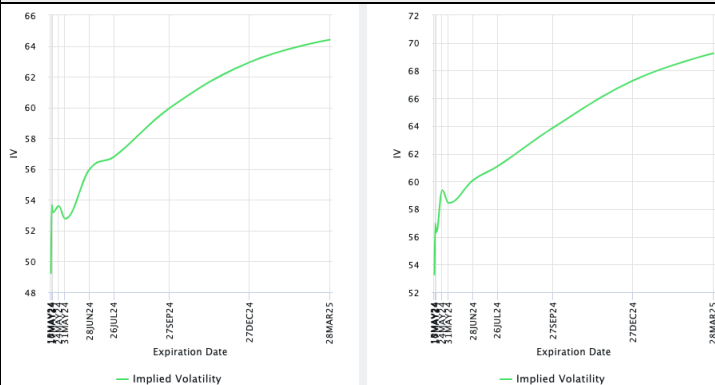
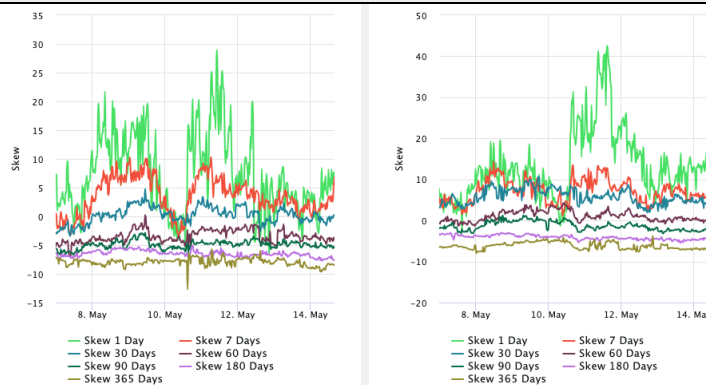
NFT Collection Stats (in ETH)						DAO Treasury Amount (\$m) and Composition					
Collection	Floor	% Listed	3M Ret.	3M Vol	Market Cap	DAO	Treasury	Stables	BTC/ETH	Own Tokens	Other
CryptoPunks	39	12%	-31%	34,829	394,425	Mantle	3,660	2%	19%	78%	1%
Bored Ape Yacht C	14	3%	-40%	99,056	137,690	Arbitrum	3,288	0%	1%	99%	0%
Pudgy Penguins	12	3%	-39%	76,743	104,594	Uniswap	2,779	0%	0%	100%	0%
Autoglyphs	170	1%	-32%	145	87,040	Optimism	1,926	0%	0%	100%	0%
NodeMonkes	0.295B	14%	2%	2,392.7B	2,950B	ENS	1,062	0%	0%	88%	12%
Azuki	5	2%	-18%	28,148	52,690	Ethereum	899	0%	100%	0%	0%
Chromie Squiggle	5	3%	-31%	2,300	52,469	Golem	842	0%	92%	8%	0%
Mutant Ape Yacht	3	4%	-38%	56,713	49,605	Gnosis	524	7%	26%	49%	18%
Fidenza by Tyler H	46	4%	-27%	1,797	45,644	Merit Circle	439	6%	2%	88%	4%
Milady Maker	4	5%	2%	28,468	43,700	YGG	357	3%	1%	95%	0%

Crypto News

- [First Mover Americas: Bitcoin Dips Below \\$62K Ahead of U.S. Inflation Figures - CoinDesk](#)
- [Tether CEO and Ripple CEO Clash Over USDT — Brad Garlinghouse Says 'I Wasn't Attacking Tether' — Featured Bitcoin News - Bitcoin.com News](#)
- [State of Wisconsin Buys Nearly \\$100M Worth of BlackRock Spot Bitcoin ETF - CoinDesk](#)
- [DeFi platforms Lido and Aave surpass Bitcoin and Ethereum in fee generation - CryptoSlate](#)
- [U.S. orders Chinese-backed crypto miner to sell land near nuclear missile base - CNBC](#)
- [Bitcoin Runes Protocol Sees Traction Waning After Much-Hyped Introduction - CoinDesk](#)
- [Alexey Pertsev found guilty of money laundering, faces 64 months in prison - Blockworks](#)
- [Stand With Crypto PAC launches as industry interest in campaign funding ramps up - Blockworks](#)
- [GameStop Rally Sends Meme Coins Skywards; PEPE, FLOKI, MOG Surge - CoinDesk](#)

Crypto Futures
Futures Volume (BTC LHS ; ETH RHS), 1d

Futures Open Interest (BTC LHS ; ETH RHS)

OI Weighted Funding Rate (BTC LHS ; ETH RHS), 1d

Liquidations (BTC LHS ; ETH RHS), 1d

Crypto Options
Options Volume & Put/Call Ratio (BTC LHS ; ETH RHS), 1d

ATM Implied Volatility (BTC LHS ; ETH RHS)

ATM Implied Vol Term Structure (BTC LHS ; ETH RHS)

25 Delta Skew (BTC LHS ; ETH RHS)




May 14, 2024

About GSR

GSR has over a decade of extensive experience in the crypto market, serving as a trusted liquidity provider and active, multi-stage investor. Our suite of services includes OTC Trading, Derivatives, and Market Making. GSR is actively involved in every major sector of the digital asset ecosystem, working with token issuers, institutional investors, miners, and leading trading venues.

For more information or if we can help with anything, please see gsr.io or contact us at gsr@gsr.io.

Follow GSR for more content: [Twitter](#) [Telegram](#) [LinkedIn](#)

Authors

Brian Rudick, Senior Strategist [Twitter](#) [Telegram](#)

Required Disclosures

This material is provided by GSR (the "Firm") solely for informational purposes, is intended only for sophisticated, institutional investors and does not constitute an offer or commitment, a solicitation of an offer or commitment, or any advice or recommendation, to enter into or conclude any transaction (whether on the terms shown or otherwise), or to provide investment services in any state or country where such an offer or solicitation or provision would be illegal. The Firm is not and does not act as an advisor or fiduciary in providing this material. GSR is not authorized or regulated in the UK by the Financial Conduct Authority. The protections provided by the UK regulatory system will not be available to you. Specifically, information provided herein is intended for institutional persons only and is not suitable for retail persons in the United Kingdom, and no solicitation or recommendation is being made to you in regards to any products or services.

This material is not a research report, and not subject to any of the independence and disclosure standards applicable to research reports prepared pursuant to FINRA or CFTC research rules. This material is not independent of the Firm's proprietary interests, which may conflict with the interests of any counterparty of the Firm. The Firm trades instruments discussed in this material for its own account, may trade contrary to the views expressed in this material, and may have positions in other related instruments.

Information contained herein is based on sources considered to be reliable, but is not guaranteed to be accurate or complete. Any opinions or estimates expressed herein reflect a judgment made by the author(s) as of the date of publication, and are subject to change without notice. Trading and investing in digital assets involves significant risks including price volatility and illiquidity and may not be suitable for all investors. The Firm is not liable whatsoever for any direct or consequential loss arising from the use of this material. Copyright of this material belongs to GSR. Neither this material nor any copy thereof may be taken, reproduced or redistributed, directly or indirectly, without prior written permission of GSR

Notes & Sources

All options data is based on Deribit and derivatives graphics are from Laevidas. Market returns are based on price returns for the following ETFs: VOO, QQQ, EWU, EWG, EWJ, and EWH. Onchain volumes are not considered and thus certain token volumes may be understated (e.g., stETH).

CoinGecko	Santiment	DefiLlama	CoinMarketCap	Laevidas
L2Beat	Google Finance	TradingView	Deribit	WorldCoinIndex
Cryptorank	Investing.com	NFT Price Floor	CryptoSlate	