





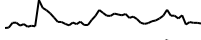





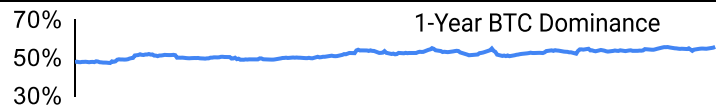
**Crypto Leaderboard**

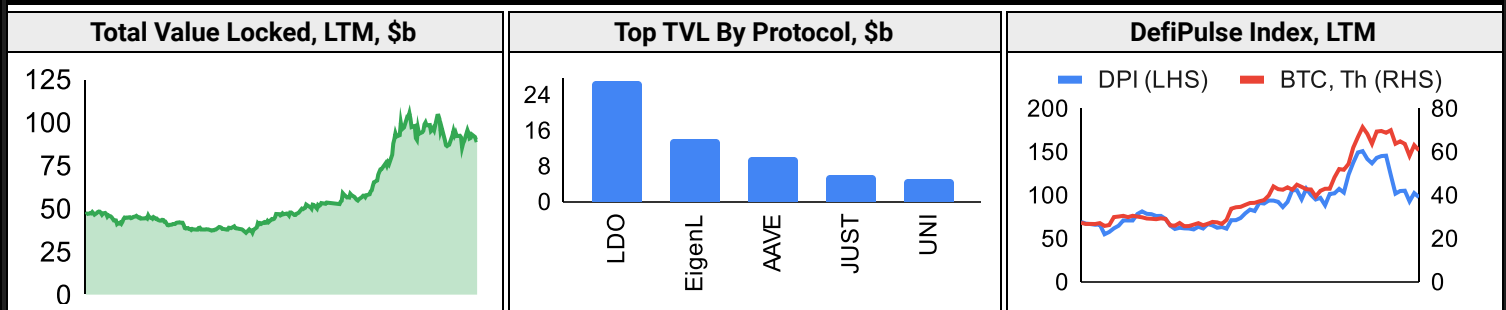
Rank	Name	Ticker	Price	24h	7d	30d	24h Vol \$m	MC \$m	1-Year Chart
1	Bitcoin	BTC	\$64,165	4%	5%	1%	25,366	1,263,966	
2	Ethereum	ETH	\$2,951	2%	-1%	-5%	12,228	354,821	
3	Tether	USDT	\$1.00	0%	0%	0%	44,972	110,439	
4	BNB	BNB	\$576	1%	-2%	4%	1,323	88,677	
5	Solana	SOL	\$151	5%	6%	9%	2,802	68,032	
6	USD Coin	USDC	\$1.00	0%	0%	0%	5,995	32,844	
7	XRP Ledger	XRP	\$0.51	1%	-2%	2%	894	28,087	
8	Lido stETH	STETH	\$2,949	2%	-1%	-5%	78	27,607	
9	Toncoin	TON	\$6.98	5%	21%	6%	481	24,172	
10	Dogecoin	DOGE	\$0.15	1%	6%	-6%	1,385	21,914	

**Top & Bottom Performers - Top 100 Tokens**

24h		7 Days		30 Days		90 Days		365 Days	
JUP	14%	PEPE	37%	PEPE	115%	PEPE	781%	BONK	5494%
AR	13%	AKT	25%	AR	68%	AIOZ	430%	AIOZ	4371%
TAO	11%	TON	21%	BONK	67%	AR	258%	AKT	1892%
FLOKI	9%	AR	16%	AKT	49%	FET	230%	FET	783%
ENA	-1%	DYDX	-7%	LDO	-20%	LDO	-49%	SUI	-19%
ZBC	-1%	ATOM	-9%	SUI	-20%	SUI	-50%	MATIC	-21%
WLD	-3%	TIA	-10%	NEO	-26%	ARB	-53%	ATOM	-24%
BEAM	-3%	LDO	-11%	TAO	-29%	TIA	-54%	LDO	-25%

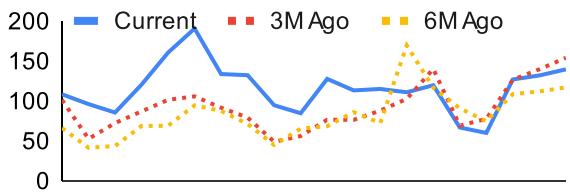
**Category Performance**

Category	7d	30d	90d	180d	365d	Ecosystem	7d	30d	90d	180d	365d
Lending	-5%	46%	42%	61%	122%	Polygon	-2%	2%	10%	40%	50%
Meme	8%	9%	161%	171%	157%	Avalanche	-1%	1%	-2%	35%	65%
CEXs	-3%	7%	17%	27%	41%	Tron	-2%	1%	19%	46%	85%
IoT/Data/Comp.	1%	3%	10%	95%	116%	Solana	1%	-2%	11%	65%	261%
Smart Contract	0%	0%	9%	58%	91%	Polkadot	-4%	-2%	17%	58%	61%
Privacy	-3%	0%	7%	12%	-2%	Cosmos	-1%	-2%	34%	113%	292%
Currency	-1%	-1%	11%	38%	75%	BSC	-2%	-2%	19%	63%	75%
Other DeFi	-1%	-1%	-4%	21%	46%	Ethereum	-3%	-5%	-21%	-4%	27%
DEX	-1%	-2%	-8%	20%	90%						
Gaming/Entertai	-3%	-3%	-2%	25%	55%						
Scaling	-3%	-7%	-12%	67%	42%						

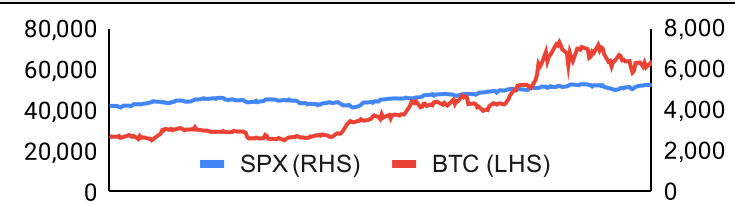
**DeFi**


### Trading Volume

Aggregate Volumes by Product, \$b					Top Derivatives Exchanges, \$m and bps					Top Spot Exchanges, \$m		
Product	1d	7d	30d	O/I	Exchange	1d Vol	O/I	Mkr	Tkr	Exchange	Score	1d Vol
Spot	36	210	1,180	n/a	Binance	58,104	16,849	2.0	4.0	Binance	9.9	18,093
Perpetuals	2,010	5,840	26,290	397	Bybit	17,917	10,999	2.0	5.5	Coinbase	8.2	2,027
Futures	0	2	14	1	OKX	24,253	5,933	2.0	5.0	Bybit	7.8	3,793
Options	2	10	56	n/a	Kraken	1,432	337	2.0	5.0	OKX	7.6	2,620

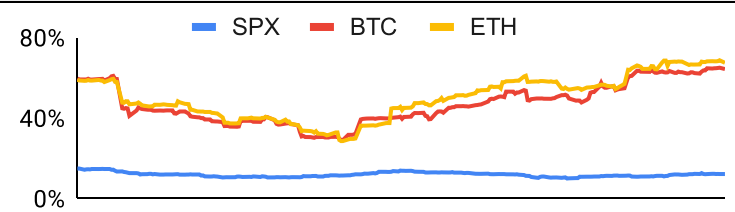
Daily Spot Volume, Top 100 Tokens Last 20d, \$b				Top Volume, 1d, \$m		Top Volume, %20d Avg		Low Volume, %20d Avg	
				USDT	60,262	PEPE	273%	AIOZ	52%
				BTC	30,905	RNDR	172%	HBAR	53%
				ETH	13,430	BNB	163%	NEO	57%
				FDUSD	6,751	SHIB	154%	THETA	62%
				USDC	6,353	STX	146%	CRO	63%

### Traditional Finance

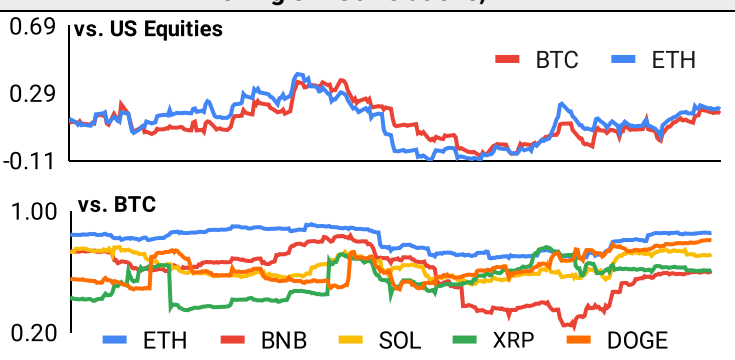
Global Equity Markets							SPX vs. BTC, LTM	
	US	USGrwth	UK	Germany	Japan	HK		
1D	0%	1%	1%	1%	1%	-1%		
7D	1%	1%	2%	2%	-1%	3%		
90D	5%	3%	14%	11%	2%	9%		
365D	29%	37%	13%	15%	15%	-11%		

10-Year Treasury Yields							Commodities & FX					
	US	Brazil	UK	Germany	Japan	HK	Last	WTI	Gas	Gold	USD/EUR	USD/JPY
Last	4.38%	11.62%	4.12%	2.44%	0.94%	3.82%	Last	76.9	2.34	2,369	0.92	155.7
1d Chg	-0.07	-0.04	-0.06	-0.10	-0.01	-0.06	1d % Chg	-1.4%	-0.2%	0.4%	-0.2%	-0.5%

### Volatility

Annualized Volatility							Rolling 3M Annualized Volatility, LTM			
	BTC	ETH	BNB	SOL	XRP	DOGE				
30D	50%	45%	41%	79%	43%	83%				
90D	63%	65%	74%	93%	75%	133%				
180D	55%	59%	64%	94%	62%	104%				
365D	47%	51%	53%	92%	93%	83%				

### Correlations

Intra-Crypto Correlations, LTM							Rolling 3M Correlations, LTM					
	BTC	ETH	BNB	SOL	XRP	DOGE						
BTC												
ETH	0.81											
BNB	0.56	0.56										
SOL	0.63	0.58	0.44									
XRP	0.43	0.49	0.32	0.44								
DOGE	0.70	0.64	0.44	0.49	0.41							

## Stablecoins

Stablecoin Market Size and Volume, \$m					Stablecoin Dominance (LHS) & Market Cap \$b (RHS), LTM	
Ticker	Price	1d Vol	20d Avg Vol	Market Cap		
USDT	1.00	60,262	48,359	110,949		
USDC	1.00	6,353	5,768	32,935		
DAI	1.00	800	668	5,348		
USDe	1.00	69	65	2,317		
USDD	1.00	6	6	733		
FRAX	1.00	11	23	648		

## Ethereum Mainnet & Layer 2s

Mainnet & Layer 2 Transactions (m/day) and L2 TVL (\$m)					Transactions (m/day), Rolling 90-Day Average, LTM	
Network	1d	30d Avg	TVL	Tech Type		
Base	2.1	2.5	5,420	ORU		
Arbitrum One	2.3	1.7	15360	ORU		
Ethereum	1.2	1.2	-	Mainnet		
zkSync Era	0.8	1.0	781	ZKR		
OP Mainnet	0.5	0.6	6,570	ORU		
Blast	0.6	0.5	2580	App-specific ORU		
Linea	0.4	0.4	766	ZKR		
Scroll	0.4	0.3	388	ZKR		
Mantle	0.3	0.3	1,120	Optimium		
Arbitrum Nova	0.2	0.3	42	Optimium		

Layer 2 Token Performance & Market Cap (\$b)					
	MATIC	IMX	MNT	STX	ARB
24h Return	+1.99%	+2.21%	+0.62%	+7.26%	+1.21%
Market Cap	6.6	4.3	3.2	3.1	1.2

## NFTs and DAOs

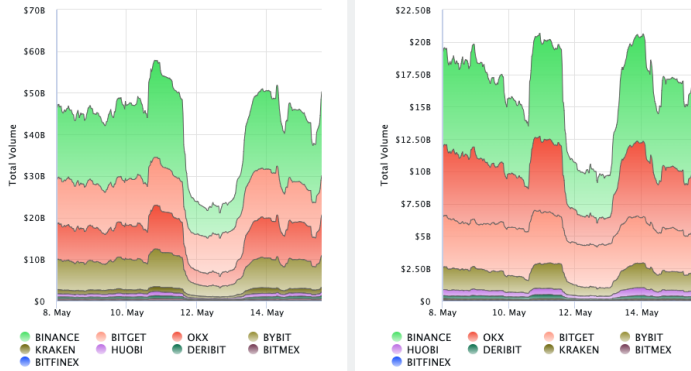
NFT Collection Stats (\$; Volume, MC in \$m)						DAO Treasury Amount (\$m) and Composition					
Collection	Floor	% Listed	3M Ret.	3M Vol	Market Cap	DAO	Treasury	Stables	BTC/ETH	Own Tokens	Other
CryptoPunks	117,257	12%	-31%	116	1,173	Mantle	3,649	2%	19%	78%	1%
Bored Ape Yacht C	40,075	3%	-40%	330	401	Arbitrum	3,226	0%	1%	99%	0%
Pudgy Penguins	33,841	4%	-43%	250	301	Uniswap	2,767	0%	0%	100%	0%
Autoglyphs	504,649	1%	-26%	1	258	Optimism	1,817	0%	0%	100%	0%
NodeMonkes	17,779	15%	2%	151	178	ENS	1,057	0%	0%	88%	12%
Azuki	15,497	2%	-19%	91	155	Ethereum	904	0%	100%	0%	0%
Chromie Squiggle	15,288	3%	-29%	8	153	Golem	847	0%	92%	8%	0%
Mutant Ape Yacht	7,554	4%	-38%	182	147	Gnosis	519	7%	27%	49%	18%
Fidenza by Tyler H	132,750	4%	-29%	6	133	Merit Circle	434	6%	2%	88%	4%
Ordinal Maxi Biz (C	22,520	7%	0%	55	118	Maker	349	14%	0%	86%	0%

## Crypto News

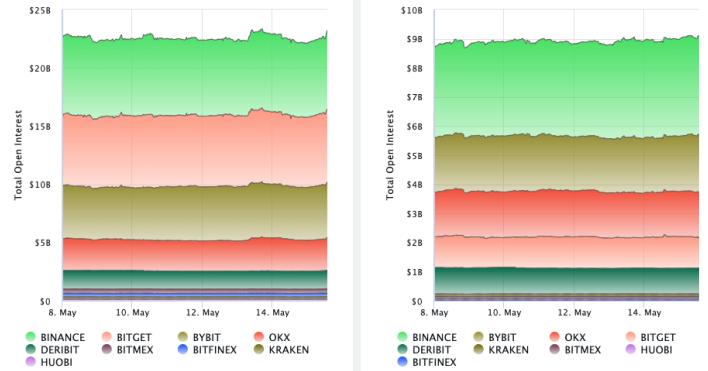
- [State of Wisconsin reports \\$164M investments in spot Bitcoin ETFs - Cointelegraph](#)
- [Bitcoin-Proxy MicroStrategy Added to Key MSCI World Stock Index - Yahoo Finance](#)
- [Empire Newsletter: Crypto mixers have their day in court - Blockworks](#)
- [Why the SEC could choose to deny ether ETFs, and what could happen next - Blockworks](#)
- [Robinhood enables Solana staking for customers in Europe - Blockworks](#)
- [Lens Network to migrate to zkSync - Blockworks](#)
- [Alexey Pertsev found guilty of money laundering, faces 64 months in prison - Blockworks](#)
- [U.S. CPI Softer Than Expected at 0.3% in April: Bitcoin Rises to \\$63.7K - CoinDesk](#)
- [Stablecoin Issuer Circle Files to Shift Legal Home to U.S. From Ireland Ahead of Planned IPO: Bloomberg - CoinDesk](#)

### Crypto Futures

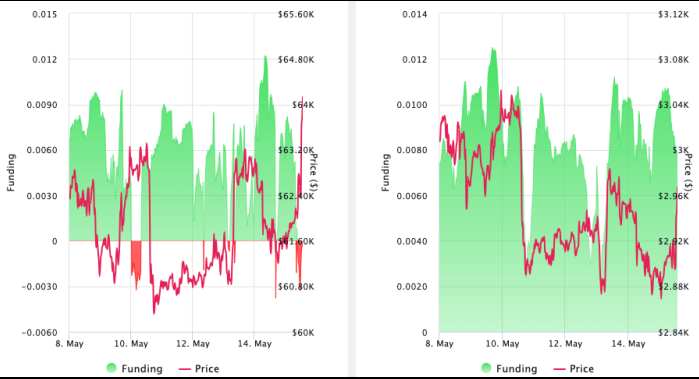
#### Futures Volume (BTC LHS ; ETH RHS), 1d



#### Futures Open Interest (BTC LHS ; ETH RHS)



#### OI Weighted Funding Rate (BTC LHS ; ETH RHS), 1d

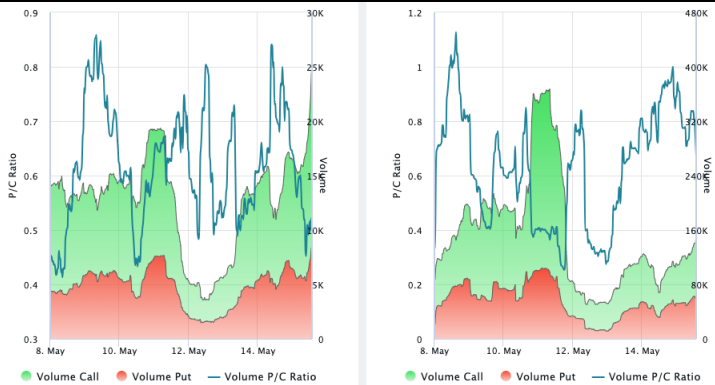


#### Liquidations (BTC LHS ; ETH RHS), 1d

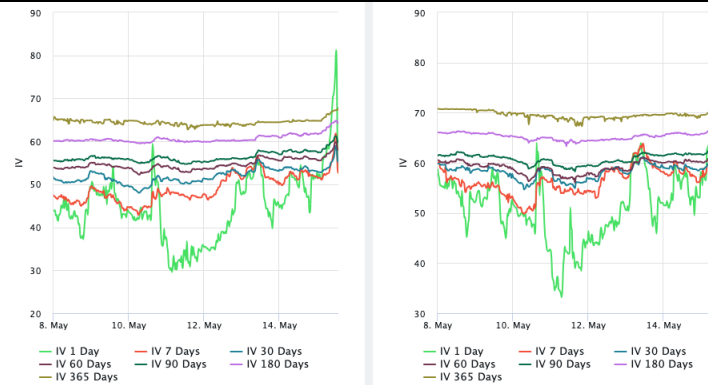


### Crypto Options

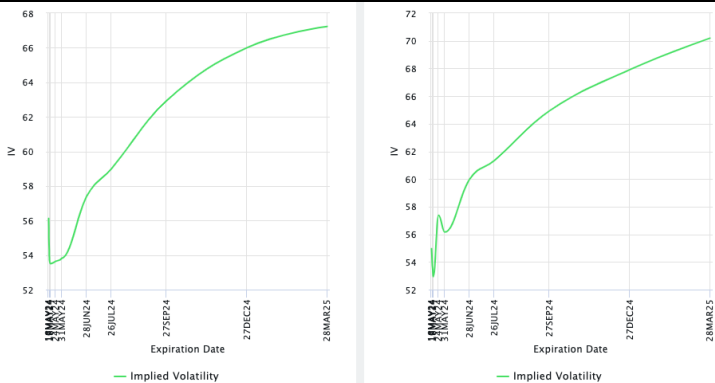
#### Options Volume & Put/Call Ratio (BTC LHS ; ETH RHS), 1d



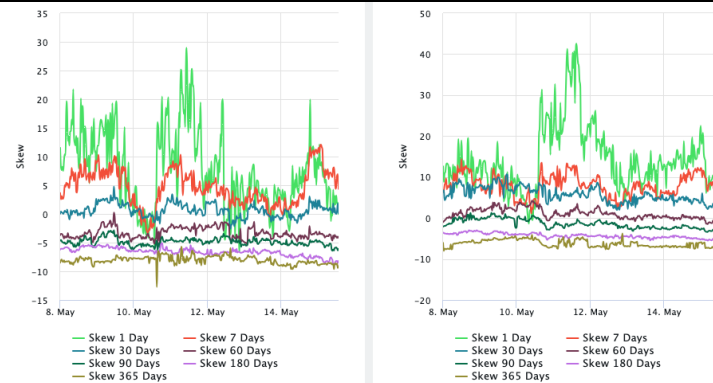
#### ATM Implied Volatility (BTC LHS ; ETH RHS)



#### ATM Implied Vol Term Structure (BTC LHS ; ETH RHS)



#### 25 Delta Skew (BTC LHS ; ETH RHS)





May 15, 2024

### About GSR

GSR has over a decade of extensive experience in the crypto market, serving as a trusted liquidity provider and active, multi-stage investor. Our suite of services includes OTC Trading, Derivatives, and Market Making. GSR is actively involved in every major sector of the digital asset ecosystem, working with token issuers, institutional investors, miners, and leading trading venues.

For more information or if we can help with anything, please see [gsr.io](https://gsr.io) or contact us at [gsr@gsr.io](mailto:gsr@gsr.io).

Follow GSR for more content: [Twitter](#) [Telegram](#) [LinkedIn](#)

### Authors

Brian Rudick, Senior Strategist [Twitter](#) [Telegram](#)

### Required Disclosures

This material is provided by GSR (the "Firm") solely for informational purposes, is intended only for sophisticated, institutional investors and does not constitute an offer or commitment, a solicitation of an offer or commitment, or any advice or recommendation, to enter into or conclude any transaction (whether on the terms shown or otherwise), or to provide investment services in any state or country where such an offer or solicitation or provision would be illegal. The Firm is not and does not act as an advisor or fiduciary in providing this material. GSR is not authorised or regulated in the UK by the Financial Conduct Authority. The protections provided by the UK regulatory system will not be available to you. Specifically, information provided herein is intended for institutional persons only and is not suitable for retail persons in the United Kingdom, and no solicitation or recommendation is being made to you in regards to any products or services.

This material is not a research report, and not subject to any of the independence and disclosure standards applicable to research reports prepared pursuant to FINRA or CFTC research rules. This material is not independent of the Firm's proprietary interests, which may conflict with the interests of any counterparty of the Firm. The Firm trades instruments discussed in this material for its own account, may trade contrary to the views expressed in this material, and may have positions in other related instruments.

Information contained herein is based on sources considered to be reliable, but is not guaranteed to be accurate or complete. Any opinions or estimates expressed herein reflect a judgment made by the author(s) as of the date of publication, and are subject to change without notice. Trading and investing in digital assets involves significant risks including price volatility and illiquidity and may not be suitable for all investors. The Firm is not liable whatsoever for any direct or consequential loss arising from the use of this material. Copyright of this material belongs to GSR. Neither this material nor any copy thereof may be taken, reproduced or redistributed, directly or indirectly, without prior written permission of GSR

### Notes & Sources

All options data is based on Deribit and derivatives graphics are from Laevidas. Market returns are based on price returns for the following ETFs: VOO, QQQ, EWU, EWG, EWJ, and EWH. Onchain volumes are not considered and thus certain token volumes may be understated (e.g., stETH).

CoinGecko	Santiment	DefiLlama	CoinMarketCap	Laevidas
L2Beat	Google Finance	TradingView	Deribit	WorldCoinIndex
Cryptorank	Investing.com	NFT Price Floor	CryptoSlate	