





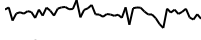
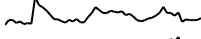




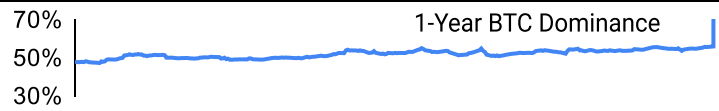
Crypto Leaderboard

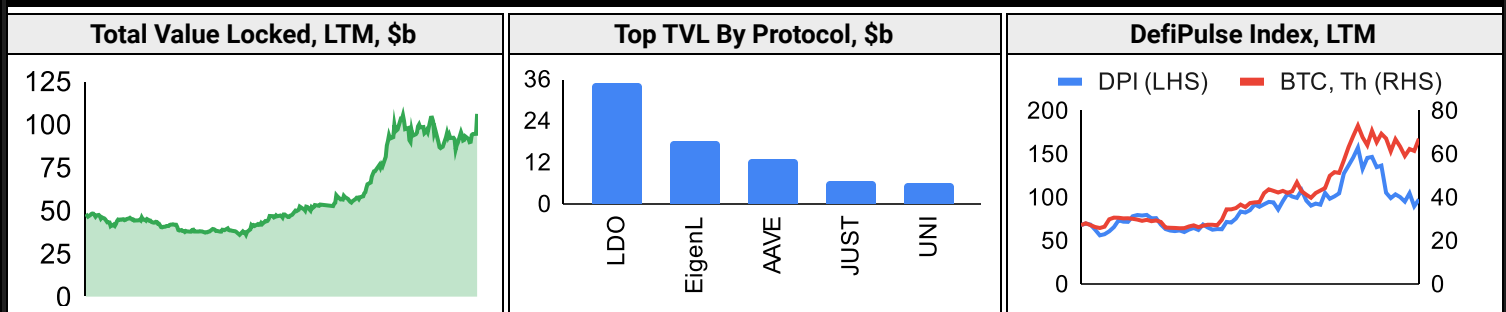
Rank	Name	Ticker	Price	24h	7d	30d	24h Vol \$m	MC \$m	1-Year Chart
1	Bitcoin	BTC	\$71,276	6%	16%	10%	39,039	1,404,066	
2	Ethereum	ETH	\$3,773	22%	31%	20%	42,349	453,513	
3	Tether	USDT	\$1.00	0%	0%	0%	71,659	111,399	
4	BNB	BNB	\$615	8%	9%	6%	3,034	94,596	
5	Solana	SOL	\$180	1%	27%	21%	5,268	80,986	
6	Lido stETH	STETH	\$3,765	22%	31%	20%	315	35,225	
7	USD Coin	USDC	\$1.00	0%	0%	0%	12,239	33,179	
8	XRP Ledger	XRP	\$0.54	6%	9%	4%	1,516	30,036	
9	Dogecoin	DOGE	\$0.17	10%	15%	5%	1,985	24,092	
10	Toncoin	TON	\$6.46	1%	-5%	6%	398	22,490	

Top & Bottom Performers - Top 100 Tokens

24h		7 Days		30 Days		90 Days		365 Days	
LDO	35%	LDO	46%	PEPE	95%	PEPE	910%	BONK	8013%
BONK	31%	BONK	43%	BONK	57%	AR	222%	AKT	1457%
ARB	25%	FTM	39%	AKT	47%	TON	205%	FET	948%
PEPE	23%	UNI	38%	AR	34%	BONK	178%	SOL	823%
CORE	-2%	USDC	0%	NEO	-16%	SUI	-33%	XMR	-7%
GALA	-6%	FDUSD	0%	SUI	-17%	SEI	-35%	SAND	-9%
AR	-7%	TRX	-1%	TIA	-17%	ARB	-35%	MATIC	-14%
BEAM	-17%	TON	-5%	STX	-20%	TIA	-45%	ATOM	-16%

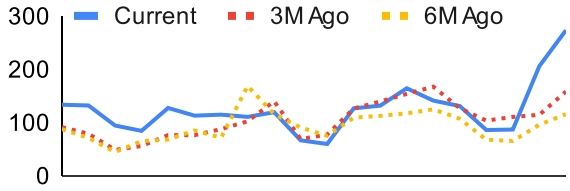
Category Performance

Category	7d	30d	90d	180d	365d	Ecosystem	7d	30d	90d	180d	365d
Lending	15%	38%	54%	63%	141%	Avalanche	20%	8%	10%	49%	91%
DEX	21%	6%	12%	39%	124%	Polygon	20%	8%	21%	64%	77%
Meme	16%	6%	183%	200%	184%	Ethereum	23%	6%	-6%	8%	52%
Smart Contract	19%	6%	27%	86%	123%	Polkadot	19%	2%	27%	74%	85%
CEXs	4%	5%	22%	27%	46%	Cosmos	16%	2%	32%	116%	296%
IoT/Data/Comp.	16%	4%	9%	109%	137%	BSC	19%	2%	37%	89%	99%
Currency	16%	4%	26%	56%	99%	Tron	2%	2%	3%	50%	70%
Other DeFi	16%	3%	13%	44%	69%	Solana	7%	-7%	18%	75%	261%
Scaling	22%	1%	4%	89%	73%						
Privacy	12%	1%	14%	25%	8%						
Gaming/Entertai	16%	-2%	5%	47%	101%						

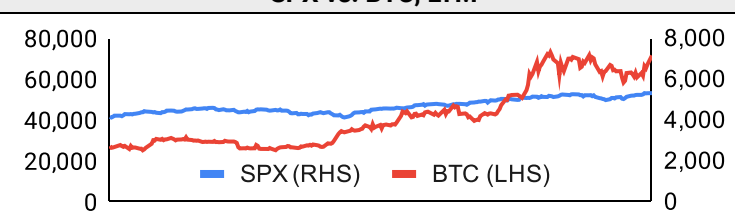
DeFi


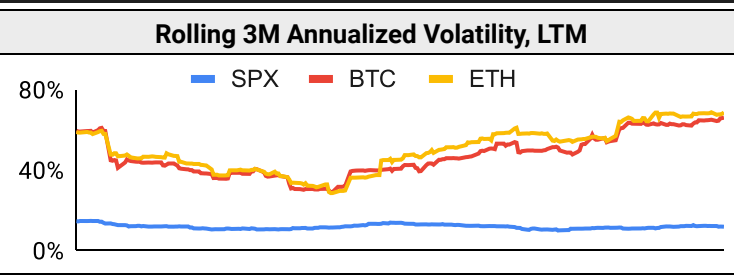
Trading Volume

Aggregate Volumes by Product, \$b					Top Derivatives Exchanges, \$m and bps					Top Spot Exchanges, \$m		
Product	1d	7d	30d	O/I	Exchange	1d Vol	O/I	Mkr	Tkr	Exchange	Score	1d Vol
Spot	72	246	1,120	n/a	Binance	102,207	20,849	2.0	4.0	Binance	9.9	32,211
Perpetuals	2,870	12,860	35,140	572	Bybit	33,259	13,483	2.0	5.5	Coinbase	8.2	5,497
Futures	1	2	12	1	OKX	46,018	7,157	2.0	5.0	Bybit	7.8	6,848
Options	8	20	66	n/a	Deribit	3,513	2,790	0.0	5.0	OKX	7.6	5,567

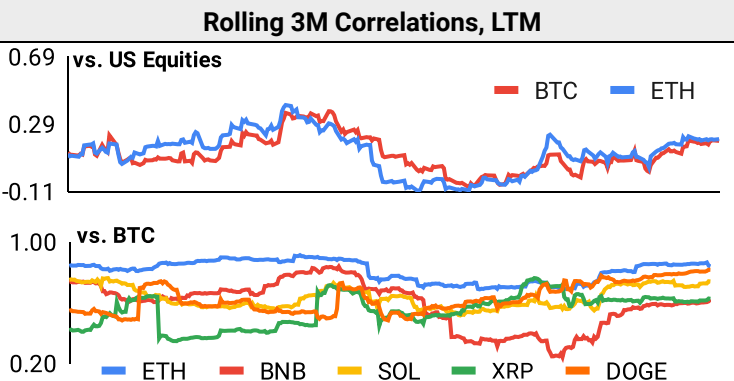
Daily Spot Volume, Top 100 Tokens Last 20d, \$b				Top Volume, 1d, \$m		Top Volume, %20d Avg		Low Volume, %20d Avg	
				USDT	115,337	GALA	486%	LEO	77%
				BTC	55,995	LDO	465%	DYDX	78%
				ETH	43,526	ARB	345%	TON	88%
				USDC	12,384	WBTC	336%	HBAR	98%
				FDUSD	9,658	STETH	333%	AKT	100%

Traditional Finance

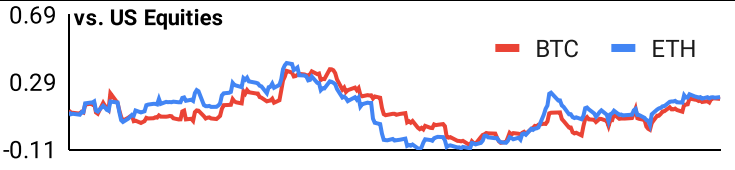
Global Equity Markets							SPX vs. BTC, LTM				
	US	USGrwth	UK	Germany	Japan	HK					
1D	0%	1%	0%	0%	1%	0%					
7D	2%	3%	1%	1%	2%	2%					
90D	7%	7%	11%	9%	2%	11%					
365D	29%	36%	15%	13%	16%	-6%					

10-Year Treasury Yields							Commodities & FX					
	US	Brazil	UK	Germany	Japan	HK						
Last	4.43%	11.72%	4.20%	2.53%	0.97%	3.76%	Last	WTI	Gas	Gold	USD/EUR	USD/JPY
1d Chg	-0.01	-0.04	0.02	-0.01	-0.01	-0.06	1d % Chg	-1.9%	-2.7%	-0.3%	0.0%	0.1%

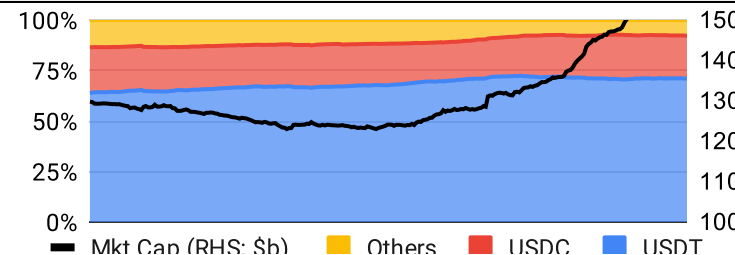
Volatility

Annualized Volatility							Rolling 3M Annualized Volatility, LTM				
	BTC	ETH	BNB	SOL	XRP	DOGE					
30D	59%	83%	42%	88%	46%	91%					
90D	66%	77%	73%	97%	76%	135%					
180D	56%	65%	62%	94%	61%	104%					
365D	48%	55%	53%	93%	93%	84%					

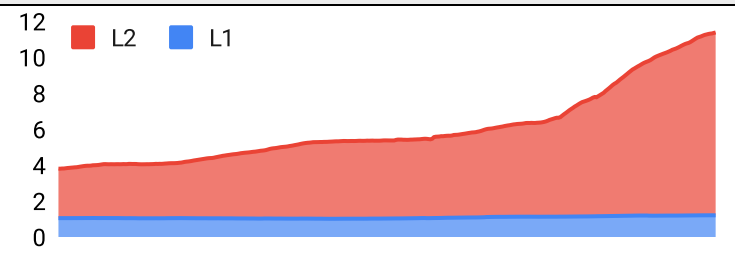
Correlations

Intra-Crypto Correlations, LTM							Rolling 3M Correlations, LTM				
	BTC	ETH	BNB	SOL	XRP	DOGE					
BTC											
ETH	0.81										
BNB	0.56	0.55									
SOL	0.63	0.58	0.44								
XRP	0.44	0.48	0.32	0.44							
DOGE	0.71	0.64	0.45	0.50	0.42						

Stablecoins

Stablecoin Market Size and Volume, \$m					Stablecoin Dominance (LHS) & Market Cap \$b (RHS), LTM	
Ticker	Price	1d Vol	20d Avg Vol	Market Cap		
USDT	1.00	115,337	53,009	111,342		
USDC	1.00	12,384	6,018	33,185		
DAI	1.00	859	658	5,347		
USDe	1.00	248	86	2,519		
USDD	1.00	9	6	730		
FRAX	1.00	26	17	648		

Ethereum Mainnet & Layer 2s

Mainnet & Layer 2 Transactions (m/day) and L2 TVL (\$m)					Transactions (m/day), Rolling 90-Day Average, LTM	
Network	1d	30d Avg	TVL	Tech Type		
Base	2.0	2.3	6,320	ORU		
Arbitrum One	1.9	1.9	18350	ORU		
Ethereum	1.1	1.2	-	Mainnet		
zkSync Era	0.8	0.9	899	ZKR		
Blast	0.6	0.6	3,150	App-specific ORU		
OP Mainnet	0.5	0.6	7700	ORU		
Linea	0.4	0.4	1,070	ZKR		
Scroll	0.3	0.3	559	ZKR		
Mantle	0.3	0.3	1,260	Optimium		
Arbitrum Nova	0.5	0.3	53	Optimium		

Layer 2 Token Performance & Market Cap (\$b)					
	MATIC	IMX	MNT	STX	ARB
24h Return	+9.68%	+11.	+12.	+10.67%	+25.14%
Market Cap	7.4	5.1	3.5	3.3	1.6

NFTs and DAOs

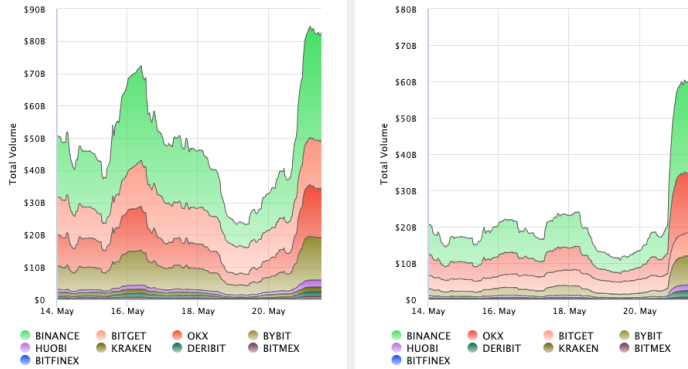
NFT Collection Stats (\$; Volume, MC in \$m)						DAO Treasury Amount (\$m) and Composition					
Collection	Floor	% Listed	3M Ret.	3M Vol	Market Cap	DAO	Treasury	Stables	BTC/ETH	Own Tokens	Other
CryptoPunks	130,642	12%	-38%	117	1,306	Mantle	4,186	2%	21%	75%	1%
Bored Ape Yacht C	49,047	3%	-39%	307	490	Arbitrum	4,084	0%	1%	99%	0%
Pudgy Penguins	44,645	3%	-41%	225	397	Uniswap	3,706	0%	0%	100%	0%
Autoglyphs	621,778	1%	-28%	1	318	Optimism	2,224	0%	0%	100%	0%
Milady Maker	21,499	5%	4%	97	215	ENS	1,521	0%	0%	90%	10%
NodeMonkes	19,223	15%	1%	152	192	Ethereum	1,137	0%	100%	0%	0%
Azuki	18,448	2%	-21%	96	184	Golem	1,051	0%	93%	7%	0%
Chromie Squiggle	18,427	2%	-24%	7	184	Gnosis	642	5%	27%	50%	17%
Mutant Ape Yacht	8,664	4%	-41%	169	169	Merit Circle	588	4%	1%	91%	4%
Fidenza by Tyler H	158,271	4%	-30%	6	158	YGG	435	3%	1%	96%	0%

Crypto News

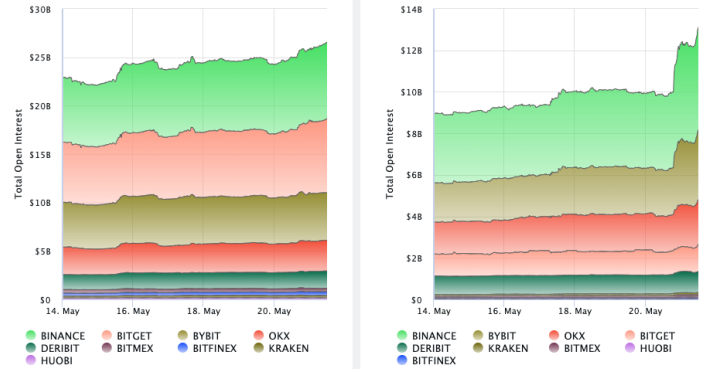
- [Bitcoin Surges Over \\$71K as Ether ETF Hopes Lead to \\$260M in Short Liquidations - CoinDesk](#)
- [Democrat House Leadership Says Crypto Bill Vote Won't Be Whipped - CoinDesk](#)
- [Ethereum Jumps 18% Amid Speculation of SEC Approval for Spot ETFs – Market Updates Bitcoin News - Bitcoin.com News](#)
- [Bitcoin Developers Are Touting 'Programmability' as the Catalyst for the Next Rally - Yahoo Finance](#)
- [Venezuela Bans Bitcoin Mining - OilPrice.com](#)
- [Brazil's central bank to formulate a plan for stablecoin, crypto rules this year - Ledger Insights](#)
- [Genesis to pay \\$2 billion to victims of alleged cryptocurrency fraud - CBS News](#)
- [Fidelity Drops Staking Plans in Updated Ether ETF Filing - CoinDesk](#)
- [Ether ETFs Filing Process Sees Abrupt Progress, Though Approval Not Guaranteed: Sources - CoinDesk](#)

Crypto Futures

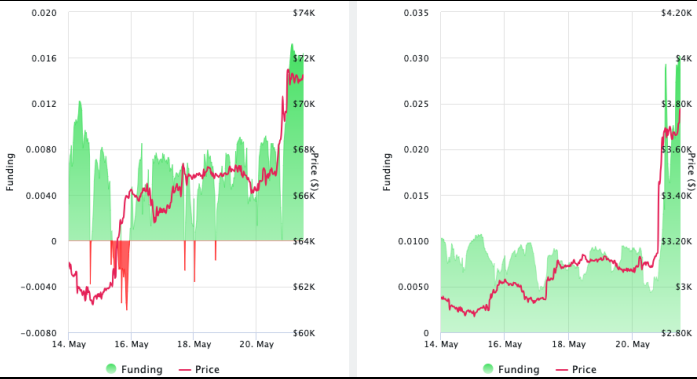
Futures Volume (BTC LHS ; ETH RHS), 1d



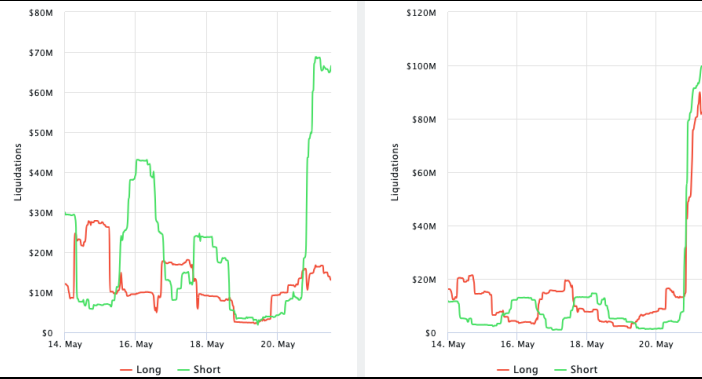
Futures Open Interest (BTC LHS ; ETH RHS)



OI Weighted Funding Rate (BTC LHS ; ETH RHS), 1d

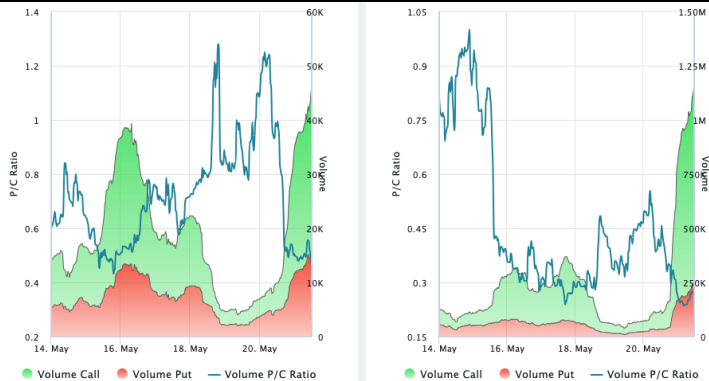


Liquidations (BTC LHS ; ETH RHS), 1d

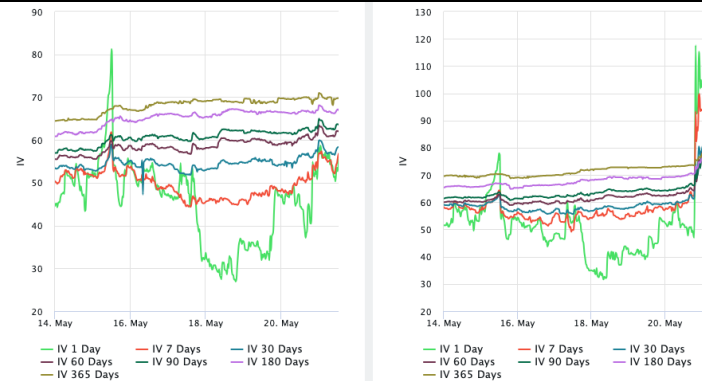


Crypto Options

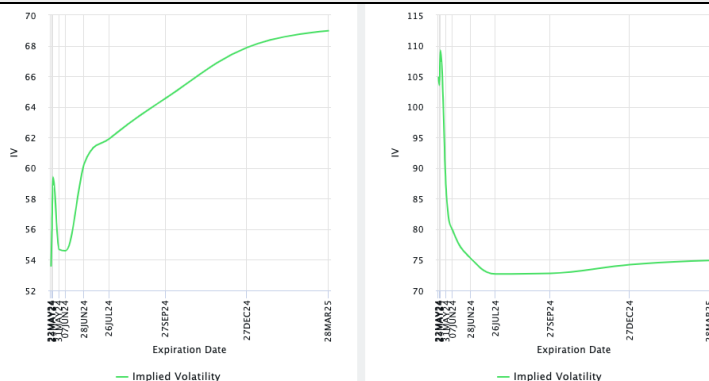
Options Volume & Put/Call Ratio (BTC LHS ; ETH RHS), 1d



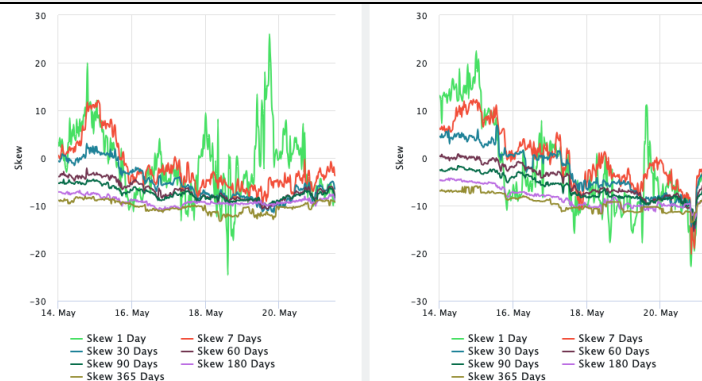
ATM Implied Volatility (BTC LHS ; ETH RHS)



ATM Implied Vol Term Structure (BTC LHS ; ETH RHS)



25 Delta Skew (BTC LHS ; ETH RHS)





May 21, 2024

About GSR

GSR has over a decade of extensive experience in the crypto market, serving as a trusted liquidity provider and active, multi-stage investor. Our suite of services includes OTC Trading, Derivatives, and Market Making. GSR is actively involved in every major sector of the digital asset ecosystem, working with token issuers, institutional investors, miners, and leading trading venues.

For more information or if we can help with anything, please see gsr.io or contact us at gsr@gsr.io.

Follow GSR for more content: [Twitter](#) [Telegram](#) [LinkedIn](#)

Authors

Brian Rudick, Senior Strategist [Twitter](#) [Telegram](#)

Required Disclosures

This material is provided by GSR (the "Firm") solely for informational purposes, is intended only for sophisticated, institutional investors and does not constitute an offer or commitment, a solicitation of an offer or commitment, or any advice or recommendation, to enter into or conclude any transaction (whether on the terms shown or otherwise), or to provide investment services in any state or country where such an offer or solicitation or provision would be illegal. The Firm is not and does not act as an advisor or fiduciary in providing this material. GSR is not authorised or regulated in the UK by the Financial Conduct Authority. The protections provided by the UK regulatory system will not be available to you. Specifically, information provided herein is intended for institutional persons only and is not suitable for retail persons in the United Kingdom, and no solicitation or recommendation is being made to you in regards to any products or services.

This material is not a research report, and not subject to any of the independence and disclosure standards applicable to research reports prepared pursuant to FINRA or CFTC research rules. This material is not independent of the Firm's proprietary interests, which may conflict with the interests of any counterparty of the Firm. The Firm trades instruments discussed in this material for its own account, may trade contrary to the views expressed in this material, and may have positions in other related instruments.

Information contained herein is based on sources considered to be reliable, but is not guaranteed to be accurate or complete. Any opinions or estimates expressed herein reflect a judgment made by the author(s) as of the date of publication, and are subject to change without notice. Trading and investing in digital assets involves significant risks including price volatility and illiquidity and may not be suitable for all investors. The Firm is not liable whatsoever for any direct or consequential loss arising from the use of this material. Copyright of this material belongs to GSR. Neither this material nor any copy thereof may be taken, reproduced or redistributed, directly or indirectly, without prior written permission of GSR

Notes & Sources

All options data is based on Deribit and derivatives graphics are from Laevidas. Market returns are based on price returns for the following ETFs: VOO, QQQ, EWU, EWG, EWJ, and EWH. Onchain volumes are not considered and thus certain token volumes may be understated (e.g., stETH).

CoinGecko	Santiment	DefiLlama	CoinMarketCap	Laevidas
L2Beat	Google Finance	TradingView	Deribit	WorldCoinIndex
Cryptorank	Investing.com	NFT Price Floor	CryptoSlate	