





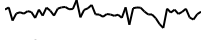
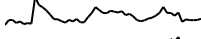




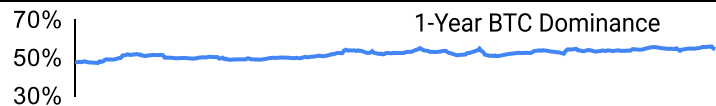
**Crypto Leaderboard**

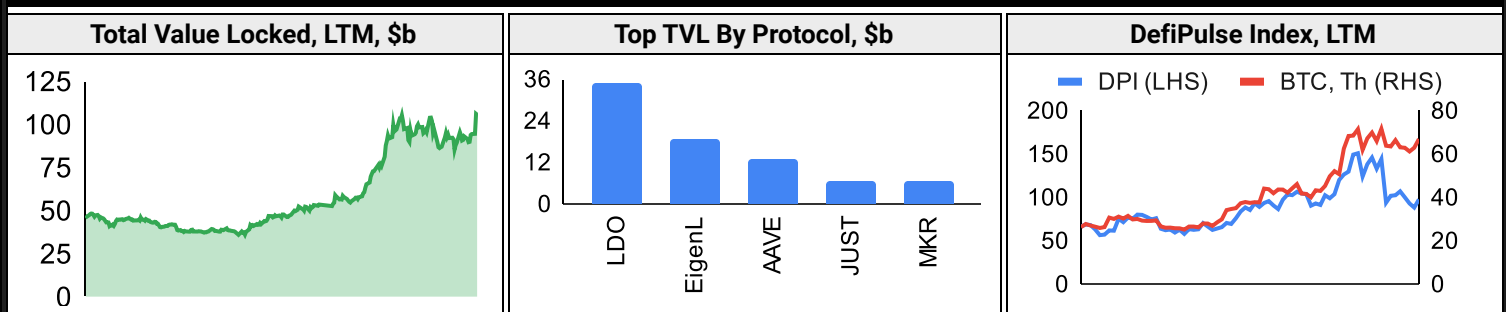
Rank	Name	Ticker	Price	24h	7d	30d	24h Vol \$m	MC \$m	1-Year Chart
1	Bitcoin	BTC	\$70,404	1%	6%	5%	26,302	1,389,147	
2	Ethereum	ETH	\$3,758	-1%	24%	18%	26,358	452,060	
3	Tether	USDT	\$1.00	0%	0%	0%	41,068	111,708	
4	BNB	BNB	\$619	0%	7%	2%	1,344	95,411	
5	Solana	SOL	\$182	2%	15%	16%	3,390	81,804	
6	Lido stETH	STETH	\$3,758	-1%	24%	17%	216	35,007	
7	USD Coin	USDC	\$1.00	0%	0%	0%	8,129	33,031	
8	XRP Ledger	XRP	\$0.53	-2%	3%	-4%	1,198	29,583	
9	Dogecoin	DOGE	\$0.17	0%	8%	4%	2,094	24,241	
10	Toncoin	TON	\$6.36	-1%	-9%	8%	221	22,216	

**Top & Bottom Performers - Top 100 Tokens**

24h		7 Days		30 Days		90 Days		365 Days	
JUP	78%	BONK	33%	PEPE	96%	PEPE	1011%	BONK	8088%
WIF	15%	PEPE	28%	BONK	63%	AR	237%	AKT	1474%
GALA	10%	LDO	26%	AKT	43%	TON	206%	FET	976%
SAFE	8%	UNI	25%	AR	30%	BONK	183%	KAS	953%
FTM	-6%	EGLD	-1%	TAO	-16%	SEI	-33%	XMR	-9%
OP	-6%	STX	-4%	SUI	-19%	SUI	-34%	SAND	-10%
LDO	-8%	TRX	-4%	NEO	-20%	ARB	-36%	ATOM	-18%
BEAM	-9%	TON	-9%	STX	-31%	TIA	-40%	MATIC	-19%

**Category Performance**

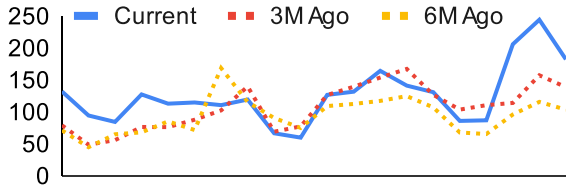
Category	7d	30d	90d	180d	365d	Ecosystem	7d	30d	90d	180d	365d
Lending	8%	37%	45%	57%	135%	Polygon	12%	4%	20%	62%	75%
Meme	7%	5%	187%	200%	185%	Avalanche	10%	3%	5%	44%	86%
CEXs	1%	2%	19%	25%	44%	Ethereum	13%	2%	-7%	5%	46%
IoT/Data/Comp.	8%	1%	10%	106%	136%	Cosmos	7%	0%	30%	110%	295%
Smart Contract	8%	0%	24%	81%	116%	Solana	7%	-1%	25%	71%	261%
DEX	10%	0%	11%	34%	116%	BSC	12%	-1%	36%	88%	98%
Other DeFi	7%	-2%	9%	40%	64%	Polkadot	10%	-1%	25%	73%	86%
Currency	6%	-2%	24%	51%	95%	Tron	-2%	-2%	2%	44%	68%
Privacy	5%	-2%	10%	22%	7%						
Scaling	12%	-4%	0%	82%	65%						
Gaming/Entertai	8%	-4%	5%	44%	97%						

**DeFi**


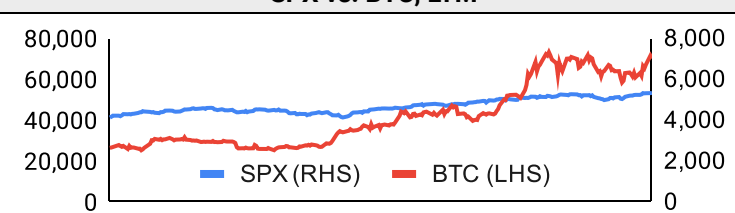
**Trading Volume**

Aggregate Volumes by Product, \$b					Top Derivatives Exchanges, \$m and bps					Top Spot Exchanges, \$m		
Product	1d	7d	30d	O/I	Exchange	1d Vol	O/I	Mkr	Tkr	Exchange	Score	1d Vol
Spot	47	254	1,130	n/a	Binance	67,527	21,133	2.0	4.0	Binance	9.9	23,259
Perpetuals	1,720	12,480	36,250	547	Bybit	22,526	13,322	2.0	5.5	Coinbase	8.2	2,990
Futures	0	2	12	1	OKX	29,254	7,026	2.0	5.0	Bybit	7.8	5,039
Options	3	21	68	n/a	Bitget	18,201	10,640	2.0	6.0	OKX	7.6	3,625

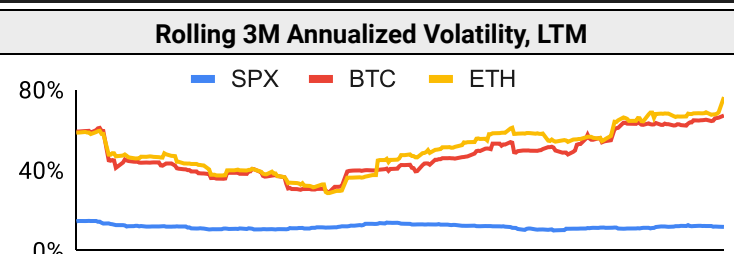
  

Daily Spot Volume, Top 100 Tokens Last 20d, \$b				Top Volume, 1d, \$m		Top Volume, %20d Avg		Low Volume, %20d Avg	
				USDT	77,988	STRK	492%	AKT	50%
				BTC	33,236	GALA	376%	TON	55%
				ETH	27,012	PEPE	257%	HBAR	60%
				USDC	8,167	STETH	231%	DAI	68%
				FDUSD	8,140	BONK	219%	DYDX	72%

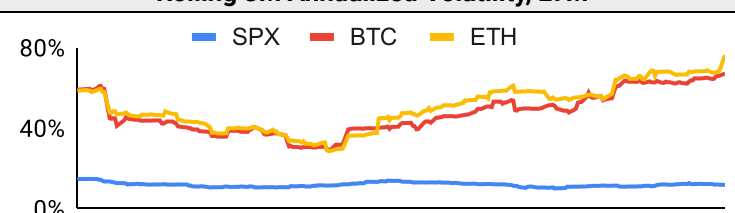
**Traditional Finance**

Global Equity Markets							SPX vs. BTC, LTM				
	US	USGrwth	UK	Germany	Japan	HK					
1D	0%	0%	0%	0%	-1%	-2%					
7D	2%	2%	1%	0%	1%	1%					
90D	7%	7%	13%	9%	2%	6%					
365D	29%	36%	15%	14%	15%	-8%					

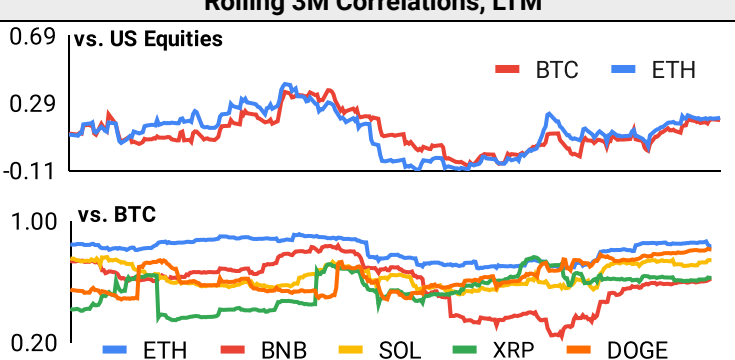
  

10-Year Treasury Yields							Commodities & FX					
	US	Brazil	UK	Germany	Japan	HK						
Last	4.42%	11.64%	4.28%	2.54%	1.00%	3.76%	Last	WTI	Gas	Gold	USD/EUR	USD/JPY
1d Chg	0.01	-0.04	0.04	0.00	0.00	-0.06	1d % Chg	-0.7%	4.5%	-1.3%	0.1%	0.2%

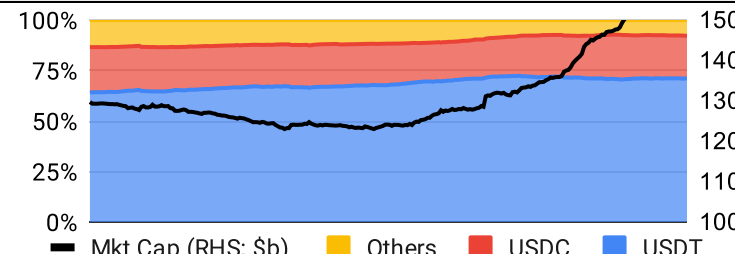
**Volatility**

Annualized Volatility							Rolling 3M Annualized Volatility, LTM				
	BTC	ETH	BNB	SOL	XRP	DOGE					
30D	59%	84%	40%	87%	41%	92%					
90D	67%	77%	73%	97%	76%	135%					
180D	56%	65%	62%	94%	61%	105%					
365D	48%	55%	53%	93%	93%	84%					

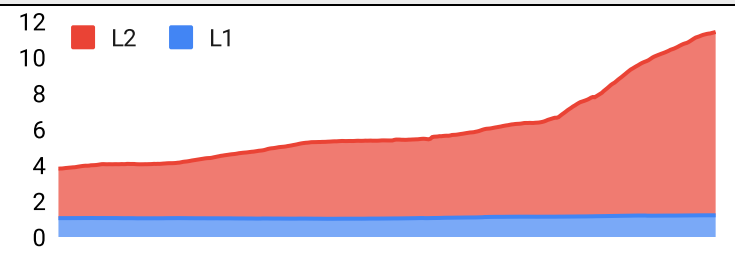
**Correlations**

Intra-Crypto Correlations, LTM							Rolling 3M Correlations, LTM				
	BTC	ETH	BNB	SOL	XRP	DOGE					
BTC											
ETH	0.80										
BNB	0.56	0.55									
SOL	0.64	0.58	0.44								
XRP	0.44	0.48	0.32	0.44							
DOGE	0.71	0.64	0.45	0.50	0.42						

**Stablecoins**

Stablecoin Market Size and Volume, \$m					Stablecoin Dominance (LHS) & Market Cap \$b (RHS), LTM	
Ticker	Price	1d Vol	20d Avg Vol	Market Cap		
USDT	1.00	77,988	53,636	111,338		
USDC	1.00	8,167	5,981	33,030		
DAI	1.00	431	636	5,347		
USDe	1.00	109	84	2,554		
USDD	1.00	5	6	729		
FRAX	1.00	26	17	648		

**Ethereum Mainnet & Layer 2s**

Mainnet & Layer 2 Transactions (m/day) and L2 TVL (\$m)					Transactions (m/day), Rolling 90-Day Average, LTM	
Network	1d	30d Avg	TVL	Tech Type		
Base	2.1	2.3	6,440	ORU		
Arbitrum One	2.3	1.9	18340	ORU		
Ethereum	1.2	1.2	-	Mainnet		
zkSync Era	0.7	0.9	900	ZKR		
Blast	0.6	0.6	3,150	App-specific ORU		
OP Mainnet	0.6	0.6	7470	ORU		
Linea	0.5	0.4	1,080	ZKR		
Scroll	0.2	0.3	598	ZKR		
Mantle	0.3	0.3	1,270	Optimium		
Arbitrum Nova	0.2	0.3	53	Optimium		

Layer 2 Token Performance & Market Cap (\$b)					
	MATIC	IMX	MNT	STX	ARB
24h Return	-3%	-1%	+0.94%	-4%	-5%
Market Cap	7.2	5.0	3.5	3.1	1.5

**NFTs and DAOs**

NFT Collection Stats (\$; Volume, MC in \$m)						DAO Treasury Amount (\$m) and Composition					
Collection	Floor	% Listed	3M Ret.	3M Vol	Market Cap	DAO	Treasury	Stables	BTC/ETH	Own Tokens	Other
CryptoPunks	131,497	12%	-37%	117	1,315	Mantle	4,144	2%	21%	75%	1%
Bored Ape Yacht C	48,837	3%	-41%	301	488	Arbitrum	3,846	0%	1%	99%	0%
Pudgy Penguins	43,205	3%	-41%	221	384	Uniswap	3,726	0%	0%	100%	0%
Autoglyphs	622,301	2%	-28%	1	319	Optimism	2,067	0%	0%	100%	0%
Milady Maker	20,932	5%	3%	97	209	ENS	1,596	0%	0%	91%	9%
Chromie Squiggle	18,443	2%	-24%	7	184	Ethereum	1,134	0%	100%	0%	0%
Azuki	17,206	2%	-26%	97	172	Golem	1,054	0%	93%	7%	0%
NodeMonkes	17,176	15%	1%	152	172	Gnosis	624	6%	28%	49%	18%
Mutant Ape Yacht	8,278	4%	-45%	164	161	Merit Circle	544	4%	2%	90%	4%
Fidenza by Tyler H	158,404	4%	-30%	6	158	YGG	445	3%	1%	96%	0%

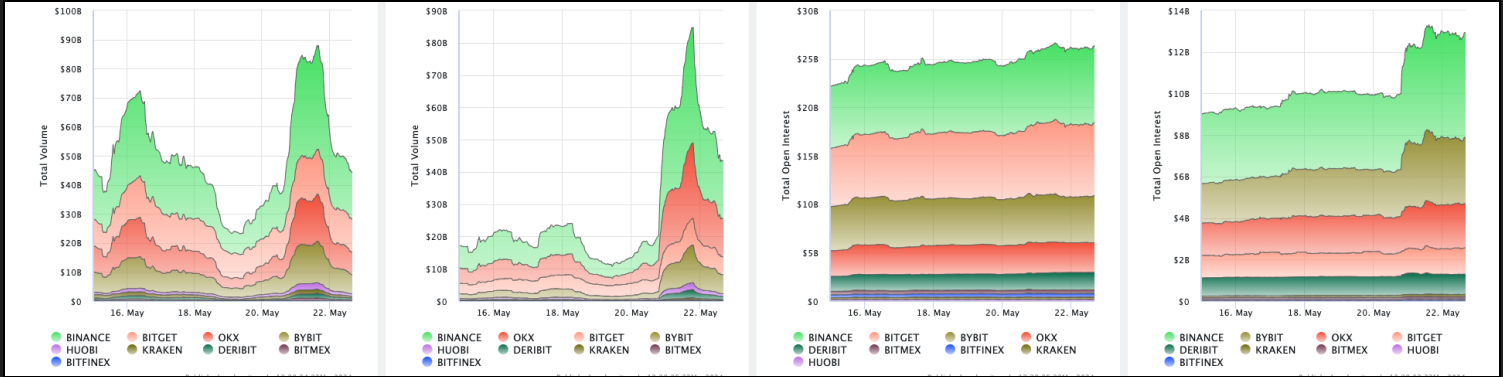
**Crypto News**

- [Biden's 'Seismic Shift' Could Be About To Trigger A Huge Bitcoin Price Earthquake After Ethereum 'Firestorm' - Forbes](#)
- [WisdomTree Gets Green Light to List Bitcoin, Ether ETPs on London Stock Exchange - CoinDesk](#)
- [BlackRock's Spot Bitcoin ETF Records Biggest Inflows Since April as BTC Hovers at \\$70K - CoinDesk](#)
- [White House and SEC chair oppose FIT21 bill ahead of House vote - Cointelegraph](#)
- [Donald Trump Says He'll Take Bitcoin, Ether, Dogecoin, And Other Cryptocurrencies for Campaign Donations - Gizmodo](#)
- [Proposed ether ETFs would not stake their ETH, new filings clarify - Blockworks](#)
- [Uniswap responds to SEC Wells notice, says litigation is not the path forward - Blockworks](#)
- [Politics, amendments, staking: Making sense of the ether ETF developments - Blockworks](#)
- [Farcaster secures \\$150M to grow users, add tools for decentralized social media protocol - Blockworks](#)

### Crypto Futures

Futures Volume (BTC LHS ; ETH RHS), 1d

Futures Open Interest (BTC LHS ; ETH RHS)



OI Weighted Funding Rate (BTC LHS ; ETH RHS), 1d

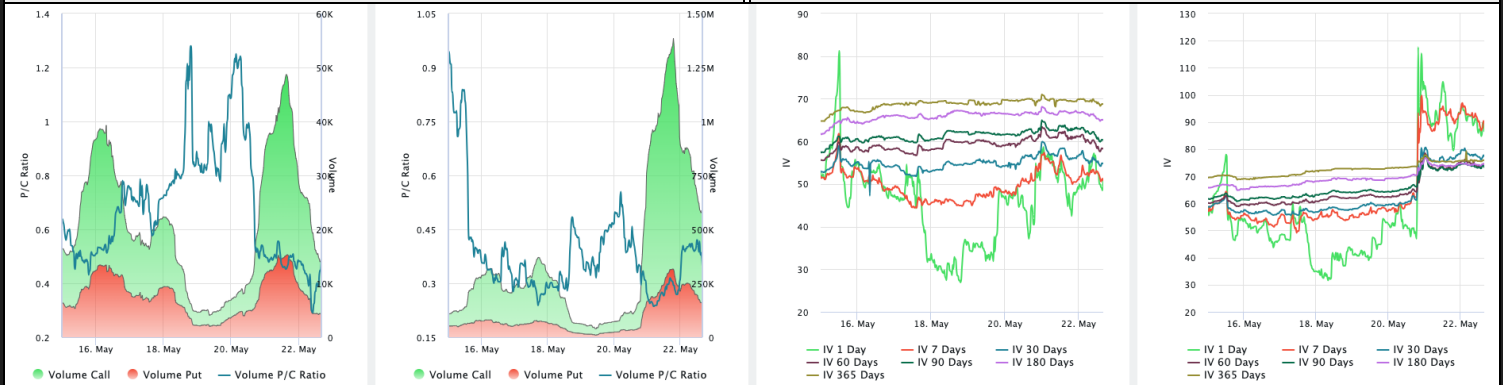
Liquidations (BTC LHS ; ETH RHS), 1d



### Crypto Options

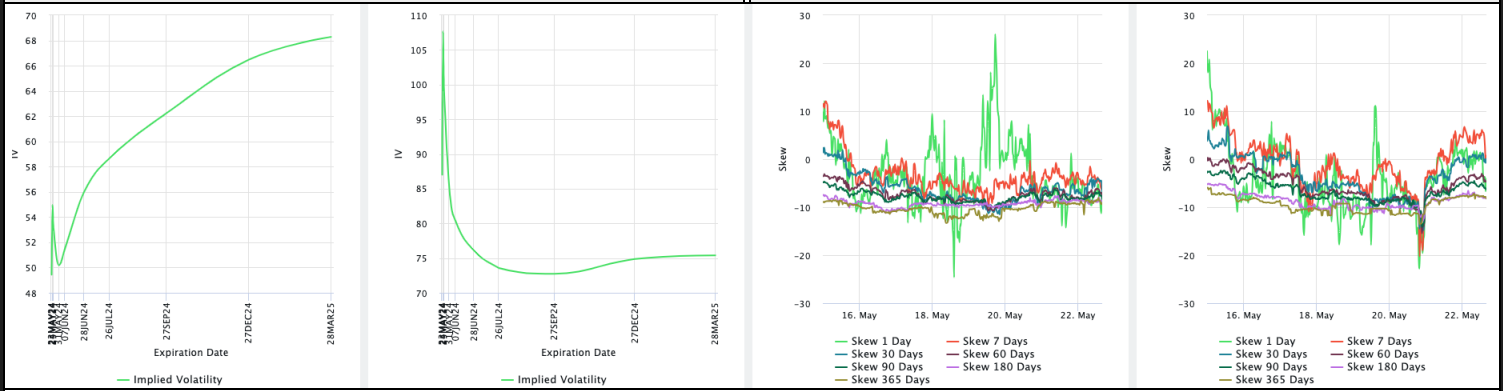
Options Volume & Put/Call Ratio (BTC LHS ; ETH RHS), 1d

ATM Implied Volatility (BTC LHS ; ETH RHS)



ATM Implied Vol Term Structure (BTC LHS ; ETH RHS)

25 Delta Skew (BTC LHS ; ETH RHS)





May 22, 2024

## About GSR

GSR has over a decade of extensive experience in the crypto market, serving as a trusted liquidity provider and active, multi-stage investor. Our suite of services includes OTC Trading, Derivatives, and Market Making. GSR is actively involved in every major sector of the digital asset ecosystem, working with token issuers, institutional investors, miners, and leading trading venues.

For more information or if we can help with anything, please see [gsr.io](https://gsr.io) or contact us at [gsr@gsr.io](mailto:gsr@gsr.io).

Follow GSR for more content: [Twitter](#) [Telegram](#) [LinkedIn](#)

## Authors

Brian Rudick, Senior Strategist [Twitter](#) [Telegram](#)

## Required Disclosures

This material is provided by GSR (the "Firm") solely for informational purposes, is intended only for sophisticated, institutional investors and does not constitute an offer or commitment, a solicitation of an offer or commitment, or any advice or recommendation, to enter into or conclude any transaction (whether on the terms shown or otherwise), or to provide investment services in any state or country where such an offer or solicitation or provision would be illegal. The Firm is not and does not act as an advisor or fiduciary in providing this material. GSR is not authorised or regulated in the UK by the Financial Conduct Authority. The protections provided by the UK regulatory system will not be available to you. Specifically, information provided herein is intended for institutional persons only and is not suitable for retail persons in the United Kingdom, and no solicitation or recommendation is being made to you in regards to any products or services.

This material is not a research report, and not subject to any of the independence and disclosure standards applicable to research reports prepared pursuant to FINRA or CFTC research rules. This material is not independent of the Firm's proprietary interests, which may conflict with the interests of any counterparty of the Firm. The Firm trades instruments discussed in this material for its own account, may trade contrary to the views expressed in this material, and may have positions in other related instruments.

Information contained herein is based on sources considered to be reliable, but is not guaranteed to be accurate or complete. Any opinions or estimates expressed herein reflect a judgment made by the author(s) as of the date of publication, and are subject to change without notice. Trading and investing in digital assets involves significant risks including price volatility and illiquidity and may not be suitable for all investors. The Firm is not liable whatsoever for any direct or consequential loss arising from the use of this material. Copyright of this material belongs to GSR. Neither this material nor any copy thereof may be taken, reproduced or redistributed, directly or indirectly, without prior written permission of GSR

## Notes & Sources

All options data is based on Deribit and derivatives graphics are from Laevidas. Market returns are based on price returns for the following ETFs: VOO, QQQ, EWU, EWG, EWJ, and EWH. Onchain volumes are not considered and thus certain token volumes may be understated (e.g., stETH).

CoinGecko	Santiment	DefiLlama	CoinMarketCap	Laevidas
L2Beat	Google Finance	TradingView	Deribit	WorldCoinIndex
Cryptorank	Investing.com	NFT Price Floor	CryptoSlate	