











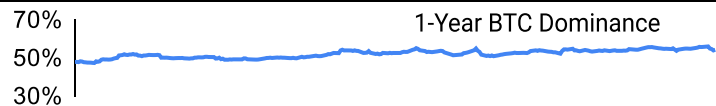
**Crypto Leaderboard**

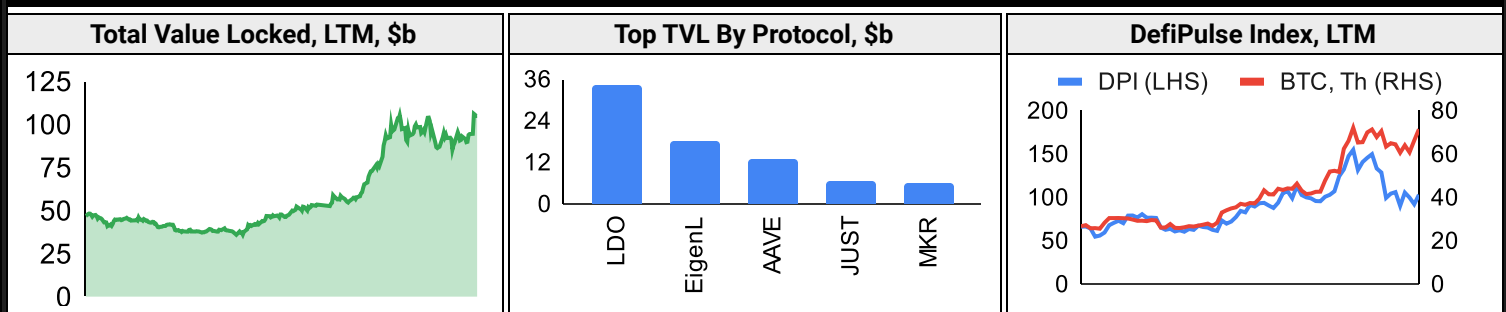
Rank	Name	Ticker	Price	24h	7d	30d	24h Vol \$m	MC \$m	1-Year Chart
1	Bitcoin	BTC	\$67,231	0%	0%	5%	37,612	1,324,226	
2	Ethereum	ETH	\$3,691	-2%	19%	18%	39,299	442,850	
3	Tether	USDT	\$1.00	0%	0%	0%	47,967	112,117	
4	BNB	BNB	\$596	1%	3%	-2%	1,395	91,725	
5	Solana	SOL	\$166	-3%	-2%	12%	4,554	74,620	
6	Lido stETH	STETH	\$3,688	-2%	19%	18%	323	34,315	
7	USD Coin	USDC	\$1.00	0%	0%	0%	10,903	32,766	
8	XRP Ledger	XRP	\$0.53	0%	2%	1%	1,374	29,579	
9	Dogecoin	DOGE	\$0.16	3%	5%	8%	2,466	23,609	
10	Toncoin	TON	\$6.19	-2%	-7%	11%	289	21,521	

**Top & Bottom Performers - Top 100 Tokens**

24h		7 Days		30 Days		90 Days		365 Days	
ONDO	20%	PEPE	38%	PEPE	94%	PEPE	970%	BONK	8183%
LDO	14%	BONK	37%	BONK	36%	AR	194%	AKT	1139%
LINK	8%	LDO	33%	AR	22%	TON	193%	PEPE	885%
ENA	4%	UNI	23%	UNI	19%	BONK	185%	FET	862%
TIA	-5%	TRX	-8%	SUI	-16%	ARB	-37%	XMR	-7%
TAO	-5%	SEI	-9%	NEO	-17%	SEI	-41%	SAND	-12%
INJ	-5%	AKT	-12%	TIA	-20%	DYDX	-43%	MATIC	-19%
BEAM	-6%	AR	-16%	STX	-29%	TIA	-48%	ATOM	-20%

**Category Performance**

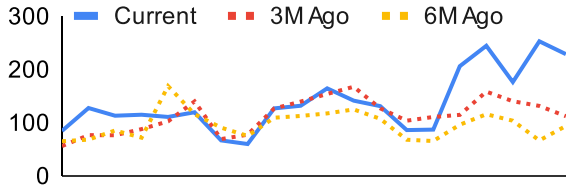
Category	7d	30d	90d	180d	365d	Ecosystem	7d	30d	90d	180d	365d
Lending	8%	67%	53%	61%	146%	Ethereum	11%	8%	-16%	5%	50%
Other DeFi	3%	7%	2%	36%	69%	Avalanche	6%	8%	-4%	41%	88%
DEX	3%	3%	-4%	31%	116%	Polygon	4%	7%	14%	55%	75%
Privacy	2%	2%	5%	19%	10%	Solana	3%	1%	16%	61%	232%
IoT/Data/Comp.	-1%	2%	3%	92%	129%	BSC	4%	1%	30%	79%	100%
Meme	2%	1%	170%	192%	185%	Polkadot	1%	0%	18%	60%	86%
Gaming/Entertai	7%	1%	0%	34%	99%	Cosmos	-2%	-3%	19%	83%	260%
Smart Contract	0%	1%	14%	71%	114%	Tron	-6%	-7%	-4%	33%	64%
CEXs	-1%	1%	15%	24%	44%						
Scaling	5%	-1%	-7%	76%	66%						
Currency	0%	-1%	17%	44%	92%						

**DeFi**


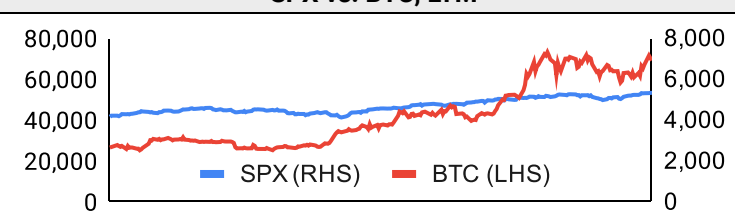
**Trading Volume**

Aggregate Volumes by Product, \$b					Top Derivatives Exchanges, \$m and bps					Top Spot Exchanges, \$m		
Product	1d	7d	30d	O/I	Exchange	1d Vol	O/I	Mkr	Tkr	Exchange	Score	1d Vol
Spot	59	267	1,110	n/a	Binance	89,685	19,954	2.0	4.0	Binance	9.9	27,822
Perpetuals	2,570	11,210	36,020	538	Bybit	30,750	12,619	2.0	5.5	Coinbase	8.2	3,582
Futures	1	3	12	1	OKX	38,916	6,823	2.0	5.0	Bybit	7.8	6,409
Options	3	21	68	n/a	Bitget	21,961	10,238	2.0	6.0	OKX	7.6	5,264

Daily Spot Volume, Top 100 Tokens Last 20d, \$b				Top Volume, 1d, \$m		Top Volume, %20d Avg		Low Volume, %20d Avg	
				USDT	98,215	LDO	314%	RETH	28%
				ETH	39,485	ETC	292%	AKT	39%
				BTC	38,823	STETH	258%	TON	65%
				USDC	10,024	ARB	252%	AR	67%
				FDUSD	9,286	AAVE	247%	DAI	69%

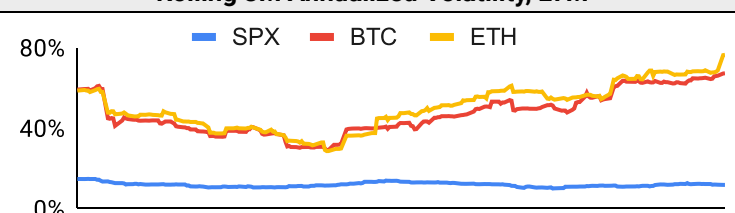
**Traditional Finance**

Global Equity Markets							SPX vs. BTC, LTM	
	US	USGrwth	UK	Germany	Japan	HK		
1D	0%	0%	-1%	0%	-1%	-1%		
7D	0%	1%	0%	-2%	-1%	-1%		
90D	5%	4%	11%	7%	-1%	5%		
365D	30%	38%	15%	15%	15%	-7%		

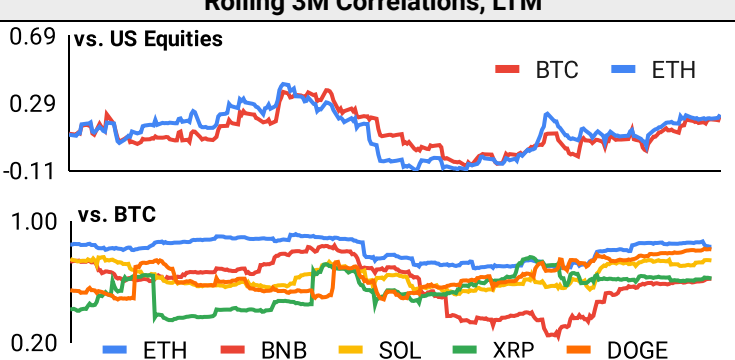
  

10-Year Treasury Yields							Commodities & FX					
	US	Brazil	UK	Germany	Japan	HK	Last	WTI	Gas	Gold	USD/EUR	USD/JPY
Last	4.47%	11.70%	4.30%	2.58%	1.00%	3.78%	Last	77.6	2.57	2,339	0.92	157.0
1d Chg	-0.01	-0.05	0.03	-0.02	-0.01	-0.06	1d % Chg	0.9%	-3.2%	0.1%	-0.3%	0.0%

**Volatility**

Annualized Volatility							Rolling 3M Annualized Volatility, LTM			
	BTC	ETH	BNB	SOL	XRP	DOGE				
30D	58%	84%	41%	88%	39%	91%				
90D	67%	77%	74%	97%	76%	135%				
180D	57%	65%	62%	94%	61%	105%				
365D	48%	55%	53%	93%	93%	84%				

**Correlations**

Intra-Crypto Correlations, LTM							Rolling 3M Correlations, LTM					
	BTC	ETH	BNB	SOL	XRP	DOGE						
BTC												
ETH	0.80											
BNB	0.56	0.55										
SOL	0.63	0.58	0.44									
XRP	0.43	0.48	0.32	0.44								
DOGE	0.70	0.64	0.45	0.50	0.42							

**Stablecoins**

Stablecoin Market Size and Volume, \$m					Stablecoin Dominance (LHS) & Market Cap \$b (RHS), LTM	
Ticker	Price	1d Vol	20d Avg Vol	Market Cap		
USDT	1.00	98,215	59,144	111,818		
USDC	1.00	10,024	6,372	32,720		
DAI	1.00	423	610	5,347		
USDe	1.00	110	92	2,686		
USDD	1.00	7	6	731		
FRAX	1.00	18	17	648		

**Ethereum Mainnet & Layer 2s**

Mainnet & Layer 2 Transactions (m/day) and L2 TVL (\$m)					Transactions (m/day), Rolling 90-Day Average, LTM	
Network	1d	30d Avg	TVL	Tech Type		
Base	2.2	2.3	6,520	ORU		
Arbitrum One	2.5	1.9	18,480	ORU		
Ethereum	1.2	1.2	-	Mainnet		
zkSync Era	0.7	0.9	883	ZKR		
Blast	0.6	0.6	3,180	App-specific ORU		
OP Mainnet	0.7	0.6	7,370	ORU		
Linea	1.0	0.4	1,030	ZKR		
Scroll	0.3	0.3	596	ZKR		
Mantle	0.3	0.3	1,260	Optimium		
Apex	0.6	0.3	#N/A	#N/A		

Layer 2 Token Performance & Market Cap (\$b)					
	MATIC	IMX	MNT	STX	ARB
24h Return	-2%	-4%	-3%	-4%	-3%
Market Cap	7.1	4.7	3.3	2.8	1.5

**NFTs and DAOs**

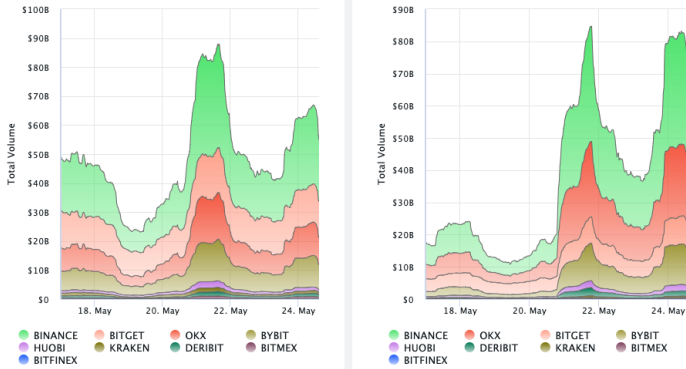
NFT Collection Stats (\$; Volume, MC in \$m)						DAO Treasury Amount (\$m) and Composition					
Collection	Floor	% Listed	3M Ret.	3M Vol	Market Cap	DAO	Treasury	Stables	BTC/ETH	Own Tokens	Other
CryptoPunks	122,389	12%	-41%	118	1,224	Arbitrum	3,982	0%	1%	99%	0%
Bored Ape Yacht C	45,462	3%	-44%	295	455	Mantle	3,951	2%	22%	75%	1%
Pudgy Penguins	39,596	3%	-45%	220	352	Uniswap	3,750	0%	0%	100%	0%
Autoglyphs	608,308	2%	-28%	1	311	Optimism	1,970	0%	0%	100%	0%
Milady Maker	18,977	5%	3%	98	190	ENS	1,717	0%	0%	91%	9%
Pandora	27,650	0%	0%	79	175	Ethereum	1,152	0%	100%	0%	0%
NodeMonkes	17,091	15%	-11%	149	171	Golem	1,058	0%	93%	7%	0%
Azuki	17,079	2%	-24%	97	171	Gnosis	656	5%	27%	51%	17%
Chromie Squiggle	16,587	2%	-29%	7	166	Merit Circle	535	4%	2%	90%	4%
Mutant Ape Yacht	7,869	4%	-46%	161	153	YGG	428	3%	1%	96%	0%

**Crypto News**

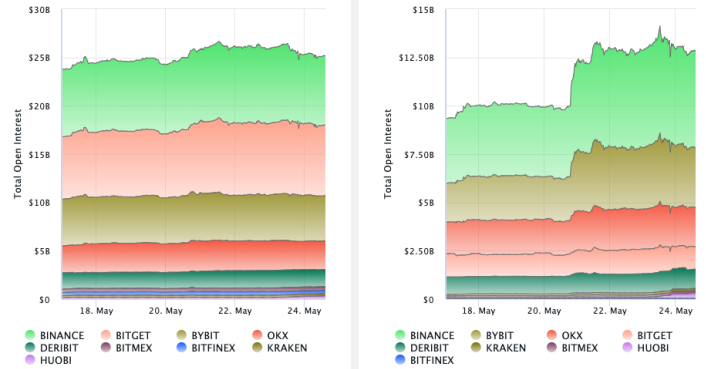
- [Ether Cryptocurrency ETFs Are Approved by the SEC - The New York Times](#)
- [Bitcoin, Ether Rally Cools Following U.S. Ether ETF Listing Approval - CoinDesk](#)
- [Crypto market structure bill advances to Senate, Rep. Nickel is optimistic - Blockworks](#)
- [Algorand causes a stir with new ad bashing Bitcoin, Ethereum and Solana - Cointelegraph](#)
- [House passes CBDC Anti-Surveillance State Act with limited bipartisan support - Blockworks](#)
- [Proposed ether ETFs would not stake their ETH, new filings clarify - Blockworks](#)
- [Physically backed bitcoin, ether ETPs set to launch in the UK - Blockworks](#)
- [Kabosu, Dog Who Inspired Dogecoin and Shiba Inu, Is No More - CoinDesk](#)
- [U.S. Supreme Court Loss for Coinbase Leaves Company with Mixed Record - CoinDesk](#)

## Crypto Futures

### Futures Volume (BTC LHS ; ETH RHS), 1d



### Futures Open Interest (BTC LHS ; ETH RHS)



### OI Weighted Funding Rate (BTC LHS ; ETH RHS), 1d

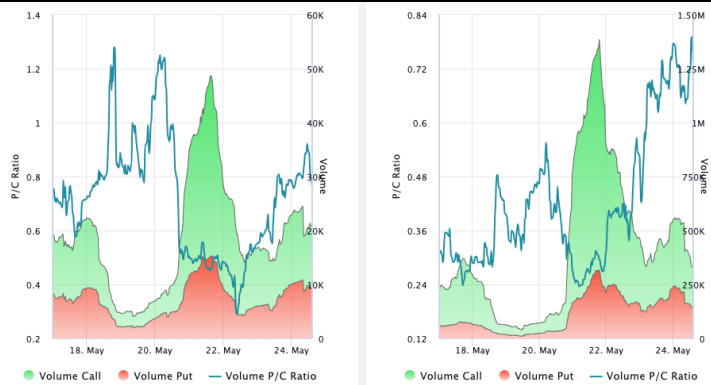


### Liquidations (BTC LHS ; ETH RHS), 1d

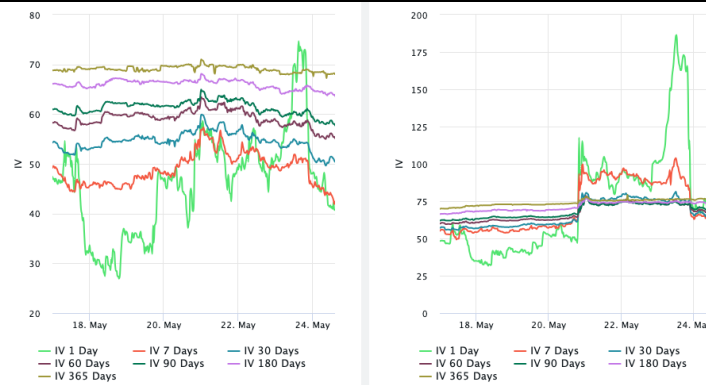


## Crypto Options

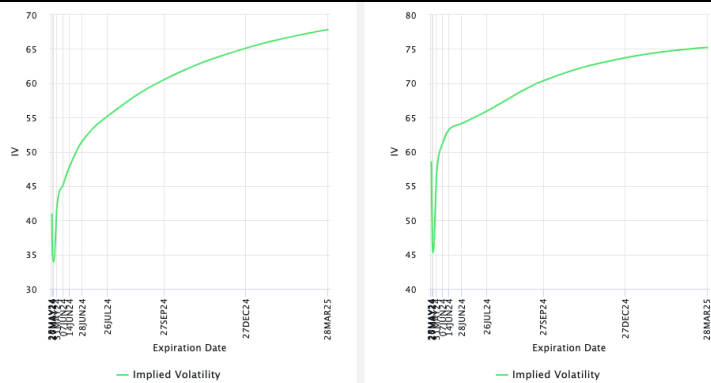
### Options Volume & Put/Call Ratio (BTC LHS ; ETH RHS), 1d



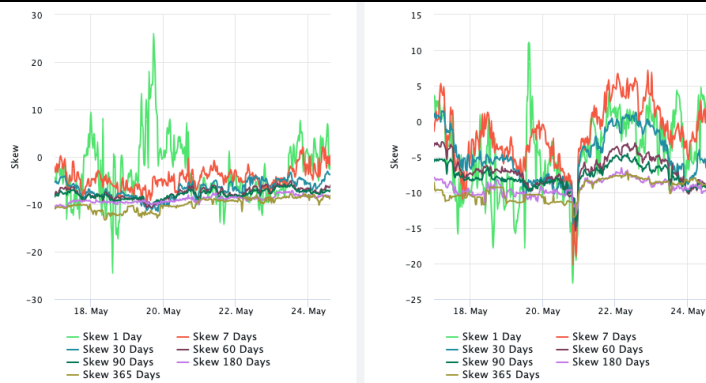
### ATM Implied Volatility (BTC LHS ; ETH RHS)



### ATM Implied Vol Term Structure (BTC LHS ; ETH RHS)



### 25 Delta Skew (BTC LHS ; ETH RHS)



**About GSR**

GSR has over a decade of extensive experience in the crypto market, serving as a trusted liquidity provider and active, multi-stage investor. Our suite of services includes OTC Trading, Derivatives, and Market Making. GSR is actively involved in every major sector of the digital asset ecosystem, working with token issuers, institutional investors, miners, and leading trading venues.

For more information or if we can help with anything, please see [gsr.io](https://gsr.io) or contact us at [gsr@gsr.io](mailto:gsr@gsr.io).

Follow GSR for more content: [Twitter](#) [Telegram](#) [LinkedIn](#)

**Authors**

Brian Rudick, Senior Strategist [Twitter](#) [Telegram](#)

**Required Disclosures**

This material is provided by GSR (the "Firm") solely for informational purposes, is intended only for sophisticated, institutional investors and does not constitute an offer or commitment, a solicitation of an offer or commitment, or any advice or recommendation, to enter into or conclude any transaction (whether on the terms shown or otherwise), or to provide investment services in any state or country where such an offer or solicitation or provision would be illegal. The Firm is not and does not act as an advisor or fiduciary in providing this material. GSR is not authorised or regulated in the UK by the Financial Conduct Authority. The protections provided by the UK regulatory system will not be available to you. Specifically, information provided herein is intended for institutional persons only and is not suitable for retail persons in the United Kingdom, and no solicitation or recommendation is being made to you in regards to any products or services.

This material is not a research report, and not subject to any of the independence and disclosure standards applicable to research reports prepared pursuant to FINRA or CFTC research rules. This material is not independent of the Firm's proprietary interests, which may conflict with the interests of any counterparty of the Firm. The Firm trades instruments discussed in this material for its own account, may trade contrary to the views expressed in this material, and may have positions in other related instruments.

Information contained herein is based on sources considered to be reliable, but is not guaranteed to be accurate or complete. Any opinions or estimates expressed herein reflect a judgment made by the author(s) as of the date of publication, and are subject to change without notice. Trading and investing in digital assets involves significant risks including price volatility and illiquidity and may not be suitable for all investors. The Firm is not liable whatsoever for any direct or consequential loss arising from the use of this material. Copyright of this material belongs to GSR. Neither this material nor any copy thereof may be taken, reproduced or redistributed, directly or indirectly, without prior written permission of GSR

**Notes & Sources**

All options data is based on Deribit and derivatives graphics are from Laevidas. Market returns are based on price returns for the following ETFs: VOO, QQQ, EWU, EWG, EWJ, and EWH. Onchain volumes are not considered and thus certain token volumes may be understated (e.g., stETH).

CoinGecko	Santiment	DefiLlama	CoinMarketCap	Laevidas
L2Beat	Google Finance	TradingView	Deribit	WorldCoinIndex
Cryptorank	Investing.com	NFT Price Floor	CryptoSlate	