












**Crypto Leaderboard**

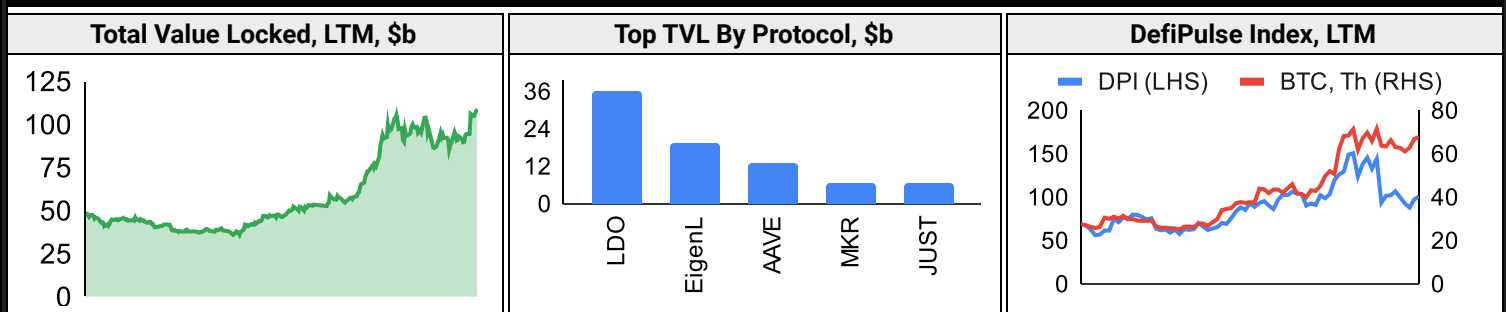
Rank	Name	Ticker	Price	24h	7d	30d	24h Vol \$m	MC \$m	1-Year Chart
1	Bitcoin	BTC	\$68,390	-1%	-4%	8%	18,612	1,347,574	
2	Ethereum	ETH	\$3,899	2%	7%	20%	16,473	468,340	
3	Tether	USDT	\$1.00	0%	0%	0%	36,939	111,986	
4	BNB	BNB	\$602	0%	0%	1%	453	92,637	
5	Solana	SOL	\$167	2%	-10%	18%	2,249	75,158	
6	Lido stETH	STETH	\$3,896	2%	7%	20%	120	36,265	
7	USD Coin	USDC	\$1.00	0%	0%	0%	4,874	32,670	
8	XRP Ledger	XRP	\$0.53	-1%	-2%	2%	624	29,288	
9	Dogecoin	DOGE	\$0.17	-2%	1%	14%	927	24,157	
10	Toncoin	TON	\$6.42	2%	-2%	19%	143	22,309	

**Top & Bottom Performers - Top 100 Tokens**

24h		7 Days		30 Days		90 Days		365 Days	
FLOKI	18%	PEPE	46%	PEPE	131%	PEPE	527%	BONK	6854%
JASMY	14%	LDO	24%	BONK	51%	TON	198%	PEPE	1011%
SNX	6%	BONK	22%	UNI	39%	BONK	149%	AKT	742%
W	5%	JASMY	22%	JASMY	39%	SHIB	133%	FET	732%
AKT	-3%	ICP	-12%	QNT	-12%	SEI	-39%	QNT	-14%
NEAR	-3%	OP	-12%	SUI	-13%	FLR	-41%	SAND	-20%
ONDO	-5%	AKT	-12%	NEO	-14%	DYDX	-41%	ATOM	-22%
JUP	-17%	AR	-17%	STX	-22%	TIA	-46%	MATIC	-23%

**Category Performance**

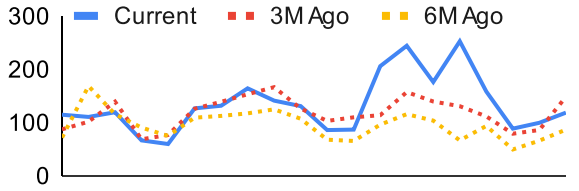
Category	7d	30d	90d	180d	365d	Ecosystem	7d	30d	90d	180d	365d
Lending	20%	122%	81%	99%	179%	Ethereum	7%	13%	-15%	14%	51%
Meme	7%	16%	141%	233%	198%	Avalanche	4%	12%	-3%	50%	87%
Other DeFi	3%	9%	-5%	38%	61%	Polygon	1%	10%	11%	60%	67%
DEX	0%	8%	-1%	37%	117%	BSC	0%	7%	27%	85%	88%
Privacy	1%	5%	-3%	22%	6%	Polkadot	-2%	3%	11%	64%	79%
Gaming/Entertai	1%	3%	-13%	42%	101%	Solana	-2%	3%	10%	66%	194%
IoT/Data/Comp.	-4%	3%	-9%	91%	119%	Cosmos	-5%	1%	12%	83%	216%
Smart Contract	-5%	3%	9%	75%	104%	Tron	-8%	-11%	-9%	39%	62%
Scaling	0%	3%	-11%	85%	66%						
Currency	-4%	1%	10%	46%	86%						
CEXs	-3%	0%	11%	25%	41%						

**DeFi**


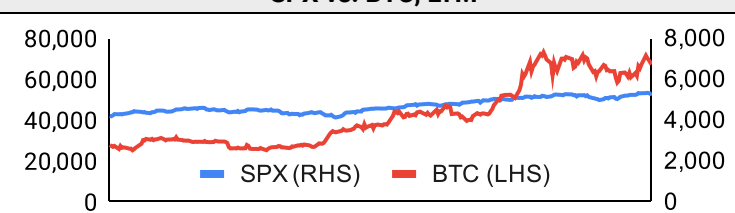
**Trading Volume**

Aggregate Volumes by Product, \$b					Top Derivatives Exchanges, \$m and bps					Top Spot Exchanges, \$m		
Product	1d	7d	30d	O/I	Exchange	1d Vol	O/I	Mkr	Tkr	Exchange	Score	1d Vol
Spot	30	307	1,140	n/a	Binance	44,351	21,178	2.0	4.0	Binance	9.9	15,315
Perpetuals	2,530	12,670	37,900	559	Bybit	13,368	13,625	2.0	5.5	Coinbase	8.2	1,457
Futures	0	3	12	1	OKX	17,718	7,167	2.0	5.0	Bybit	7.8	3,374
Options	1	21	66	n/a	Bitget	14,929	10,897	2.0	6.0	OKX	7.6	2,462

Daily Spot Volume, Top 100 Tokens Last 20d, \$b				Top Volume, 1d, \$m		Top Volume, %20d Avg		Low Volume, %20d Avg	
				USDT	53,474	JASMY	523%	AKT	20%
				BTC	19,106	CHZ	193%	RETH	28%
				ETH	17,956	SNX	184%	TON	36%
				FDUSD	4,897	AAVE	183%	STX	37%
				USDC	4,744	UNI	172%	DAI	38%

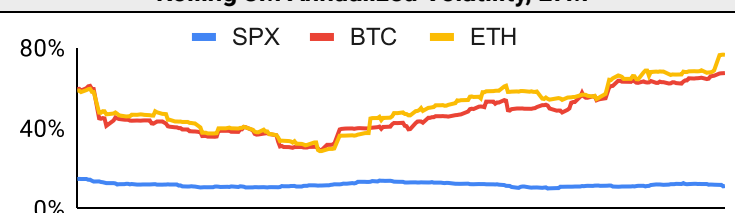
**Traditional Finance**

Global Equity Markets							SPX vs. BTC, LTM	
	US	USGrwth	UK	Germany	Japan	HK		
1D	1%	1%	1%	1%	1%	0%	80,000	8,000
7D	0%	1%	-1%	0%	0%	-5%	60,000	6,000
90D	5%	5%	10%	7%	-1%	3%	40,000	4,000
365D	30%	36%	18%	17%	16%	-7%	20,000	2,000

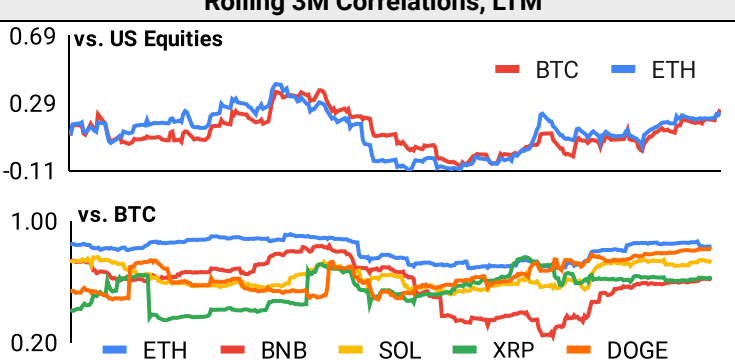
  

10-Year Treasury Yields							Commodities & FX					
	US	Brazil	UK	Germany	Japan	HK	Last	WTI	Gas	Gold	USD/EUR	USD/JPY
Last	4.46%	11.66%	4.30%	2.57%	1.02%	3.79%	Last	78.3	2.76	2,345	0.92	156.9
1d Chg	-0.01	-0.05	0.04	-0.01	-0.01	-0.05	1d % Chg	0.7%	-0.4%	0.5%	-0.1%	-0.1%

**Volatility**

Annualized Volatility							Rolling 3M Annualized Volatility, LTM					
	BTC	ETH	BNB	SOL	XRP	DOGE						
30D	58%	83%	40%	86%	40%	95%	80%	40%	0%			
90D	65%	76%	73%	97%	75%	135%						
180D	56%	65%	62%	94%	62%	105%						
365D	48%	54%	53%	93%	93%	84%						

**Correlations**

Intra-Crypto Correlations, LTM							Rolling 3M Correlations, LTM					
	BTC	ETH	BNB	SOL	XRP	DOGE						
BTC							vs. US Equities					
ETH	0.80						vs. BTC					
BNB	0.56	0.55										
SOL	0.63	0.58	0.44									
XRP	0.44	0.47	0.32	0.44								
DOGE	0.71	0.63	0.45	0.50	0.42							

**Stablecoins**

Stablecoin Market Size and Volume, \$m					Stablecoin Dominance (LHS) & Market Cap \$b (RHS), LTM	
Ticker	Price	1d Vol	20d Avg Vol	Market Cap		
USDT	1.00	53,474	57,879	111,931		
USDC	1.00	4,744	6,009	32,736		
DAI	1.00	206	546	5,348		
USDe	1.00	74	96	2,764		
USDD	0.99	5	6	731		
FRAX	1.00	12	17	648		
						100% 75% 50% 25% 0%

**Ethereum Mainnet & Layer 2s**

Mainnet & Layer 2 Transactions (m/day) and L2 TVL (\$m)					Transactions (m/day), Rolling 90-Day Average, LTM	
Network	1d	30d Avg	TVL	Tech Type		
Base	1.9	2.2	6960	ORU		
Arbitrum One	1.9	2.0	19230	ORU		
Degen Chain	1.2	1.2				
Ethereum	1.1	1.2	-	Mainnet		
zkSync Era	0.6	0.8	898.34	ZKR		
Blast	0.5	0.6	3370	App-specific ORU		
OP Mainnet	0.5	0.5	7820	ORU		
Linea	1.0	0.5	1120	ZKR		
Scroll	0.3	0.4	637.51	ZKR		
Mantle	0.2	0.3	1280	Optimium		

Layer 2 Token Performance & Market Cap (\$b)					
	MATIC	IMX	MNT	STX	ARB
24h Return	+0.72%	-1%	+0.98%	-1%	+1.91%
Market Cap	7.2	4.8	3.4	2.9	1.6

**NFTs and DAOs**

NFT Collection Stats (\$; Volume, MC in \$m)						DAO Treasury Amount (\$m) and Composition					
Collection	Floor	% Listed	3M Ret.	3M Vol	Market Cap	DAO	Treasury	Stables	BTC/ETH	Own Tokens	Other
CryptoPunks	131,952	12%	-39%	120	1,320	Uniswap	4,416	0%	0%	100%	0%
Bored Ape Yacht C	47,942	3%	-45%	292	479	Arbitrum	4,290	0%	1%	99%	0%
Pudgy Penguins	40,475	3%	-46%	217	360	Mantle	4,110	2%	22%	75%	1%
Autoglyphs	642,446	2%	-28%	1	329	Optimism	2,009	0%	0%	100%	0%
Milady Maker	19,192	5%	3%	99	192	ENS	1,944	0%	0%	92%	8%
Pandora	27,255	0%	1%	73	173	Ethereum	1,211	0%	100%	0%	0%
Azuki	16,934	3%	-24%	95	169	Golem	1,118	0%	94%	6%	0%
Chromie Squiggle	16,764	2%	-38%	7	168	Gnosis	669	6%	28%	50%	17%
Mutant Ape Yacht	8,012	4%	-48%	158	156	Merit Circle	584	4%	1%	91%	4%
NodeMonkes	15,608	15%	-35%	140	156	YGG	483	2%	1%	96%	0%

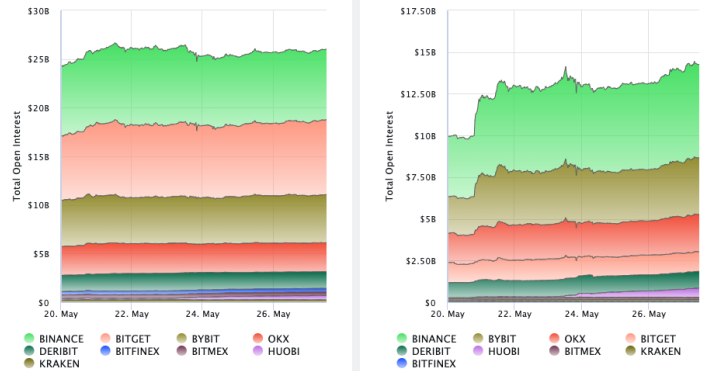
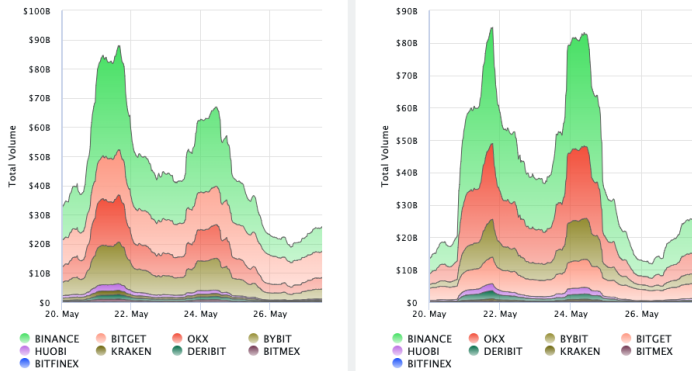
**Crypto News**

- [Bitcoin price today: hovers around \\$68k, Ether surges on spot ETF progress - Investing.com](#)
- [As crypto cash floods Washington, Congress eyes gentler regulations - The Washington Post](#)
- [Danger as wave of crypto influencers and celeb X accounts are hacked - Cointelegraph](#)
- [PCE data ahead this week, ECB's rate path in focus - what's moving markets - Investing.com](#)
- [Deadline Looms for Biden to Veto Congressional Overturn of SEC's Crypto Rules - Regulation Bitcoin News - Bitcoin.com News](#)
- [Ether ETF will be a 'monster success,' but not like bitcoin - Yahoo Finance](#)
- [SEC rule approvals set stage for spot ether ETF launches - Blockworks](#)
- [Ethereum Meme Coins PEPE, MOG Hit Lifetime Highs on Ether ETF Filing Approvals - CoinDesk](#)
- [Trump Pledges to Free Silk Road Creator Ross Ulbricht If Re-Elected - CoinDesk](#)

### Crypto Futures

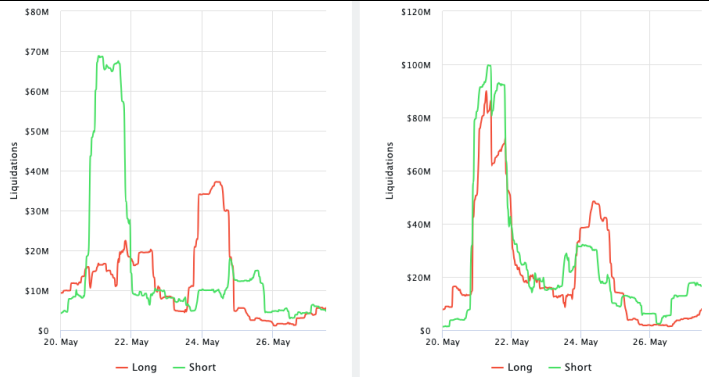
Futures Volume (BTC LHS ; ETH RHS), 1d

Futures Open Interest (BTC LHS ; ETH RHS)



OI Weighted Funding Rate (BTC LHS ; ETH RHS), 1d

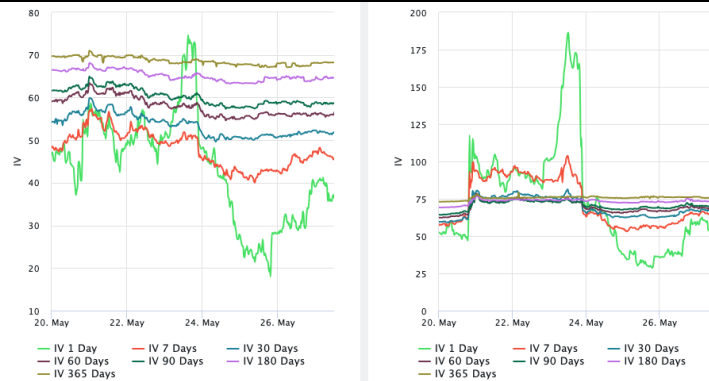
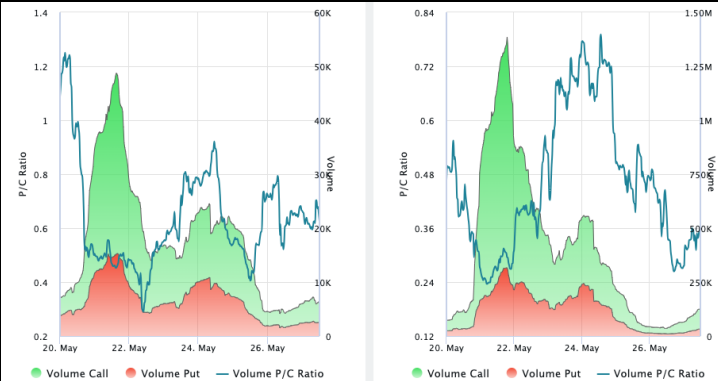
Liquidations (BTC LHS ; ETH RHS), 1d



### Crypto Options

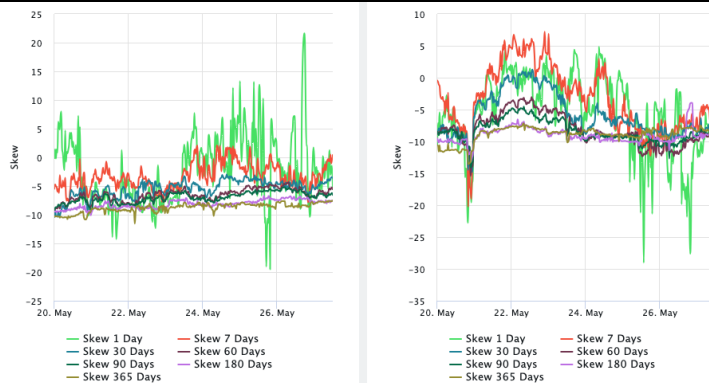
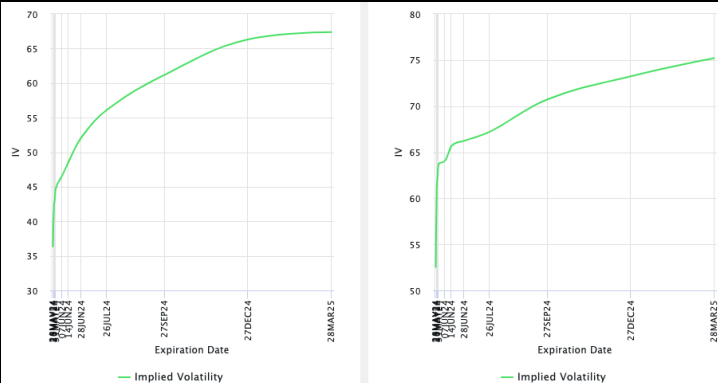
Options Volume & Put/Call Ratio (BTC LHS ; ETH RHS), 1d

ATM Implied Volatility (BTC LHS ; ETH RHS)



ATM Implied Vol Term Structure (BTC LHS ; ETH RHS)

25 Delta Skew (BTC LHS ; ETH RHS)





May 27, 2024

## About GSR

GSR has over a decade of extensive experience in the crypto market, serving as a trusted liquidity provider and active, multi-stage investor. Our suite of services includes OTC Trading, Derivatives, and Market Making. GSR is actively involved in every major sector of the digital asset ecosystem, working with token issuers, institutional investors, miners, and leading trading venues.

For more information or if we can help with anything, please see [gsr.io](https://gsr.io) or contact us at [gsr@gsr.io](mailto:gsr@gsr.io).

Follow GSR for more content: [Twitter](#) [Telegram](#) [LinkedIn](#)

## Authors

Brian Rudick, Senior Strategist [Twitter](#) [Telegram](#)

## Required Disclosures

This material is provided by GSR (the "Firm") solely for informational purposes, is intended only for sophisticated, institutional investors and does not constitute an offer or commitment, a solicitation of an offer or commitment, or any advice or recommendation, to enter into or conclude any transaction (whether on the terms shown or otherwise), or to provide investment services in any state or country where such an offer or solicitation or provision would be illegal. The Firm is not and does not act as an advisor or fiduciary in providing this material. GSR is not authorized or regulated in the UK by the Financial Conduct Authority. The protections provided by the UK regulatory system will not be available to you. Specifically, information provided herein is intended for institutional persons only and is not suitable for retail persons in the United Kingdom, and no solicitation or recommendation is being made to you in regards to any products or services.

This material is not a research report, and not subject to any of the independence and disclosure standards applicable to research reports prepared pursuant to FINRA or CFTC research rules. This material is not independent of the Firm's proprietary interests, which may conflict with the interests of any counterparty of the Firm. The Firm trades instruments discussed in this material for its own account, may trade contrary to the views expressed in this material, and may have positions in other related instruments.

Information contained herein is based on sources considered to be reliable, but is not guaranteed to be accurate or complete. Any opinions or estimates expressed herein reflect a judgment made by the author(s) as of the date of publication, and are subject to change without notice. Trading and investing in digital assets involves significant risks including price volatility and illiquidity and may not be suitable for all investors. The Firm is not liable whatsoever for any direct or consequential loss arising from the use of this material. Copyright of this material belongs to GSR. Neither this material nor any copy thereof may be taken, reproduced or redistributed, directly or indirectly, without prior written permission of GSR

## Notes & Sources

All options data is based on Deribit and derivatives graphics are from Laevidas. Market returns are based on price returns for the following ETFs: VOO, QQQ, EWU, EWG, EWJ, and EWH. Onchain volumes are not considered and thus certain token volumes may be understated (e.g., stETH).

CoinGecko	Santiment	DefiLlama	CoinMarketCap	Laevidas
L2Beat	Google Finance	TradingView	Deribit	WorldCoinIndex
Cryptorank	Investing.com	NFT Price Floor	CryptoSlate	